



***Mehlville School District***

*Individually Focused. Committed to All.*

**MEHLVILLE SCHOOL DISTRICT  
EDUCATIONAL & FINAL BUDGET**

**2022-2023**

## TABLE OF CONTENTS

<b>TABLE OF CONTENTS</b>	i-iii
<b>BOARD OF EDUCATION AND CENTRAL OFFICE ADMINISTRATORS</b>	iv
<b>BOARD APPROVED SCHOOL CALENDAR 2022-2023</b>	v
<b>SECTION 1 BUDGET MESSAGE</b>	
Budget Letter	1
Budget Message FY2022-2023 – Key Budget Components & Assumptions	2-9
<b>SECTION 2 CASH FLOW SUMMARY</b>	
Budget Overview FY 2022-2023	1
Cash Flow Summary – Full Year Adopted Budget FY 2021-2022	2A
Cash Flow Summary – Forecast FY 2021-2022	2B
Cash Flow Summary – Full Year Budget FY 2022-2023	3
COP Fund Tax Levy 45.25 Cent Reallocation Plan FY 2022-2023 Budget	4
COP Fund Tax Levy 45.25 Cent Reallocation Plan FY 2021-2022 Budget	5
Finance Dashboard	6
<b>SECTION 3 REVENUES</b>	
Budget by Source/Object FY 2022-2023, Revenue by Source	1
Budget – Revenues FY 2022-2023	2
FY 2022-2023 Key Revenue Items Chart	3
FY 2022-2023 Revenue by Source Chart	4
FY 2022-2023 Local Revenue Chart	5
FY 2022-2023 State Revenue Chart	6
Current Taxes – Assessed Value History	7
Local Taxes – FY 2022-2023 Budget (Tax Year 2022)	8
Basic Formula/Classroom Trust – Annual Revenue Calculation	9-10
Prop C Sales Tax	11-12
Assessed Value	13
Adjusted Tax Levy Rate History	14

## TABLE OF CONTENTS – Continued

### SECTION 4 EXPENSES

Budget by Source/Object FY 2022-2023, Expenditure by Source	1
Budget – Expenses FY 2022-2023	2
FY2022-2023 Expense by Object Chart	3
FY2022-2023 Salaries & Benefits Chart	4
Certified Salaries – FY 2022-2023 Budget	5
Classified Salaries – FY 2022-2023 Budget	6
FY 2021-2022 ESSER II and III	7

### SECTION 5 CAPITAL

5 Year Capital Plan – FY 2021-2022	1-2
------------------------------------	-----

### SECTION 6 DEBT

Debt Expense Summary	1-2
Summary of Principal and Interest Payments for ASBR FY 2022-202	3
Debt Payment Schedule – Debt Service Fund #300	4
Detail G.O. Bond Pay Schedule	5

### SECTION 7 FORECAST

Cash Flow Summary – Forecast FY 2023-2024	1
Forecast – Operating Gain (Loss) Analysis FY 2023-2024	2
Cash Flow Summary – Forecast FY 2024-2025	3
Forecast – Operating Gain (Loss) Analysis FY 2024-2025	4
Cash Flow Summary – Forecast FY 2025-2026	5
Forecast – Operating Gain (Loss) Analysis FY 2025-2026	6
Forecast – Salaries and Benefits	7
Cash Flow Summary – Forecast 5 Years (FY22 thru FY26)	8

### SECTION 8 ACADEMIC PLAN

## TABLE OF CONTENTS – Continued

### SECTION 9 REPLACEMENT SCHEDULES

Bus Fleet – FY 2022-2023	1
Non-Bus Fleet – FY 2022-2023	2-4
Food Service Equipment Replacement Plan – FY 2022-2023	5
IT Equipment Replacement Target – FY 2022-2023	6

### SECTION 10 HISTORICAL DATA

History of Fund Balances	1
Revenue History	2-3
Expense History	4-5

### SECTION 11 SALARY SCHEDULES

Business Office Schedules (BOFF)	1
Community Education (COED)	2
Facilities Department Schedules (FACL)	3-4
Food Service Department Schedules (SFNS)	5
ITS Department Schedules (ITS)	6
Parents As Teachers (PAT)	7
Secretarial Schedules (SCTL)	8
Transportation Schedule (TRAN)	9
Classified Hourly Schedules (CLSH)	10
Classified Substitutes Schedules (CSUB)	11

### SECTION 12 GENERAL LEDGER REVENES

All Revenue Accounts FY2022-2023	1-8
----------------------------------	-----

### SECTION 13 GENERAL LEDGER EXPENSES

All Expenditure Accounts FY2022-2023	1-144
--------------------------------------	-------

**BOARD OF EDUCATION**

Mrs. Peggy Hassler.....President  
Mrs. Tori Behlke .....Vice President  
Mrs. Jean Pretto .....Secretary  
Mr. Scott Huegerich .....Director  
Mr. Patrick McKelvey .....Director  
Mr. Jeff Wolman .....Director  
Mrs. Grace Wright .....Director

**CENTRAL OFFICE ADMINISTRATORS**

Dr. Chris Gaines .....Superintendent of Schools  
Dr. Jeff Bresler .....Assistant Superintendent of Schools  
Mr. Marshall Crutcher .....Chief Financial Officer | Treasurer  
Dr. Brian Smith .....Assistant Superintendent of Teaching and Learning  
Dr. Chad Dickemper .....Executive Director of Planning and Development  
Mrs. Jennifer Hansen .....Executive Director of Human Resources  
Mr. Adam Smith .....Executive Director of Student Service  
Mrs. Jessica Pupillo .....Director of Communications and Public Relations

# 2022-2023 School Calendar



## Important Dates

TBD	New Teacher Orientation
Aug 17	District Professional Development
Aug 18	PD - 1/2 Day District; 1/2 Day Building
Aug 19	Teacher Workday
Aug 22	First Day of School
Sep 5	<b>No School</b> - Labor Day
Sep 7	Half Day (PD)/PK AM attends
Oct 5	Half Day (PD)/PK AM attends
Oct 10	PK-Elem Parent/Teacher Conferences - 4 hrs
Oct 11	MS Parent/Teacher Conferences - 4 hrs
Oct 12	HS Parent/Teacher Conferences - 4 hrs
Oct 13	Half Day, Parent/Teacher Conferences - 3 hrs 20 min
Oct 14	<b>No School</b> - Conference Comp Day/Fall Break
Oct 21	End of 1st Quarter
Nov 2	Half Day (PD)/PK AM attends
Nov 8	<b>No School</b> - Election Day - 1/2 PD, 1/2 Workday
Nov 23-25	<b>No School</b> - Thanksgiving
Dec 7	Half Day (PD)/PK AM attends
Dec 22-Jan 2	<b>No School</b> - Winter Break
Jan 3	<b>No School</b> - 1/2 PD, 1/2 Teacher Workday
Jan 4	Classes Resume
Jan 13	End of 2nd Quarter
Jan 13	<b>No School</b> - Teacher Workday
Jan 16	<b>No School</b> - Martin Luther King Jr Day
Jan 25	Half Day (PD)/PK PM attends
Feb 20	<b>No School</b> - Presidents Day
Feb 22	Half Day (PD)/PK PM attends
Mar 13-17	Parent/Teacher Conferences
Mar 17	End of 3rd Quarter
Mar 20-24	<b>No School</b> - Spring Break
Mar 29	Half Day (PD)/PK PM attends
Apr 4	<b>No School</b> - Election Day - 1/2 PD, 1/2 Workday
Apr 7	No School - Good Friday
Apr 21	No School - Eid al Fitr
Apr 26	Half Day (PD)/PK PM attends
May 22 - 26	Finals Week/Early Dismissal/Last Day of School
May 29	No School - Memorial Day

### Start/Dismissal Times for Early Release

- Tier 1: 7:15 am to 11:25 am**
- Tier 2: 8:00 am to 12:10 pm**
- Tier 3: 8:45 am to 12:55 pm**
- Mosaic: 9:10 am to 1:20pm**

Inclement Weather Days: school will make up the day(s) after the end of the school year. The district does have the ability to implement AMI days if the inclement weather significantly hinders the school calendar implementation.

### JULY 2022

S	M	T	W	T	F	S
						1 2
3	4	5	6	7	8	9
10	11	12	13	14	15	16
17	18	19	20	21	22	23
24	25	26	27	28	29	30
31						

### AUGUST 2022

S	M	T	W	T	F	S
	1	2	3	4	5	6
7	8	9	10	11	12	13
14	15	16	17	18	19	20
21	22	23	24	25	26	27
28	29	30	31			

### SEPTEMBER 2022

S	M	T	W	T	F	S
					1	2 3
4	5	6	7	8	9	10
11	12	13	14	15	16	17
18	19	20	21	22	23	24
25	26	27	28	29	30	

### OCTOBER 2022

S	M	T	W	T	F	S
						1
2	3	4	5	6	7	8
9	10	11	12	13	14	15
16	17	18	19	20	21	22
23	24	25	26	27	28	29
30	31					

### NOVEMBER 2022

S	M	T	W	T	F	S
			1	2	3	4 5
6	7	8	9	10	11	12
13	14	15	16	17	18	19
20	21	22	23	24	25	26
27	28	29	30			

### DECEMBER 2022

S	M	T	W	T	F	S
					1	2 3
4	5	6	7	8	9	10
11	12	13	14	15	16	17
18	19	20	21	22	23	24
25	26	27	28	29	30	31

### JANUARY 2023

S	M	T	W	T	F	S
1	2	3	4	5	6	7
8	9	10	11	12	13	14
15	16	17	18	19	20	21
22	23	24	25	26	27	28
29	30	31				

### FEBRUARY 2023

S	M	T	W	T	F	S
				1	2	3 4
5	6	7	8	9	10	11
12	13	14	15	16	17	18
19	20	21	22	23	24	25
26	27	28				

### MARCH 2023

S	M	T	W	T	F	S
				1	2	3 4
5	6	7	8	9	10	11
12	13	14	15	16	17	18
19	20	21	22	23	24	25
26	27	28	29	30	31	

### APRIL 2023

S	M	T	W	T	F	S
						1
2	3	4	5	6	7	8
9	10	11	12	13	14	15
16	17	18	19	20	21	22
23	24	25	26	27	28	29
30						

### MAY 2023

S	M	T	W	T	F	S
		1	2	3	4	5 6
7	8	9	10	11	12	13
14	15	16	17	18	19	20
21	22	23	24	25	26	27
28	29	30	31			

### JUNE 2023

S	M	T	W	T	F	S
					1	2 3
4	5	6	7	8	9	10
11	12	13	14	15	16	17
18	19	20	21	22	23	24
25	26	27	28	29	30	

- Student First & Last Day of School
- Student Half Day
- No School for Students - PreK-12
- No School/District Offices Closed

- Staff Professional Development
- Teacher Work Day or
- Teacher Half Work/Half PD Day
- Staff Half PD Day

# **1. BUDGET MESSAGE**



June 23, 2022

Board of Education  
Mehlville School District

Dear Members of the Board of Education,

Submitted for your approval is the annual budget for the 2022-23 school year.

This budget was prepared by the Chief Financial Officer based on discussions with every department head, the Cabinet, the Superintendent, the Finance Committee, the Board of Education, and the community.

The budget contains a lot of data. The most important focus is the "Executive Summary" in the first 2 pages of the Budget Message in section #1. If you want more details without studying the entire document, the next level of focus should be the footnotes on page 1 of the cash flow section, page 1 of the revenue section, and page 1 of the expense section which will give you a comprehensive overview of the budget.

Respectfully submitted,

Marshall Crutcher  
Chief Financial Officer



## **BUDGET MESSAGE FY23 - KEY BUDGET COMPONENTS & ASSUMPTIONS**

### **Introduction**

The budget message discusses key budget assumptions and estimates, cash flow, operating results, revenues, expenses, and forecast comments. **Key points are highlighted in the executive summary section.**

### **EXECUTIVE SUMMARY**

1. **FY23 operating gain/loss** is break-even compared to \$.6M FY22 operating loss. **FY23 operating loss was initially \$2.0M** before **reducing COP reallocation funds** allocated to the Capital Fund by \$2M to obtain break-even for operating funds. (see cash flow page 1, note 2)
2. **Cash reserve.** Historically, reserves are 23.7% in FY14, 21.3% in FY15, 25.0% in FY16, 26.7% in FY17, 28.8% in FY18, 30.3% in FY19, 36.2% in FY20, and 35.9% in FY21. FY22 forecast is 32.0% (decrease of 3.9%) and **FY23 budget is 30.3%**. (See cash flow page 3)
3. **COP Fund reallocation of 45.25 cent tax levy.** \$9.7M (45.25 cents) tax levy revenue, previously used for COP debt, is now reallocated in FY23 to use **\$2.6M (12 cents)** for Prop S **bond debt, \$3.8M for General Fund, and \$3.3M for Capital Fund** reserves for future HVAC needs. The **initial plan in FY22** was to gradually increase the General Fund allocations by \$1M through FY28, and reserve the remaining funds each year into the Capital Fund for future HVAC needs. This would have **placed \$23M into the Capital Fund over 7 years**. Due to increasing deficits, the amount reserved for the Capital Fund in **FY23 is \$2M less than planned** originally. The cumulative capital funds reserved over 7 years is **now estimated to be \$12.5M** instead of \$23M. (see cash flow page 4 and 5)
4. **Forecast.** Forecast schedules show **FY26 operating deficits growing to \$4.3M** and a cash reserve of **21.2%**. While the forecast can vary significantly plus or minus, the overall trend indicates a **critical need to develop revenue plan for operating fund deficits**.
5. **Finance dashboard benchmarks.** See the **Finance Dashboard schedule on page 6** in the Cash Flow section. This DESE website data clearly shows the district is operating with less resources than virtually all 22 county districts **ranking 21<sup>st</sup> in operating expense per student** (daily operations), and **last in tax rate and debt per student** (capital projects for infrastructure). The following points should be considered while developing strategic financial plans.
  - Salaries and benefits are **over 85%** of operating fund expenses. Yet **Prop R, Prop A, and Prop S** addressed capital needs, and staff positions were restored or added. But it did **nothing to improve competitive pay** to attract and retain existing staff.
  - So, **how much salary is needed** to effectively retain and attract all staff positions? We don't know because **we don't have salary targets** for each position, therefore we cannot quantify the cost needed to hit the target. The BOE should require such calculation to **better understand how annual salary decisions move closer to the target and to enable calculating tax levy needs**.
  - **34 interventionists** were added to 17 schools and are **funded by ESSER** at a FY22 cost of **\$2.3M for salaries and benefits**. Existing deficits do not allow these interventionists to be retained when ESSER funding **ceases after FY24**. The cost of retaining this staff after FY24 is **estimated at 12 cents of tax levy**.
  - So **what is an appropriate revenue benchmark** for Mehlville? Mehlville has the **4<sup>th</sup> largest enrollment** of the 22 county districts. The **larger districts are Rockwood, Parkway, and Hazelwood** and all have higher tax rates. In many aspects, Mehlville is **NOT comparable** to any of these 3 larger districts, such as community culture, community wealth, student demographics, ELL %'s, etc..... However, it is helpful to

be able to **benchmark how the Mehlville tax rate and revenue per student compares with other larger districts**. Therefore, **for only those isolated factors, I make a comparison**. Hazelwood's higher tax rate is understandable due much lower assessed values, but Parkway and Rockwood have higher or similar assessed values. If Mehlville **matched Parkway's tax rate it would be 34 cents higher** and produce **\$7.2M more revenue per year**. Even with this rate increase, **Parkway's revenue per student is more since their assessed value per student is 45% higher**. To **match Parkway revenue per student**, Mehlville would have to raise the tax rate **roughly 49 cents instead of 34 cents**. Similarly, if Mehlville matched **Rockwood's tax rate** it would be **46 cents higher** and produce **\$9.8M more revenue per year**. Since **Rockwood's assessed value per student is 6% lower**, to match Rockwood revenue per student, Mehlville would have to raise the tax rate **roughly 43.5 cents instead of 46 cents**. **None of this factors the higher percentage of ELL students** compared to all other county districts. **Tax revenue must be increased or else major cuts will be needed in the future**

- Mehlville has the **highest percentage of ELL students in the county**. This increases the cost of education to hire additional education specialists. **When factoring comparable revenue benchmarks, Mehlville needs additional tax revenue to level the education playing field to compensate for the higher cost of ELL**. The 34 interventionists that were mentioned earlier cost \$2.3M plus other costs associated with ELL. This must be factored into revenue targets. So, when comparing to any other district tax rate, **there must be an ELL factor that is added to the tax rate to equate to equal education**.
6. **ESSER II/III funding**. \$4.7M ESSER funds are budgeted to be spent in FY23 compared to \$3.5M forecast to be spent in FY22. Revenues offset the expenses so **net impact to operating funds is zero**. (see cash flow page 1, note #5)
  7. **Prop S** bond proceeds of \$37.7M were received FY21. Cost of issuance is \$325K paid in FY21. \$2.5M capital projects expense is forecast for FY22 and \$17M is budgeted for FY23 but this may significantly fluctuate based on project timing. (see capital section, pages 1 & 2)
  8. **Food service Fund (non-operating funds)**. FY22 forecast gain is \$2.5M due to the federal program providing free meals to all students but is discontinued for FY23. So FY23 is back normal break-even operations plus \$.7M for kitchen remodeling that puts the fund loss to \$.9M. The kitchen remodeling was made possible by the FY22 gains. (see cash flow page 1, note #7)
  9. **Health insurance rates** are budgeted to **increase 9.5%**. 2022 calendar year-to-date claims **through May have increased 34.5%** while the USI Consulting last fall **projected 2.4% increase**. They are studying current trends to determine how much of the increase is due to claim volume versus claim rate increases. Due to inflationary trends, labor shortage, and salary spikes, there **may be significant adjustments to both rates and coverage changes**.

### **Key Assumptions & Budget Estimates**

The following are **key assumptions**:

- 174 school day attendance
- Local tax: non-reassessment year, \$3.6598 blended tax rate (same as FY22), 4.7% CPI, .4% AV increase, \$7M new construction, and 97.20% collection rate. Tax rates are finalized in September so the budget is an estimate.

- Basic Formula: \$6,375 SAT, 1.092 dollar value modifier, 175 ADA for 2022 summer school, and 9,651 WADA based on FY20 WADA. Normally the district must choose the most favorable WADA from FY21 though FY23, but DESE is making an exception to allow FY20 to be used.
- Sales tax: \$1,258 reimbursement per WADA, and 9,647.9 WADA based on FY20. Normally FY22 WADA must be used but DESE is making an exception to allow FY20 to be used.
- ESSER II & III (Elementary & Secondary School Emergency Relief) revenue budget is \$4.7M.
- Investment earnings is based on .36% current MOSIP money market rate
- Health insurance assumes 9.5% rate increase plus coverage changes
- Gasoline/diesel use of 171,000 gallons at \$5.00 per gallon
- Electric/heating fuel is flat due to replacement with energy efficient HVAC systems that have so far been somewhat offsetting rate increases

The following are **key estimates** for data that is unavailable until after FY23 begins. Once actual data is available then budget adjustments may occur. Examples are:

- State revenue withholding due to budget shortfalls for basic formula, sales tax, transportation
- Tax levy assessed value that is finalized in September by the county
- A 174 day school year that could be shortened due to Covid 19
- Title I, II, and III federal allocation adjustments
- Final FY22 enrollment which impacts FY23 sales tax and Basic Formula
- New year September enrollment for VICC students
- Unforeseen facility emergencies (HVAC failure, leaking roofs.....)
- Gasoline price fluctuations on 170,000 gallons of fuel
- Negative medical insurance claims experience that could raise medical rates

## **Cash Flow Summary (see section #2)**

### **Operating Funds:**

Operating funds consist of the General Fund #110 plus the Teacher Fund #120. These funds are used for the ongoing daily operations of the district. It is very important to distinguish between operating fund results versus non-operating fund results as they each represent very different meanings.

**Operating loss** is break-even in **FY23**, improving from the FY22 forecast loss of \$.6M. However this is deceiving. The preliminary operating loss for FY23 was \$2.0M which is worse than FY22 forecast. The district is using \$2.0M more of COP reallocation funds, than originally planned, to cover this loss and get to break-even. See footnotes on page 1 of the Cash Flow section which explains this more fully. Page 4 and 5 show the FY22 original COP reallocation plan and the FY23 adjusted plan.

**The cash reserve % is calculated** by dividing the operating fund end of year cash balance (June 30 balance) by the annual operating fund expense for that same fiscal year. The lowest point of cash balances for the district is early December where cash balances in recent years have ranged from 3% to 10% until county tax revenue is finally received.

**Ending cash balance** for operating funds is \$35.6M for FY23 and \$35.6M for FY22 as well since the budget is break-even. Obviously, any difference in actual FY22 ending year cash compared to the forecast will carry over to adjust FY23 budgeted cash.

**Cash reserve % is 30.3% for FY23 and 32.0% for FY22 forecast.** The previous years of cash reserve % are 35.9% in FY21, 36.2% in FY20, 30.3% in FY19, 28.8% in FY18, 26.7% in FY17, 25.0% in FY16, and 21.3% in FY15. The district has maintained healthy cash reserves in recent years. **Having proper cash reserves now enables the district greater flexibility to avoid immediate budget cuts.** For example, during Covid the District faced a preliminary FY21 operating budget deficit of \$6M and never paused to consider cutting education programs since FY20 reserves were 36.2%

#### **Non-operating Funds:**

Non-operating funds consist of appropriated general funds, restricted debt funds, and restricted capital funds.

1. Appropriated funds consist of food service (fund #500), student activity (fund #600) and athletics (fund #700). Community donations, student fees, and federal/state reimbursements comprise the revenue sources. The funds are earmarked for specific purposes and do not represent taxpayer money.
2. Restricted debt funds for general obligation bonds (fund #300) and certificates of participation (fund #450), which are known as COP's, are funded by tax levies to pay off debt.
3. The restricted capital fund #410 receives money primarily from a portion of the Classroom Trust state revenue and a portion of the VICC program. This fund is restricted to use for capital disbursements.

The FY22 non-operating gain is \$7.3M due to food service gains plus timing differences of capital fund and debt fund revenues collected this year for expenses to be paid next year.

The FY23 non-operating loss is \$3.3M due to planned capital spending. Future years will show significant losses due to spending Prop S capital fund money that was received in FY21.

**Debt Service Fund #300** represents Prop S general obligation bonds. \$37.7M bond proceeds were received in FY21 due to the 4/6/21 ballot that passed, authorizing a no tax increase bond. See section #6 for debt payment schedules. FY23 is budgeted to levy 12 cents for the debt payments with an offsetting decrease of 12 cents to the General Fund to net a zero tax increase.

**COP Fund #450** is used to pay certificate of participation debt. Although it is debt, it differs from general obligation bond debt by the mechanics of how tax is levied to pay the debt. All the debt is paid off and the fund balance should be zero.

**Capital Fund #410** receives Prop A funding of about \$780K from a temporary tax of about 4 cents that runs through tax year 2025. Also, the fund will receive a transfer from the general fund for \$1,750K to cover Prop R projects. The \$1.75M transfer helps "catch up" on under-funded capital projects, but reduces operating revenue. Finally, the fund will receive a transfer from the General Fund for \$1.8M as part of the COP Fund reallocation plan, plus the fund receives \$1.5M of tax levy that is reallocated from the General Fund as part of the COP reallocation plan (see cash flow page 4). See section #5 for capital project schedules.

#### **Revenue (see section #3)**

Total budgeted revenue is **\$134.4M** in FY23. FY22 forecast revenue is \$132.9. Thus, FY23 revenue is **up \$1.5M, or 1.2%**, from FY22 revenue. The larger changes include a \$3.0M decrease for food service as free meals to all students are discontinued. Offsetting the decrease is a \$2.0M increase for sales tax and \$1.7M increase for transportation.

There are 36 line items on the revenue financial statements. **The 3 largest revenues are local taxes, basic formula/classroom trust, and sales tax.** These items comprise over **80%** of the total revenue budget. The following revenues are key components to the budget. Significant budget assumptions, estimates and facts are highlighted. Amounts are estimates and actual results will vary from the estimates.

## 1. Local Taxes

Local taxes represent commercial and residential real estate and personal property taxes that are levied annually in the fall and are due to the county by December 31. Odd calendar years are reassessment years and even calendar years are non-reassessment years. **So taxes levied this fall are a non-reassessment year.**

Note the difference between **“tax year” versus “fiscal year”**. A “tax year” is based on the calendar year ending December 31. A “fiscal year” is based on the year ending June 30. So “tax year” 2022 is the period of 1/1/2022 – 12/31/2022, while “fiscal year” 2023 is the period of 7/1/2022 – 6/30/2023. So, the fall tax levy in 2022 is in fiscal year 2023.

St. Louis County uses 4 tax rates (residential real estate, commercial real estate, agriculture and personal property) and a blended rate (weighted average of the 4 rates).

- Local tax revenue **budget is \$78.2M, up \$.3M**, or .4% from this year.
- This line item comprises over **60% of the total revenue** budget.
- Key assumptions are 1) **\$3.6598** blended tax rate (\$3.8056 currently), 2) **.4% AV** (assessed value) increase, **\$7.0M** new construction, 4.7% CPI (inflation), **\$80.5M** tax levy of which **97.20%** is collected.
- The tax rates and tax levy is based on state auditor calculation schedules.
- Most tax revenue is recorded to the General/Teacher Fund, except Prop A 3.47 cents is recorded to the Capital Fund, 7.15 cents is recorded to the Capital Fund according to the COP Fund reallocation plan (see cash flow page 4), and 12 cents is recorded to the Debt Service Fund to pay off Prop S bonds.
- **1 cent of tax levy equals \$213K** revenue based on a 97.2% collection rate.
- Tax rates are presented for **board approval at the September tax rate hearing**. Tax rates are required to be **filed with St. Louis County by September 30<sup>th</sup>**.
- The blended tax rate consists of a **permanent tax rate** budgeted at \$3.6251, and a 10 year **temporary Prop A tax rate** budgeted at \$.0347 that runs through the fall 2025. Prop A was passed for 4 cents but the Hancock amendment will adjust that rate annually based on statutory calculations.
- The current year blended tax rate is \$3.6598 and **ranks 22<sup>nd</sup> lowest out of 22** (last place) total county school districts. The 21<sup>st</sup> ranked district is Ladue at \$3.6936.
- The last 6 **non-reassessment** years have averaged a **.4% AV** increase, compared to the last 6 **reassessment** years which have averaged a **3.3% AV** increase.
- For tax year 2008 AV totaled \$1.884B. Then the recession hit in 2009 and AV declined 4 out of 5 years. **AV did not reach \$1.884B until tax year 2019, 11 years after the recession.**
- Through FY21, the levy collection % averages **97.25%** the last 3 years, and also averages **97.18%** the last 10 years. FY23 budget is **97.20%**.

## 2. State Basic Formula/Classroom Trust

- Basic formula/classroom trust revenue budget is \$15.6M, **down \$.4M**, or 2.5%.

- These 2 line items comprise over **10% of the total revenue** budget.
- Key assumptions are **\$6,375 SAT** (state adequacy target), **1.092 DVM** (dollar value modifier), **175 ADA** for 2022 summer school, and **9,651 WADA based on FY20 WADA**. Normally the district would have to choose the most favorable WADA from FY21 through FY23, however **DESE made an exception** and will allow FY20 to be used.

### 3. Proposition “C” Sales Tax

- This is a statewide half cent sales tax and is based on the preceding year WADA.
- Sales tax revenue **budget is \$12.1M, up \$2.0M, or 20.3%.**
- Key assumptions are 1) instead of using prior year WADA, DESE is making an exception to allow **FY20 WADA** to be used which is **9,647.9** (this differs from formula FY20 WADA due to different calculation methods for formula vs. sales tax). Also, 2) **per WADA reimbursement is \$1,258.**

### 4. Desegregation (VICC)

Revenue is budgeted to **decrease \$83K**. The maximum reimbursement for VICC students is \$7,000. FY23 student count budget is 152 for FY23 compared to 184 for FY22. FY22 true up was a revenue decrease of \$172K while FY23 budgeted true-up is \$18K (FY22 actual student count versus FY22 estimated count at the beginning of the year).

### 5. Other Local Revenue

Other revenue consists of building and facility use rental fees, field trip/student activity fees, and E-rate reimbursements for qualifying technology expenses.

### 6. State Transportation

Reimbursements are estimated to **increase \$1.7M** based in increased state funding.

### 7. State - Early Childhood

The District is reimbursed one year in arrears for this expenditure. Usually 100% of expenses are reimbursed the following year.

### 8. Federal – school lunch and breakfast

Revenue represents a full 174 day school year but decreases \$4.9M due to the discontinued program for providing free meals to all students. This is partially offset by increasing student fees for meals by \$1.8M for a net decrease of \$3.1M.

### 9. Federal Programs

Program grants are updated in September and finalized next January. The budget will be then be adjusted to show the update. Title I funds are used for reading at Bierbaum, Beasley and Forder elementary schools. Title II funds are for teacher professional development. Title III is for limited English proficiency instruction. Title IV is student support and academic enrichment for mental health services and supplies. CTE is for student career and technical education. The Perkins grant helps students prepare for post-secondary institutions.

### 10. Federal Other

\$4.7M revenue is budgeted related to ESSER II/III (Elementary & Secondary School Emergency Relief) reimbursements that offset expenses for a net zero impact to operating funds.

#### **Expense (see section #4)**

Total budgeted expense is \$149.3M in FY23, up \$23.1M or 18.3% from FY22 forecast, but most of that is due to non-operating expense for Prop S capital projects. Operating expenses increased \$6.3M which is all due to salaries and benefits.

The following key budget expenses are summarized below.

#### 1. Salaries

Total salaries **increase \$4.3M, or 5.7%**.

Certified salaries increase **\$2.0M** due to:

- \$1.0M for one step
- \$.4M for base additions
- \$.4M for FY09 frozen step restoration
- \$.1M for supplemental salaries
- \$.6M net retirement savings are offset by channel changes, ESSER increases, and admin increases
- Returning teacher increases are 3.7%, admin increases are 3.5%

Classified salaries increase **\$2.3M** due to:

- \$750K to **restore 80% of 40 open positions** (excluding non-operating fund food service)
- \$144K for **3 added staff** (IT, boiler room tech, Community Ed Director)
- \$67K increase for transportation **funded by ESSER**, so zero net expense
- \$49K for **admin raises of 3.5%**
- \$320K for **1 step of 2.0%**
- \$985K (\$820K operating fund salaries, \$165K food service salaries) to **increase pay rates** of staff pay schedules that rank below average within STL County districts
- If there were not excessive open positions in FY22, then FY22 salaries would be higher, the FY23 increase would be lower, and **total district salary increase would be 4.7% instead of 5.7%**

#### 2. Benefits

Benefits increase \$2.0, of which \$.9M relates to the salary increases. \$1.1M increase is due to increasing health insurance rates 12.0% in calendar 2022 (\$450K impacting July – December) and 9.5% increase in calendar 2023 (\$417K impacting January – June) plus \$267K for filling 80% of the 40 open positions.

#### 3. Purchased Services & Supplies

The budget for purchased services and supplies is \$20.2M compared to \$20.3M for FY22 forecast, so no net increase.

#### 4. Capital (see section #5)

The capital **budget is \$14.8M** and is detailed in the 5 year capital plan shown in the capital section #5. The capital expense is budgeted for \$2.5M for the purchase of the Lemay Ferry property using **regular capital** funds, \$9.7M for projects using **Prop S** funds, \$1.75M for projects using **Prop R** funds, and \$850K for projects using **Prop A** funds.

FY22 budget also provides 5 new buses, 1 facility truck, 1 facility van, 1 transportation fuel truck, and 1 technology van. Prop R projects include asphalt, roofing, and security cameras. Prop A projects are for roofing and HVAC. Prop A provides a ten year 3.5 cent temporary tax

that will sunset after the 2025 tax year. Those funds are targeted to be spent on roofing and HVAC needs. Prop R contributes \$1,750K funding by transferring funds from the general fund to the capital fund. Additionally, about **\$6.3M will be placed into the Capital Fund from the COP Fund reallocation plan**. This money will be **set aside for future HVAC needs** that total about \$30M around FY26 timeframe.

5. Debt Service (see section #6)

The District paid \$12.0M of COP debt (Certificates of Participation) principal in FY21 and \$267K interest expense, and the ending year debt balance is zero. There is zero COP debt.

The District passed a ballot on April 6, 2021 that authorized a no tax increase general obligation bond for \$35M with a 12 cent tax levy. The actual proceeds were received June 3, 2021 for a total of \$37,708,737 that included the \$35M plus the related premium. The cost of issuance is \$324,750. The tax levy is budgeted to increase the debt service tax levy by 12 cents in FY22 and is offset by a voluntary 12 cent reduction to the General Fund to net a zero tax increase.

FY22 beginning balance debt is \$35.0, all of which is the bond debt. The bond debt pays zero principal in FY22 and pays \$782K interest. FY22 ending debt balance is \$35M.

It is noteworthy that with the passage of the Prop S \$35M bond issue, that **Mehlville still ranks last out of 22 county districts for outstanding debt per student**. The bond is a big boost to the district, but still ranks last in investment in infrastructure.

**Forecast (see section #7)**

A forecast is not prepared for FY22 budget due to the explanation mentioned earlier.

**Supplemental Data (see sections 8 through 13)**

Additional data has been provided to allow for more detailed understanding of district historical data and for future district planning.

**Other**

District enrollment in January 2022 is 9,738 compared to 9,588 in January 2021. VICC student enrollment is 180 in January 2022 compared to 212 in January 2021.



## **2. CASH FLOW SUMMARY**

**MEHLVILLE SCHOOL DISTRICT  
Budget Overview  
FY2023**

	FY22 Forecast	FY23 Budget		Inc(Dec)	%	
Cash Reserve %	32.0%	30.3%		-1.7%		
Operating Fund Gain(Loss)	\$ (595,000)	\$ 14,000	see Note 2	\$ 609,000		(includes \$2.0M less COP reallocation per Note 4)
Non-operating Gain(Loss)	7,304,000	(14,872,000)	see Note 3	(22,176,000)		(deficit is due to Prop S capital projects - see Note 3)
Total Fund Gain(Loss)	\$ 6,709,000	\$ (14,858,000)		\$ (21,567,000)		
Revenue	\$ 132,900,000	\$ 134,442,000		\$ 1,542,000	1.2%	Op Fund Inc(Dec) 6,457,000 Non-Op Fund Inc(Dec) (4,915,000)
						2.7% 10 year avg. per year increase
Expense:						
Salaries	\$ 75,084,000	\$ 79,330,000		\$ 4,246,000	5.7%	
Benefits	21,968,000	23,950,000		1,982,000	9.0%	
Services/Supplies	20,250,000	20,179,000		(71,000)	-0.4%	
Sub-total	117,302,000	123,459,000		6,157,000	5.2%	
Capital	8,104,000	23,341,000		15,237,000	188.0%	Op Fund Inc(Dec) 6,298,000 Non-Op Fund Inc(Dec) 16,811,000
Debt	785,000	2,500,000		1,715,000	218.5%	
Total Expense	\$ 126,191,000	\$ 149,300,000		\$ 23,109,000	18.3%	
						4.0% 10 year avg. per year increase
						see Note 1

see Note 1	Finance Dashboard	Rank out of 22 STL County Districts	Description
	Tax Rate \$	3.6598 22nd (last)	Taxes provide over 60% of total district revenue
	Operating expense per student \$	10,082 21st	Represents operating spending for student education
	Debt per student \$	4,069 22nd (last)	Represents debt financing for infrastructure spending

**Summary Notes and Assumptions**

**Note 1: Mehlville is the 4th largest enrollment of 22 STL County districts. Rockwood, Parkway and Hazelwood all have higher tax rates.**

**Rockwood and Parkway also have similar or higher assessed value. If Mehlville's tax rate matched Rockwood, it would increase 46 cents and add \$9.8M revenue per year. If Mehlville's tax rate matched Parkway, it would increase 34 cents and add \$7.2M revenue per year. Historical trends above show that expenses increase faster than revenues. The district ranks last or next to last in tax rate and spending. Tax revenue must be increased or else major cuts will be needed in the future.**

**Note 2: The preliminary FY23 operating net loss was \$2.0M.** So, the COP reallocation plan (see page 5) was revised to reduce the capital allocation by \$2.0M (\$3.3M is transferred from the General Fund to the Capital Fund instead of \$5.3M) which brings the **net loss to near break-even**. The COP reallocation is revised by adjusting the Capital Fund levy amount. See Note 4 below.

**Note 3: FY23 non-operating net loss** is detailed below:

Food Service	(894,000)	\$666K capital projects for kitchen updates; plus free meals to all students is discontinued
Activity Funds	-	
Capital	(14,148,000)	Prop S projects are budgeted for \$17.3M
Debt	170,000	Revenue is based on a 12 cent tax levy and expense is based on debt pay schedules
Total	(14,872,000)	

**Note 4: Fund transfers** are budgeted for 1) **\$1,750K recurring annual Prop R** transfer from General Fund to Capital Fund, 2) **food service** capital expenses transfer from Food Service Fund to Capital Fund, and 3) **\$1,800K for the COP reallocation transfer** from General Fund to Capital Fund which is \$450K less than originally planned. Also, the COP reallocation was **revised to decrease the tax levy** to the Capital Fund by \$1.5M which increases General Fund revenue by \$1.5M. Thus, the COP reallocation revisions increase operating **gain by \$2.0M**.

**Note 5: Total funding for ESSER II is \$4.1M** (must spend by 9/30/22) and for **ESSER III is \$9.1M** (must spend by 9/30/23). FY23 budget expense is \$4.7M (3.0M salaries/benefits, .6m services/supplies, 1.1M capital) compared to \$3.5M forecast for FY22. Revenues offset expense so the **net budget impact is zero**. 20% of ESSER III must be spent on learning loss mitigation. Remaining funds are spent on HVAC, capital projects identified for Prop S that exceed the bond issue, and virtual education. Spending may be extended 1 year after the original due date.

**MEHLVILLE SCHOOL DISTRICT**  
**Cash Flow Summary - Full Year Adopted Budget**  
**FY2022**

Adopted Budget  
 Actual Beginning Cash

	Operating Cash Reserves	Appropriated General Funds	Capital Fund #410	Restricted Debt Funds	Total
Balances 6-30-21	\$ 36,165,686	\$ 2,888,491	\$ 40,559,738	\$ -	\$ 79,613,915
Revenue	114,353,000	5,710,000	6,468,000	2,740,000	\$ 129,271,000
Expenditures	112,663,000	5,364,000	16,022,000	783,000	\$ 134,832,000
Transfers	(4,000,000)	(57,000)	4,057,000	-	\$ -
Net Gain (Loss)	(2,310,000)	289,000	(5,497,000)	1,957,000	\$ (5,561,000)
Balances 6-30-22	\$ 33,855,686	\$ 3,177,491	\$ 35,062,738	\$ 1,957,000	\$ 74,052,915

	General Fund #110	Special Fund Fund #120	Operating Cash Reserves	Net Gain (Loss)	
Balances 6-30-21	\$ 32,323,636	\$ 3,842,050	\$ 36,165,686	Operating	\$ (2,310,000)
Revenue	40,757,000	73,596,000	114,353,000	Non-Operating	(3,251,000)
Expenditures	37,295,000	75,368,000	112,663,000	Total	\$ (5,561,000)
Transfers	(4,000,000)		(4,000,000)		
Net Gain (Loss)	(538,000)	(1,772,000)	(2,310,000)		
Balances 6-30-22	\$ 31,785,636	\$ 2,070,050	\$ 33,855,686		

	Food Service Fund #500	Activities Fund #600	Athletic 700	Appropriated General Funds
Balances 6-30-21	\$ 1,400,345	\$ 1,290,254	\$ 197,892	\$ 2,888,491
Revenue	4,110,000	1,200,000	400,000	5,710,000
Expenditures	3,764,000	1,200,000	400,000	5,364,000
Transfers	(57,000)			(57,000)
Net Gain (Loss)	289,000	-	-	289,000
Balances 6-30-22	\$ 1,689,345	\$ 1,290,254	\$ 197,892	\$ 3,177,491

	C.O.P. Fund #450	Debt Service Fund #300	Restricted Debt Funds
Balances 6-30-21	\$ -	\$ -	\$ -
Revenue	-	2,740,000	2,740,000
Expenditures	-	783,000	783,000
Transfers	-		-
Net Gain (Loss)	-	1,957,000	1,957,000
Balances 6-30-22	\$ -	\$ 1,957,000	\$ 1,957,000

Cash reserve % of annual expense	June		November	Net Gain/(Loss)
6/30/22 Cash Reserve %	30.1%	Budget		
6/30/21 Cash Reserve %	35.9%	Actual	13.8%	\$ 38,221
6/30/20 Cash Reserve %	36.2%	Actual	8.5%	\$ 1,646
6/30/19 Cash Reserve %	30.3%	Actual	2.9%	\$ 1,151
6/30/18 Cash Reserve %	28.8%	Actual	5.9%	\$ 2,666
6/30/17 Cash Reserve %	26.7%	Actual	2.0%	\$ 2,177
6/30/16 Cash Reserve %	25.0%	Actual	3.4%	\$ 4,323
6/30/15 Cash Reserve %	21.3%	Actual	2.9%	\$ (2,535)
6/30/14 Cash Reserve %	23.7%	Actual	5.0%	\$ 443
6/30/13 Cash Reserve %	23.7%	Actual	2.2%	\$ 2,764

Note> Actual FY22 beginning cash is \$79.6M, up \$2.4M from the \$77.2M Adopted budget. Actual Operating is \$36.2M, up \$2.3M from the \$33.9M Adopted budget. Cash reserve budget is now 30.1% instead of 28.0%.

Minimum Cash Balance Requirements

Required 3% Balance	\$ 3,379,890
Excess of Min Required Balance	\$ 30,475,796

**MEHLVILLE SCHOOL DISTRICT**  
**Cash Flow Summary - Forecast**  
**FY22**

Forecast  
 May-22

	Operating Cash Reserves	Appropriated General Funds	Capital Fund #410	Restricted Debt Funds	Total
Beg Balance	\$ 36,165,686	\$ 2,888,491	\$ 40,559,738	\$ -	\$ 79,613,915
Revenue	114,627,000	8,726,000	6,900,000	2,647,000	\$ 132,900,000
Expenditures	111,222,000	6,082,000	8,104,000	783,000	\$ 126,191,000
Transfers	(4,000,000)	(107,000)	4,107,000	-	\$ -
Net Gain (Loss)	(595,000)	2,537,000	2,903,000	1,864,000	\$ 6,709,000
End Balance	\$ 35,570,686	\$ 5,425,491	\$ 43,462,738	\$ 1,864,000	\$ 86,322,915

	General Fund #110	Special Fund Fund #120	Operating Cash Reserves	Net Gain (Loss)	
Beg Balance	\$ 32,323,636	\$ 3,842,050	\$ 36,165,686	Operating	\$ (595,000)
Revenue	41,856,000	72,771,000	114,627,000	Non-Operating	7,304,000
Expenditures	36,397,000	74,825,000	111,222,000	Total	\$ 6,709,000
Transfers	(4,000,000)		(4,000,000)		
Net Gain (Loss)	1,459,000	(2,054,000)	(595,000)		
End Balance	\$ 33,782,636	\$ 1,788,050	\$ 35,570,686		

	Food Service Fund #500	Activities Fund #600	Athletic 700	Appropriated General Funds
Beg Balance	\$ 1,400,345	\$ 1,290,254	\$ 197,892	\$ 2,888,491
Revenue	7,226,000	1,100,000	400,000	8,726,000
Expenditures	4,582,000	1,100,000	400,000	6,082,000
Transfers	(107,000)			(107,000)
Net Gain (Loss)	2,537,000	-	-	2,537,000
End Balance	\$ 3,937,345	\$ 1,290,254	\$ 197,892	\$ 5,425,491

	C.O.P. Fund #450	Debt Service Fund #300	Restricted Debt Funds
Beg Balance	\$ -	\$ -	\$ -
Revenue	-	2,647,000	2,647,000
Expenditures	-	783,000	783,000
Transfers	-		-
Net Gain (Loss)	-	1,864,000	1,864,000
End Balance	\$ -	\$ 1,864,000	\$ 1,864,000

Cash reserve % of annual expense	June		November	Net Gain (Loss)	Op Gain (Loss)
6/30/22 Cash Reserve %	<b>32.0%</b>	Forecast		\$ 6,709	\$ (595)
6/30/21 Cash Reserve %	<b>35.9%</b>	Actual	<b>13.8%</b>	\$ 38,221	\$ 179
6/30/20 Cash Reserve %	<b>36.2%</b>	Actual	<b>8.5%</b>	\$ 1,646	\$ 5,888
6/30/19 Cash Reserve %	<b>30.3%</b>	Actual	<b>2.9%</b>	\$ 1,151	\$ 2,532
6/30/18 Cash Reserve %	<b>28.8%</b>	Actual	<b>5.9%</b>	\$ 2,666	\$ 2,682
6/30/17 Cash Reserve %	<b>26.7%</b>	Actual	<b>2.0%</b>	\$ 2,177	\$ 3,041
6/30/16 Cash Reserve %	<b>25.0%</b>	Actual	<b>3.4%</b>	\$ 4,323	\$ 2,478
6/30/15 Cash Reserve %	<b>21.3%</b>	Actual	<b>2.9%</b>	\$ (2,535)	\$ (1,613)
6/30/14 Cash Reserve %	<b>23.7%</b>	Actual	<b>5.0%</b>	\$ 443	\$ 671
6/30/13 Cash Reserve %	<b>23.7%</b>	Actual	<b>2.2%</b>	\$ 2,764	\$ 558

Minimum Cash Balance Requirements

Required 3% Balance	\$ 3,336,660
Excess of Min Required Balance	\$ 32,234,026

**MEHLVILLE SCHOOL DISTRICT**  
**Cash Flow Summary - Full Year Budget**  
**FY23**

NY Budget 2

	Operating Cash Reserves	Appropriated General Funds	Capital Fund #410	Restricted Debt Funds	Total
Beg Balance	\$ 35,570,686	\$ 5,425,491	\$ 43,462,738	\$ 1,864,000	\$ 86,322,915
Revenue	121,084,000	5,710,000	4,977,000	2,671,000	\$ 134,442,000
Expenditures	117,520,000	5,938,000	23,341,000	2,501,000	\$ 149,300,000
Transfers	(3,550,000)	(666,000)	4,216,000	-	\$ -
Net Gain (Loss)	14,000	(894,000)	(14,148,000)	170,000	\$ (14,858,000)
End Balance	\$ 35,584,686	\$ 4,531,491	\$ 29,314,738	\$ 2,034,000	\$ 71,464,915

	General Fund #110	Special Fund Fund #120	Operating Cash Reserves	Net Gain (Loss)
Beg Balance	\$ 33,782,636	\$ 1,788,050	\$ 35,570,686	Operating \$ 14,000
Revenue	44,261,000	76,823,000	121,084,000	Non-Operating (14,872,000)
Expenditures	39,524,000	77,996,000	117,520,000	Total \$ (14,858,000)
Transfers (Note 1)	(3,550,000)		(3,550,000)	
Net Gain (Loss)	1,187,000	(1,173,000)	14,000	
End Balance	\$ 34,969,636	\$ 615,050	\$ 35,584,686	

	Food Service Fund #500	Activities Fund #600	Athletic 700	Appropriated General Funds
Beg Balance	\$ 3,937,345	\$ 1,290,254	\$ 197,892	\$ 5,425,491
Revenue	4,210,000	1,100,000	400,000	5,710,000
Expenditures	4,438,000	1,100,000	400,000	5,938,000
Transfers	(666,000)			(666,000)
Net Gain (Loss)	(894,000)	-	-	(894,000)
End Balance	\$ 3,043,345	\$ 1,290,254	\$ 197,892	\$ 4,531,491

	C.O.P. Fund #450	Debt Service Fund #300	Restricted Debt Funds
Beg Balance	\$ -	\$ 1,864,000	\$ 1,864,000
Revenue	-	2,671,000	2,671,000
Expenditures	-	2,501,000	2,501,000
Transfers			-
Net Gain (Loss)	-	170,000	170,000
End Balance	\$ -	\$ 2,034,000	\$ 2,034,000

Cash reserve % of annual expense	June	November	Net Gain (Loss)	Op Gain (Loss)
6/30/23 Cash Reserve %	<b>30.3%</b> Budget		\$ 6,709	\$ (595)
6/30/22 Cash Reserve %	<b>32.0%</b> Forecast			
6/30/21 Cash Reserve %	<b>35.9%</b> Actual	<b>13.8%</b>	\$ 38,221	\$ 179
6/30/20 Cash Reserve %	<b>36.2%</b> Actual	<b>8.5%</b>	\$ 1,646	\$ 5,888
6/30/19 Cash Reserve %	<b>30.3%</b> Actual	<b>2.9%</b>	\$ 1,151	\$ 2,532
6/30/18 Cash Reserve %	<b>28.8%</b> Actual	<b>5.9%</b>	\$ 2,666	\$ 2,682
6/30/17 Cash Reserve %	<b>26.7%</b> Actual	<b>2.0%</b>	\$ 2,177	\$ 3,041
6/30/16 Cash Reserve %	<b>25.0%</b> Actual	<b>3.4%</b>	\$ 4,323	\$ 2,478
6/30/15 Cash Reserve %	<b>21.3%</b> Actual	<b>2.9%</b>	\$ (2,535)	\$ (1,613)
6/30/14 Cash Reserve %	<b>23.7%</b> Actual	<b>5.0%</b>	\$ 443	\$ 671

Note 1) Amount is transferred to the Capital Fund for Prop R \$1,750K and for COP reallocation \$1,550K.

**Mehlville School District**  
**COP Fund Tax Levy 45.25 Cent Reallocation Plan**  
**FY23 Budget**

Year	Levy to General Fund	Transfer from General Fund	Net General Fund	Levy to Capital Fund	Transfer to Capital Fund	(12.0 cents) G.O. Bond	(45.25 cents) Total
FY22	3,250,000	(2,250,000)	1,000,000	3,827,300	2,250,000	2,554,200	9,631,500
Cents	15.27	(10.57)	4.70	17.98	10.57	12.00	45.25
	1 cent of tax levy = \$ 212,850						
FY23	5,582,525	(1,800,000)	3,782,525	1,523,000	1,800,000	2,564,400	9,669,925
Cents	26.12	(8.42)	17.70	7.13	8.42	12.00	45.25
	1 cent of tax levy = \$ 213,700						
FY24	6,582,525	(1,800,000)	4,782,525	523,000	1,800,000	2,564,400	9,669,925
Cents	30.80	(8.42)	22.38	2.45	8.42	12.00	45.25
	1 cent of tax levy = \$ 213,700						
FY25	7,105,525	(800,000)	6,305,525	-	800,000	2,564,400	9,669,925
Cents	33.25	(3.74)	29.51	-	3.74	12.00	45.25
	1 cent of tax levy = \$ 213,700						
FY26	7,105,525	-	7,105,525	-	-	2,564,400	9,669,925
Cents	33.25	-	33.25	-	-	12.00	45.25
	1 cent of tax levy = \$ 213,700						
FY27	7,105,525	-	7,105,525	-	-	2,564,400	9,669,925
FY28	7,105,525	-	7,105,525	-	-	2,564,400	9,669,925
<b>Total</b>	<b>43,837,289</b>	<b>(5,582,381)</b>	<b>37,187,258</b>	<b>5,873,300</b>	<b>6,650,000</b>	<b>17,940,660</b>	<b>67,651,276</b>
	Total Additions to Capital Fund =			12,523,300	(Capital Levy + Transfers to Capital)		

Note: The 45.25 cent tax levy for COP Fund debt is reallocated in FY23 to Debt Service, General, and Capital Funds.

The Debt Service Fund receives 12 cents per year (\$2.6M) to pay Prop S bond debt.

The General Fund receives a net 15.6 cents (\$3.3M) in FY23.

The Capital Fund receives 7.1 cents (\$1.5M) in FY23.

This plan accumulates \$12.5M capital funds during FY22 - 25 to be reserved in the Capital Fund for upcoming HVAC needs of over \$30M. The initial plan reserved \$23M before this revision.

This plan has been revised from the original plan set forth in FY22 budget due to historical inflation, revenue stagnation with state funding of formula, and statewide resetting of tax rates that reduced district revenue by \$1.0M per year permanently. These combined factors made it impossible to meet budgetary needs especially combined with the fact that the Finance Dashboard shows the district ranks last in tax rate, next to last in operational spending, and last in debt financing for infrastructure when compared to the other 22 STL County districts.

**Mehlville School District**  
**COP Fund Tax Levy 45.25 Cent Reallocation Plan**  
**FY22 Budget**

1 cent of tax levy = \$ 219,411 (March estimate)

Year	Levy to General Fund	Transfer from General Fund	Net General Fund	Levy to Capital Fund	Transfer to Capital Fund	(12.0 cents) G.O. Bond	(45.25 cents) Total
FY22	3,250,000	(2,250,000)	1,000,000	4,045,068	2,250,000	2,632,932	9,928,000
Cents	14.81	(10.25)	4.56	18.44	10.25	12.00	45.25
FY23	4,250,000	(2,250,000)	2,000,000	3,045,068	2,250,000	2,632,932	9,928,000
FY24	5,250,000	(2,250,000)	3,000,000	2,045,068	2,250,000	2,632,932	9,928,000
FY25	6,250,000	(2,250,000)	4,000,000	1,045,068	2,250,000	2,632,932	9,928,000
FY26	7,250,000	(2,250,000)	5,000,000	45,068	2,250,000	2,632,932	9,928,000
FY27	7,295,068	(1,295,068)	6,000,000	-	1,295,068	2,632,932	9,928,000
FY28	7,295,068	(295,068)	7,000,000	-	295,068	2,632,932	9,928,000
<b>Total</b>	<b>40,840,151</b>	<b>(12,840,146)</b>	<b>28,000,005</b>	<b>10,225,358</b>	<b>12,840,146</b>	<b>18,430,536</b>	<b>69,496,045</b>

Total Additions to Capital Fund = 23,065,505 (Capital Levy + Transfers to Capital)

Note: The 45.25 cent tax levy for COP Fund debt is reallocated in FY22 to Debt Service, General, and Capital Funds.

The Debt Service Fund receives 12 cents per year (\$2.6M) to pay Prop S bond debt.

The General Fund receives a net 4.5 cents (\$1M) in FY22, then \$1M is added each year through FY28.

The Capital Fund receives 28.75 cents (\$5.3M) in FY22, then is reduced \$1M each year through FY28.

This plan accumulates \$23.1M capital funds during FY22 - 28, and will be reserved in the Capital Fund to be used for upcoming HVAC needs that initially were estimated at \$30M.

Also, expenses historically outpace revenues. This plan provides 7 years of boosting revenue an additional \$1M per year to help avoid operating fund deficits. Budgets should be managed each year to minimize or avoid deficits especially since \$1M revenue is temporarily added each year.

This plan addresses continuing viability of ongoing educational operating plans plus upcoming capital expense challenges that faces the District.

**The District must get longevity out of the 45.25 cent COP reallocation and do whatever is necessary to avoid significant operating deficits. The District must stay disciplined and resist temptation to add more than planned to General Funds per year.**



**Finance Dashboard**

District	Enrollment FY21
1 Rockwood	20,212
2 Parkway	17,137
3 Hazelwood	16,028
4 <b>Mehlvile</b>	<b>9,765</b>
5 Ferguson-Florissant	9,062
6 Lindbergh	7,052
7 Ritenour	6,202
8 Pattonville	5,889
9 Kirkwood	5,800
10 Riverview Gardens	4,979
11 Webster Groves	4,316
12 Ladue	4,162
13 Normandy	2,660
14 Clayton	2,524
15 Affton	2,507
16 University City	2,449
17 Jennings	2,389
18 Bayless	1,650
19 Maplewood	1,418
20 Hancock Place	1,329
21 Valley Park	818
22 Brentwood	734

Assessed Value per Student FY21	
1 Clayton	\$ 559,428
2 Brentwood	\$ 517,364
3 Ladue	\$ 502,713
4 University City	\$ 361,469
5 Maplewood	\$ 347,929
6 Parkway	\$ 346,935
7 Valley Park	\$ 316,063
8 Kirkwood	\$ 310,938
9 Pattonville	\$ 279,854
10 Lindbergh	\$ 242,792
11 <b>Mehlvile</b>	<b>\$ 239,145</b>
12 Webster Groves	\$ 238,536
13 Rockwood	\$ 225,551
14 Affton	\$ 200,854
15 Hancock Place	\$ 174,647
16 Ferguson-Florissant	\$ 158,895
17 Ritenour	\$ 129,139
18 Hazelwood	\$ 120,586
19 Normandy	\$ 120,422
20 Bayless	\$ 118,200
21 Riverview Gardens	\$ 55,629
22 Jennings	\$ 45,774

Represents community economic strength

Blended Tax Rate for Fall 2021	
1 Riverview Gardens	7.5922
2 Jennings	6.1226
3 Hazelwood	6.0527
4 Normandy	5.6554
5 Maplewood	5.4990
6 Affton	5.1103
7 Hancock Place	5.0928
8 Ferguson-Florissant	5.0415
9 Ritenour	4.9923
10 Pattonville	4.9224
11 Valley Park	4.8892
12 Brentwood	4.6265
13 University City	4.5093
14 Webster Groves	4.4930
15 Bayless	4.3628
16 Clayton	4.3534
17 Rockwood	4.1252
18 Kirkwood	4.0146
19 Parkway	4.0032
20 Lindbergh	3.8276
21 Ladue	3.6936
22 <b>Mehlvile</b>	<b>3.6598</b>

Represents community funding

\*DESE public report unavailable

Cash Reserve % FY21	
1 Brentwood	66.54
2 Affton	62.36
3 Webster Groves	61.78
4 Ladue	58.19
5 Kirkwood	57.90
6 Maplewood	51.89
7 Clayton	51.37
8 Hancock Place	47.04
9 Ritenour	45.90
10 Pattonville	43.47
11 <b>Mehlvile</b>	<b>37.33</b>
12 Bayless	36.80
13 Valley Park	32.84
14 Jennings	32.46
15 Riverview Gardens	31.59
16 Parkway	28.63
17 Lindbergh	28.53
18 University City	27.05
19 Rockwood	26.33
20 Normandy	25.06
21 Hazelwood	20.19
22 Ferguson-Florissant	14.93

Represents June 30th cash reserves.

% includes food service funds while financial statements exclude them.

(Excludes debt, capital, transportation, food service, student activities)

Expense per Student FY21	
1 BRENTWOOD	20,723
2 CLAYTON	19,650
3 UNIVERSITY CITY	16,316
4 MAPLEWOOD-RICHMOND	14,641
5 Ladue	14,432
6 Pattonville	14,347
7 NORMANDY SCHOOLS CO	14,063
8 VALLEY PARK	13,775
9 Ferguson-Florissant	13,608
10 HANCOCK PLACE	13,275
11 Webster Groves	12,856
12 Parkway	12,837
13 Kirkwood	12,298
14 Hazelwood	11,822
15 Rockwood	11,510
16 AFFTON 101	10,897
17 BAYLESS	10,565
18 Ritenour	10,382
19 Lindbergh	10,309
20 JENNINGS	10,288
21 <b>Mehlvile</b>	<b>10,082</b>
22 Riverview Gardens	9,232

Represents student education investment

Capital Expense per Student FY21	
1 Brentwood	\$ 10,439.61
2 Maplewood	\$ 5,695.45
3 Lindbergh	\$ 4,650.24
4 Webster Groves	\$ 4,381.25
5 Affton	\$ 2,525.99
6 Ladue	\$ 2,264.58
7 Clayton	\$ 1,923.12
8 Parkway	\$ 1,887.66
9 Kirkwood	\$ 1,638.88
10 Bayless	\$ 1,353.13
11 Rockwood	\$ 1,324.10
12 Riverview Gardens	\$ 1,047.11
13 Normandy	\$ 1,043.43
14 University City	\$ 784.61
15 Jennings	\$ 533.05
16 <b>Mehlvile</b>	<b>\$ 518.29</b>
17 Pattonville	\$ 437.20
18 Ritenour	\$ 436.97
19 Ferguson-Florissant	\$ 401.98
20 Hazelwood	\$ 388.00
21 Hancock Place	\$ 310
22 Valley Park	\$ 125

Represents investment in infrastructure.

Outstanding Debt per Student FY21	
1 Brentwood	\$ 71,176
2 Ladue	\$ 64,336
3 Maplewood	\$ 51,000
4 Lindbergh	\$ 30,472
5 University City	\$ 28,256
6 Valley Park	\$ 27,048
7 Clayton	\$ 25,534
8 Normandy	\$ 23,662
9 Hancock Place	\$ 22,419
10 Parkway	\$ 16,203
11 Webster Groves	\$ 15,775
12 Pattonville	\$ 14,324
13 Kirkwood	\$ 13,997
14 Hazelwood	\$ 12,245
15 Bayless	\$ 11,240
16 Ritenour	\$ 10,611
17 Rockwood	\$ 9,729
18 Affton	\$ 8,458
19 Ferguson-Florissant	\$ 6,687
20 Riverview Gardens	\$ 5,440
21 Jennings	\$ 5,135
22 <b>Mehlvile</b>	<b>\$ 4,069</b>

Represents investment in infrastructure.



## **3. REVENUES**

**Mehlville School District**  
**Budget by Source/Object (Amounts in Thousands)**  
**FY23**

	<b>FY23</b>	<b>FY22</b>	FY2021	FY2020	FY2019	FY2018	FY2017	FY2016	FY2015
<b>REVENUE BY SOURCE</b>	<b>Budget</b>	<b>Forecast</b>	Actual	Actual	Actual	Actual	Actual	Actual	Actual
	<u>Full Year</u>	<u>Full Year</u>	<u>Full Year</u>	<u>Full Year</u>	<u>Full Year</u>	<u>Full Year</u>	<u>Full Year</u>	<u>Full Year</u>	<u>Full Year</u>
Local	\$ 99,798	\$ 95,098	\$ 92,164	\$ 95,759	\$ 94,030	\$ 92,714	\$ 90,725	\$ 81,377	\$ 79,682
County	1,715	1,660	1,708	1,789	1,584	1,743	1,643	1,734	1,700
State	22,646	21,238	19,843	21,290	21,351	19,123	18,683	18,767	17,742
Federal	8,655	13,354	7,035	3,134	3,255	3,786	3,757	3,621	3,976
Other	1,628	1,550	38,979	1,512	1,659	1,847	2,191	2,180	2,530
<b>Total</b>	<b>\$ 134,442</b>	<b>\$ 132,900</b>	<b>\$ 159,729</b>	<b>\$ 123,484</b>	<b>\$ 121,879</b>	<b>\$ 119,213</b>	<b>\$ 116,999</b>	<b>\$ 107,679</b>	<b>\$ 105,630</b>
% Change	1.2%	-16.8%	29.4%	1.3%	2.2%	1.9%	8.7%	1.9%	0.1%
\$ Change	\$ 1,542	\$ (26,829)	\$ 36,245	\$ 1,605	\$ 2,666	\$ 2,214	\$ 9,320	\$ 2,049	\$ 149
	non-reassess		non-reassess		non-reassess		non-reassess		non-reassess

**Key Events**

- FY14 - Full day Kindergarten was implemented which increased WADA; Riverview Gardens student tuition started
- FY17 - Prop R revenue netted \$8.1M from 49 cents tax increase (which means revenue increased 8.7% instead of 1.1%)
- FY17 - Prop A revenue of 4 cents replaced the debt service 4 cents (\$664K approx)
- FY20 - Covid 19 shortened the school year to 129 days and resulted in reduced state funding.
- FY21 - Covid related CARES revenue totaled \$1.8M of which \$1.5M covered non-covid operating expenses (gasoline, textbooks...)
- FY21 - Prop S bond proceeds of \$37.7M.
- FY22 - FY23 - Includes ESSER funding of \$3.6M in FY22 and \$4.6M in FY23.

**Historical Trend FY14-FY23**

- Revenue **2.7%** per year trend (10 years) (growth is 1.7% if \$8.1M Prop R in FY17 is excluded)  
(growth is 1.4% if temporary ESSER funding AND Prop R is excluded)
- CPI % **1.8%** per year inflation average
- Inflation Deficit (000's) **\$ 1,321** per year deficit for Inflation % > Revenue % (revenue % - CPI %, x revenue budget)
- Inflation Deficit % **0.98%**

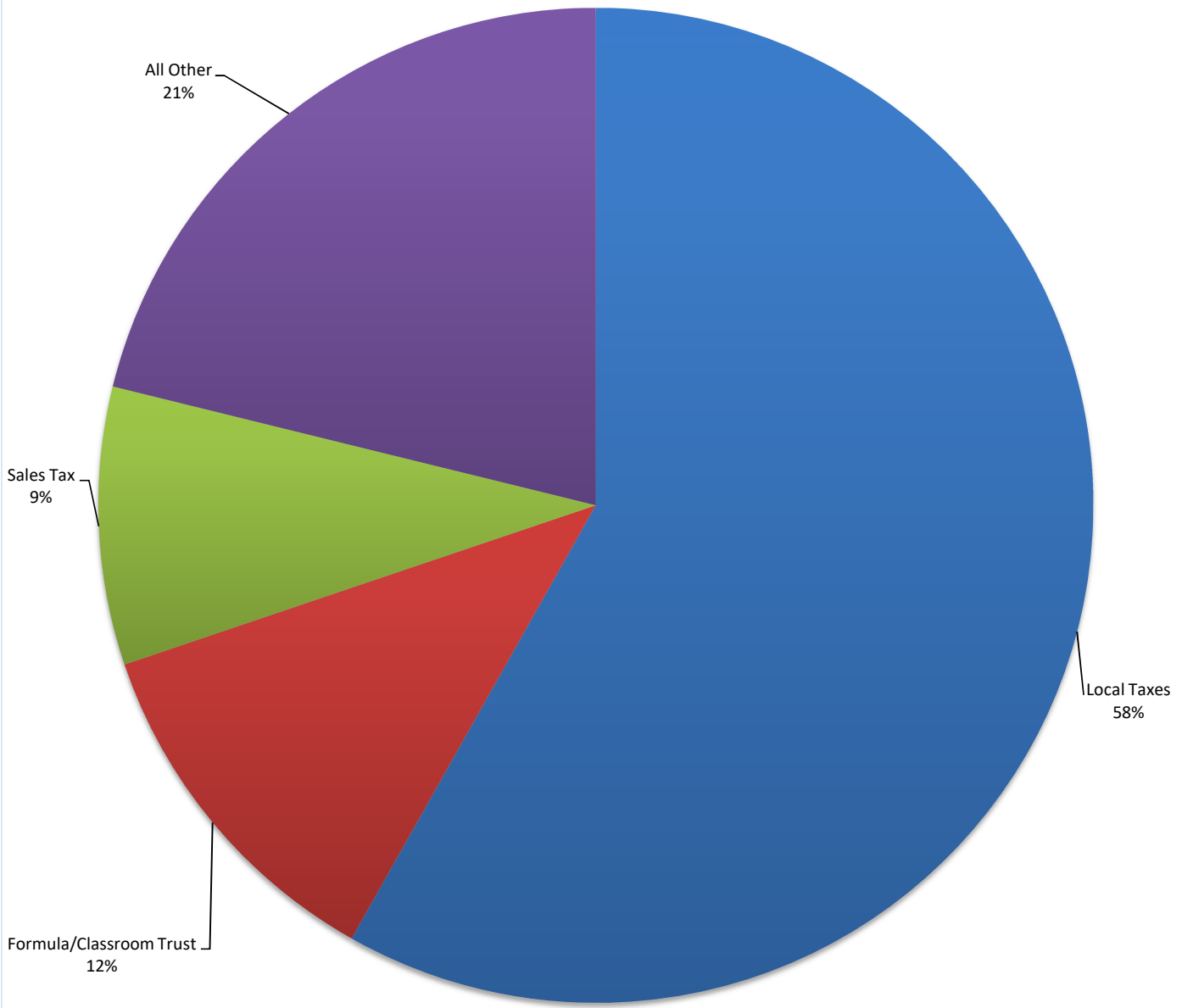
**Summary**

- About 85% of total revenue** is comprised of local tax, sales tax, basic formula / classroom trust, early childhood, and VICC. FY23 total revenue increases \$1.5M, or 1.2%. Food service decreases \$3.0M (free meals to all students discontinued). ESSER/ federal programs net a zero change, although revenues and expenses would offset. Revenues increase by \$2.0M for sales tax (see below), \$1.7M for transportation funding increases, \$.3M for investment earnings (higher interest rates), and \$.3M for delinquent taxes.
- Local tax budget is \$78.2M, up \$310K or .4%.** Calendar 2022 is a non-reassessment year. The budget assumes 1) \$3.6598 blended tax rate (same as FY22 and ranks last of 22 county districts), 2) 4.7% CPI, 3) AV increases .4% and \$7M new construction, and 4) 97.20% collection (3 year average is 97.25%; 10 year average is 97.18%). Tax rates are finalized in September.
- Basic formula/classroom trust budget is \$15.6M, down \$.4M or 2.5%.** The budget assumes 1) \$6,375 SAT, 2) 1.092 dollar value modifier, 3) 175 ADA estimated for 2022 summer school, and 4) 9,651 WADA which is based on FY20 WADA. The District can normally choose the most favorable WADA between FY21, FY22, or FY23. However, DESE is making an exception and is allowing FY20 WADA to be used, which is \$2.0M more favorable than estimated FY22 WADA.
- Sales tax budget is \$12.1M, up \$2.0M or 20.3%.** The budget assumes reimbursing \$1,258 per WADA, and uses FY20 WADA of 9,647.9 as an exception allowed by DESE. Normally FY22 WADA would be used, but this exception is made due to pandemic fluctuations with WADA.
- The ESSER revenue budget** is \$4.7M compared to FY22 forecast of \$3.5M.

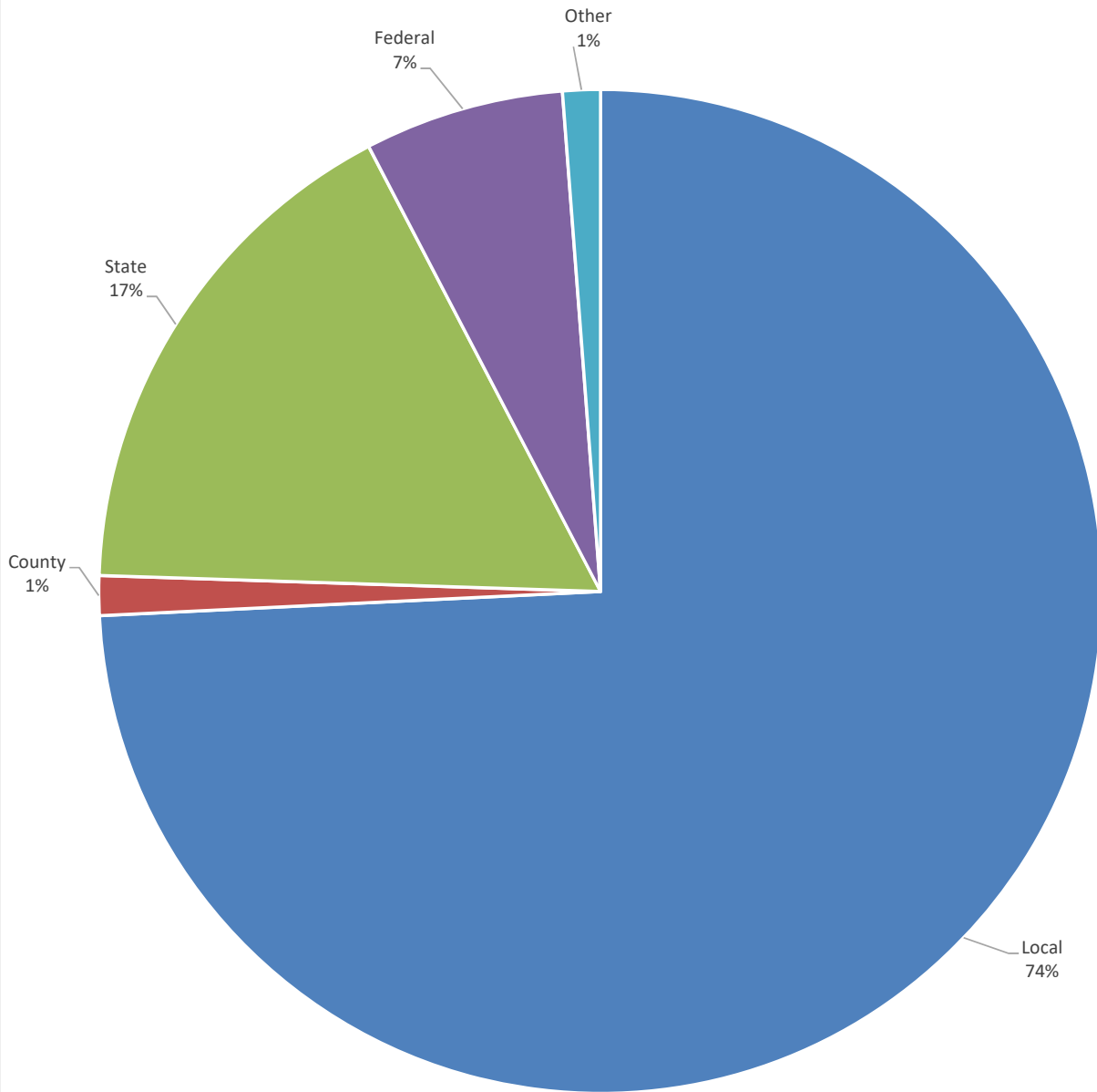
**Mehville School District**  
**Budget - Revenues**  
**FY2023**

REVENUES (000's)	Actual	Actual	Actual	Forecast	Budget
	FY19	FY20	FY21	FY22	FY23
<b>Current Taxes</b>	\$ 73,363	\$ 76,071	\$ 76,131	\$ 77,900	\$ 78,210
Delinquent Taxes	1,173	1,584	1,128	825	1,150
Prop C Sales Tax	9,908	9,709	10,092	10,090	12,135
Fin Inst Taxes	144	200	81	353	200
M & M Surtax	1,687	2,020	1,883	1,900	2,000
Earnings on Invest.	813	642	48	67	400
Food Service-Program	1,550	1,320	121	375	1,656
Food Service-Non-Pro	648	441	32	80	638
Student Activities	2,100	1,400	669	1,615	1,615
Community Service	399	338	212	460	540
<b>VICC</b>	1,863	1,752	1,573	1,080	997
Other	382	282	194	353	257
<b>Total Local</b>	<b>94,030</b>	<b>95,759</b>	<b>\$ 92,164</b>	<b>\$ 95,098</b>	<b>99,798</b>
Fines etc	80	151	\$ 75	40	75
State Assessed Util	1,504	1,638	1,633	1,620	1,640
<b>Total County</b>	<b>1,584</b>	<b>1,789</b>	<b>\$ 1,708</b>	<b>\$ 1,660</b>	<b>1,715</b>
Basic Formula	12,997	13,413	\$ 11,002	12,090	11,696
Transportation	859	780	813	861	2,575
Early Childhood	3,423	3,777	3,938	4,068	4,172
Classroom Trust	3,815	2,996	3,807	3,950	3,950
Educational Screen (PAT)	203	236	195	178	180
Career Education	20	36	32	32	35
Food Service	28	30	31	51	30
Enhancement Grant	-	-	8	-	-
Other	6	22	17	8	8
<b>Total State</b>	<b>21,351</b>	<b>21,290</b>	<b>\$ 19,843</b>	<b>\$ 21,238</b>	<b>22,646</b>
Medicaid	125	150	193	175	180
Vocational Edu (Perkins)	115	125	134	131	130
Early Childhood	71	66	62	74	74
School Lunch	1,282	1,100	2,212	5,240	1,500
School Breakfast	312	309	816	1,480	366
Title I	939	945	720	1,620	975
Title III & IV	139	241	207	277	230
Title II	212	198	128	171	215
Other	60	-	2,563	4,186	4,985
<b>Total Federal</b>	<b>3,255</b>	<b>3,134</b>	<b>\$ 7,035</b>	<b>\$ 13,354</b>	<b>8,655</b>
Sale of Property	11	24	\$ 23	27	23
Bond Proceeds	-	-	37,709	-	-
Contracted Educational	370	304	241	323	405
Trans From Others	1,278	1,184	1,006	1,200	1,200
<b>Total Other</b>	<b>1,659</b>	<b>1,512</b>	<b>\$ 38,979</b>	<b>\$ 1,550</b>	<b>1,628</b>
<b>GRAND TOTAL</b>	<b>\$ 121,879</b>	<b>\$ 123,484</b>	<b>\$ 159,729</b>	<b>\$ 132,900</b>	<b>\$ 134,442</b>
Inc(Dec) From Prior Year		\$ 1,605	\$ 36,245	\$ (26,829)	\$ 1,542
		1.3%	29.4%	-16.8%	1.2%

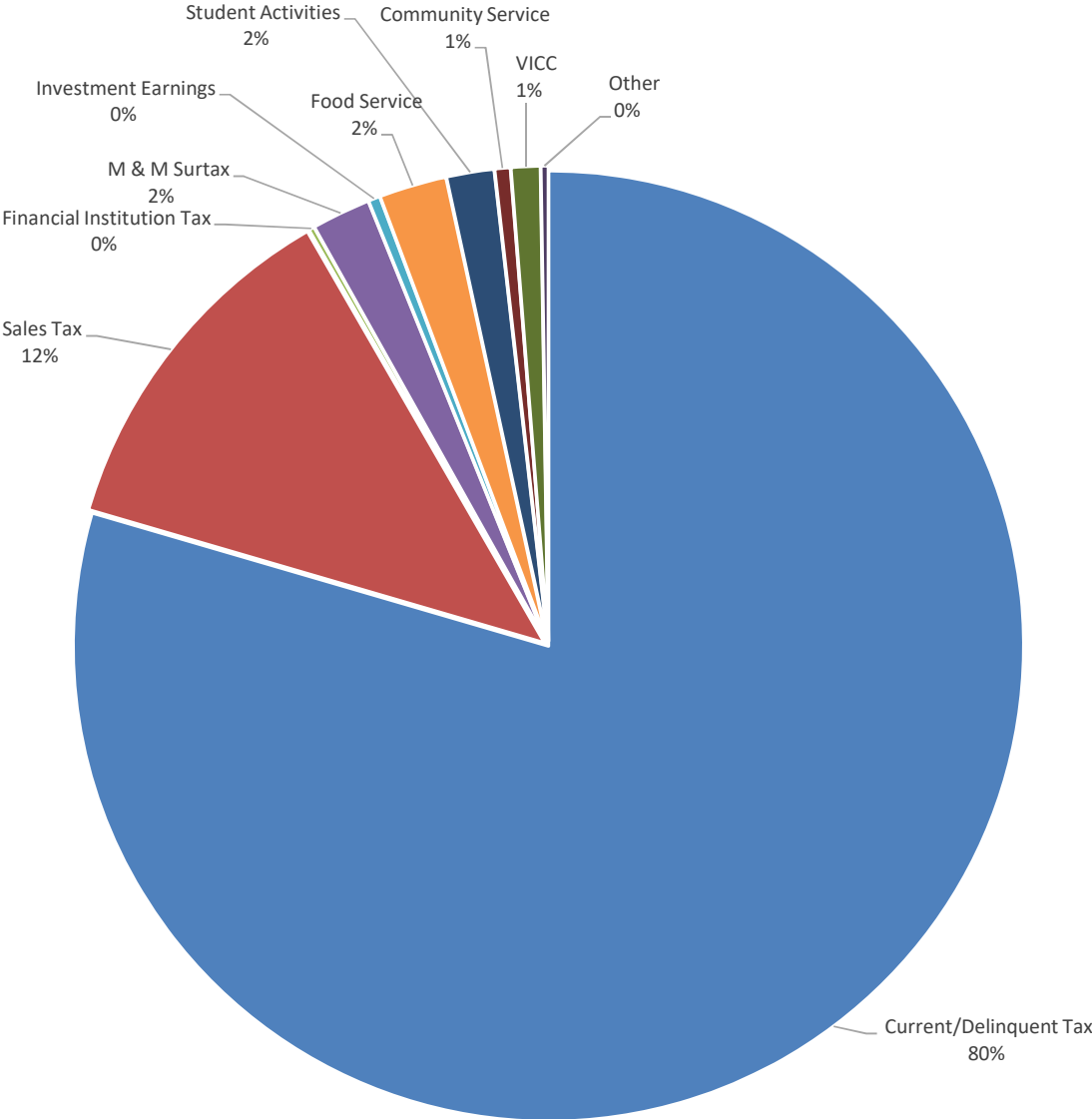
### FY23 Key Revenue Items

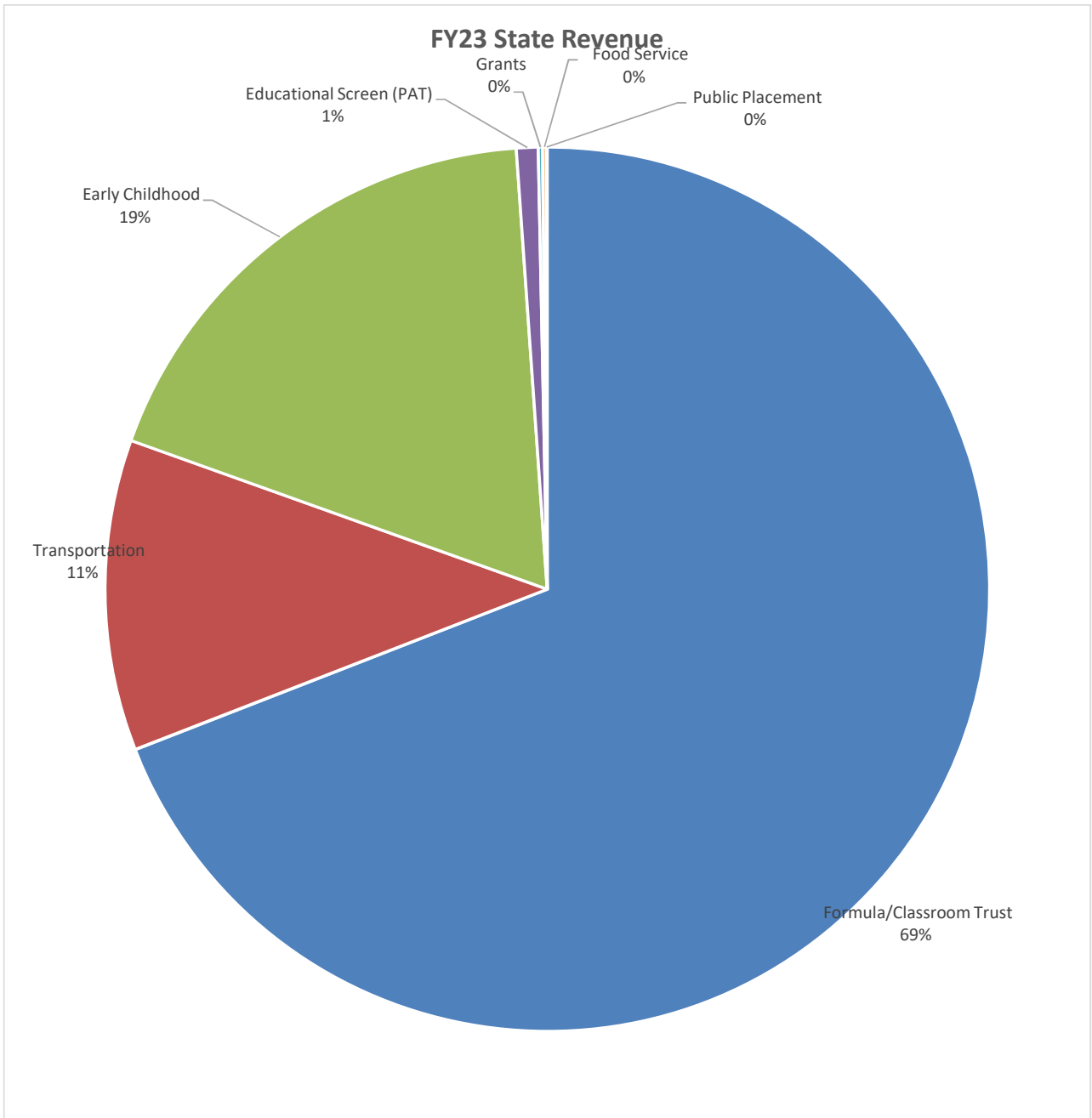


### FY23 Revenue by Source



FY23 Local Revenue





## Current Taxes - Assessed Value History (000's)

<u>Tax Year</u>	<u>FY</u>	<u>Residential</u>	<u>Ag</u>	<u>Commercial</u>	<u>Personal Property</u>	<u>Total</u>	<u>Change</u>	<u>CPI %</u>	<u>Rev \$ Inc(dec)</u>	<u>Rev % Inc(dec)</u>
2006	2007	1,090,672	343	242,435	259,593	1,593,043				
2007	2008	1,315,877	352	285,847	257,854	1,859,930	16.8%			
2008	2009	1,328,700	353	291,043	264,313	1,884,409	1.3%			
2009	2010	1,206,410	491	308,428	260,011	1,775,340	-5.8%			
2010	2011	1,209,229	335	306,391	233,878	1,749,833	-1.4%			
2011	2012	1,167,548	338	291,696	231,362	1,690,944	-3.4%	1.50%	(626)	-1.0%
2012	2013	1,171,524	336	291,139	246,962	1,709,961	1.1%	3.00%	969	1.6%
2013	2014	1,124,462	293	289,074	240,345	1,654,174	-3.3%	1.70%	(813)	-1.3%
2014	2015	1,128,456	293	285,069	246,776	1,660,594	0.4%	1.80%	412	0.7%
2015	2016	1,153,014	176	295,237	242,879	1,691,306	1.8%	0.80%	842	1.4%
2016	2017	1,156,952	176	296,066	257,980	1,711,174	1.2%	0.70%	9,365	15.2%
2017	2018	1,240,240	174	315,007	259,056	1,814,477	6.0%	2.10%	1,746	2.5%
2018	2019	1,250,491	174	315,805	259,073	1,825,543	0.6%	2.10%	520	0.7%
2019	2020	1,438,917	188	343,899	268,426	2,051,430	12.4%	1.90%	2,708	3.7%
2020	2021	1,441,799	188	342,081	272,862	2,056,930	0.3%	2.30%	60	0.1%
2021	2022	1,550,913	186	338,819	299,922	2,189,840	6.5%	1.40%	TBD	TBD
2022	2023	1,557,117	187	340,174	301,122	2,198,599	0.4%	4.70%		

Estimated 2022 Tax Year Assessed Value (non-reassessment year)

FY12-22 Avg      **2.88%**      **-5.80%**      **1.51%**      **2.63%**      **2.62%**

• 1 cent tax: FY22 = \$213K revenue budget, FY21 = \$200K revenue, FY20 = \$200K (AV / \$100 \* .01 \* 97% collection)

• Odd number tax years are reassessment years / even years are non-reassessment. Tax year 2022 is non-reassessment.

• Last 6 reassessment years ("odd" tax years) = 3.3% average increase, 4 (+) years, 2 (-) years

• Last 6 non-reassessment years ("even" tax years) = .4% average increase, 5 (+) years, 1 (-) year

• After 2008, AV declined and took 11 years to surpass 2008 amounts.

• Local taxes comprise over 60% of the total revenue budget



# Local Taxes - FY23 Budget (Tax Year 2022)

State Auditor Tax Calculation:

		(Tax 2021) FY22 Actual	(Tax 2022) FY23 Budget	Inc (Dec)
State	Blended Tax Rate - Permanent	\$ 3.6251	\$ 3.6251	
State	Blended Tax Rate - Prop A Temporary	0.0347	0.0347	
State	Total Blended Tax Rate (see Note 1)	\$ 3.6598	\$ 3.6598	-
				(1 cent = \$213K revenue)
County	Assessed Value (000's)	2,189,840	2,198,600	<b>0.4%</b>
County	New Construction (000's)	8,323	7,000	
State	CPI Index	1.40%	4.70%	
	Tax Levied (000's)	80,143	<b>80,464</b>	<b>0.4%</b>
	Collection %	<b>97.20%</b>	<b>97.20%</b>	
	(3 yr avg = 97.01%, 10 yr avg = 96.89%)			
		(forecast)	(budget)	
	Tax Revenue (000's)	<b>77,900</b>	<b>78,210</b>	<b>\$ 310</b>
				<b>0.4% Change \$</b>

**Note 1)** The 2021 blended tax rate of \$3.66 ranks **22nd out** of 22 county districts.

**Note 2)** IF: AV > 0% but < CPI % Then: tax rate is unchanged (residential and commercial)  
 IF: AV < 0% Then: tax rate increases (residential and commercial)  
 IF: AV > CPI % Then: tax rate decreases (residential and commercial)  
 Personal property increase/decrease and new construction are taxed without limitations.

**Note 3)** **Tax year 2022 (FY23) revenue budget increases only \$310K, or .4% despite 4.7% inflation in 2021 since this year is a non-reassessment year. The following year is an assessment year, so assessed value (AV) will be updated to current rates. However, the following year revenue is limited to the 2022 inflation %, so the district will never capture the 2021 inflation amount. The 2021 inflation of 4.7% that is not captured equates to \$3.3M of lost revenue.**

## Basic Formula/Classroom Trust - Annual Revenue Calculation

	FY23 Formula FY23 Est. WADA	FY23 Formula FY22 Est. WADA	FY23 Formula FY21 WADA	FY23 Formula FY20 WADA	FY22 Formula FY20 WADA
Regular Term ADA	8,578.0000	8,678.0000	8,345.4929	9,005.0147	9,005.0147
Summer School ADA	estimate 175.0000	218.1695	94.9977	171.5285	171.5285
	June 2022	June 2021	June 2020	June 2019	June 2019
<b>Total ADA</b>	<b>8,753.0000</b>	<b>8,896.1695</b>	<b>8,440.4906</b>	<b>9,176.5432</b>	<b>9,176.5432</b>
FRL Count (January)	2,564.00	2,564.00	2,564.30	2,470.55	2,470.55
FRL Threshold %	30.95%	29.45%	29.45%	31.42%	31.42%
FRL ADA	-	-	19.6439	-	-
IEP Count (December)	1,438	1,438	1,438	1,478	1,478
IEP Threshold %	13.11%	12.83%	12.83%	12.06%	12.06%
IEP ADA	222.1384	222.4661	266.3138	278.4821	278.4821
LEP Count (October MOSIS file, screen 2)	1,039	1,039	1,039	1,015	1,015
LEP Threshold %	2.29%	2.07%	2.07%	2.50%	2.50%
LEP ADA	503.7315	512.9096	518.5691	471.3519	471.3519
<b>Total FRL+IEP+LEP</b>	<b>725.8699</b>	<b>735.3757</b>	<b>804.5268</b>	<b>749.8340</b>	<b>749.8340</b>
WADA	9,478.8699	9,631.5452	9,245.0174	9,926.3772	9,926.3772
Less: IEP ADA	(222.1384)	(222.4661)	(266.3138)	(278.4821)	(278.4821)
Less: Summer School	(175.0000)	(218.1695)	(94.9977)	(171.5285)	(171.5285)
WADA - Summer School	9,081.7315	9,190.9096	8,883.7059	9,476.3666	9,476.3666
Plus: CY Summer School	175.0000	175.0000	175.0000	175.0000	218.1695
Formula WADA based on CY summer school	9,256.7315	9,365.9096	9,058.7059	9,651.3666	9,694.5361
	FY23 Formula FY23 Est. WADA	FY23 Formula FY22 Est. WADA	FY23 Formula FY21 WADA	FY23 Formula FY20 WADA	FY22 Formula FY20 WADA
				<b>See Note 1</b>	

**Note 1 >** Normally, DESE allows a district to use the most optimal WADA between current year (FY23), prior year (FY22), and 2nd prior year (FY21). Per above, WADA for FY22 and FY23 must be estimated. FY21 WADA of 9,058 is actual. The FY22 WADA estimated at 9,365 is the highest of the 3 years. However, DESE is making an exception and will allow FY20 WADA to be used. So, 9,651 WADA will be budgeted. This exception results in \$2.0M additional revenue versus the FY22 estimated WADA of 9,365.

## Basic Formula/Classroom Trust - Annual Revenue Calculation

Formula Calculation	FY22 Trend				FY22 Formula FY20 WADA
	FY23 Formula FY23 Est. WADA	FY23 Formula FY22 Est. WADA	FY23 Formula FY21 WADA	FY23 Formula FY20 WADA	
WADA (highest of CY, 1st PY, or 2nd PY)	9,256.7315	9,365.9096	9,058.7059	9,651.3666	9,694.5361
State Adequacy Target	6,375.00	6,375.00	6,375.00	6,375.00	6,375.00
District Total	59,011,663	59,707,674	57,749,250	61,527,462	61,802,668
Dollar Value Modifier (regional cost of living)	1.092	1.092	1.092	1.092	1.092
District Total Modified	64,440,736	65,200,780	63,062,181	67,187,989	67,488,513
Less: Local Effort (fines change every year)	(51,581,538)	(51,581,538)	(51,581,538)	(51,581,538)	(51,581,538)
Sub-total	12,859,198	13,619,242	11,480,643	15,606,451	15,906,975
Funding %	100.0000%	100.0000%	100.0000%	100.0000%	100.0000%
Required State Funding	12,859,198	13,619,242	11,480,643	15,606,451	15,906,975
Prior YTD Adj/Fin Inst Tax Reduction Payment	40,000	40,000	40,000	40,000	135,340
Net State Funding	12,899,198	13,659,242	11,520,643	15,646,451	16,042,315
Classroom Trust	3,950,000	3,950,000	3,950,000	3,950,000	3,948,463
Basic Formula	8,949,198	9,709,242	7,570,643	11,696,451	12,093,852
Net State Funding	See Note 1	12,899,198	11,520,643	15,646,451	16,042,315
				FY23 Budget WADA Basis DESE Exception	FY22 WADA Basis 2nd Prior Yr
				9,651.3666	9,694.5361
				1st Prior Yr 9,365.9096	1st Prior Yr 9,101.8754
				Current Yr Est. 9,256.7315	Current Yr Est. 9,365.9096

	FY23 Formula FY23 Est. WADA	FY23 Formula FY22 Est. WADA	FY23 Formula FY21 WADA	FY23 Formula FY20 WADA	
Revenue Inc(Dec)	(3,143,117)	(2,383,074)	(4,521,672)	(395,864)	See Note 2
	-19.6%	-14.9%	-28.2%	-2.5%	

Note 1> FY23 revenue budget is \$15,646K based on using the 3rd prior year FY20 WADA. Normally DESE only allows going back 2 years.

However, this exception is allowed by DESE due to pandemic impacts to school district WADA. This exception allows \$2.0M additional revenue from the next best option of using FY22 estimated WADA of 9,365.

Note 2> FY23 revenue budget is \$15,646K, a decrease of .4M, or 2.5%.

# Prop C Sales Tax

(WADA excludes VICC and Riverview Gardens)

Year	Per WADA	Inc(Dec)				<b>(Note 1)</b>			
			WADA	Inc(Dec)	Inc(Dec)	Revenue	Inc(Dec)	Inc(Dec)	
FY23	\$ 1,258	20.4%				<b>Budget</b>	12,134,687	\$ 2,044,687	20.3%
FY22	\$ 1,045	-0.1%	9,647.9	-	0.00%	<b>Forecast</b>	10,090,000	\$ (1,971)	0.0%
FY21	\$ 1,046	4.0%	9,647.9	1.2	0.01%		10,091,971		
FY20	\$ 1,006	0.1%	9,646.7	(4.5)	-0.05%		9,708,490		
FY19	\$ 1,005	1.7%	9,651.2	(205.9)	-2.09%		9,907,795		
FY18	\$ 988	0.9%	9,857.1	74.8	0.76%		9,666,248		
FY17	\$ 979	3.3%	9,782.3	51.1	0.52%		9,529,115		
FY16	\$ 948	2.9%	9,731.2	(81.7)	-0.83%		9,299,809		
FY15	\$ 921	4.2%	9,813.0	(96.7)	-0.98%		9,128,563		
FY14	\$ 884	5.9%	9,909.7	323.0	3.37%		8,460,646		
FY13	\$ 835	0.4%	9,586.7	63.2	0.66%		7,939,102		
FY12	\$ 832	7.1%	9,523.4	(15.2)	-0.16%		7,957,000		
FY11	\$ 777	1.7%	9,538.7				7,380,000		

**3.02%** Avg annual increase FY11 - FY21 (11 years)

## Assumptions:

- WADA is based on FY20 actual which is allowed by DESE to use for FY23.
- FY23 per WADA reimbursement is estimated at \$1,258 per DESE.
- Sales tax comprises about 8% of the total revenue budget
- \$1 per WADA reimbursement = approximately \$9.4K revenue, thus a \$10 variance is \$94K

**Note 1:** Revenue = per WADA reimbursement times prior year WADA.

# Prop C Sales Tax

## Per WADA Budget

	<b>\$ 1,045</b>	Current Year Per WADA Estimate
x	<b>20.4%</b>	Business Growth
=	<b>\$ 1,258</b>	FY23 Per WADA Estimate

## Budget Calculation

	<b>\$ 1,258</b>	FY23 Per WADA
x	<b>9,647.9</b>	FY22 WADA Estimate (same as FY21)
=	<b>12,135</b>	FY23 Revenue Budget (000's)

**\$ 10,090**      FY22 Revenue Forecast (000's)

<b>\$ 2,045</b>	Inc(dec)
<b>20.3%</b>	

**Mehlville School District  
Assessed Value (000's)**

<u>Tax Year</u>	<u>FY</u>	<u>Residential</u>	<u>Ag</u>	<u>Commercial</u>	<u>Personal Property</u>	<u>Total</u>	<u>Change</u>	<u>Tax Collected</u>
2022 Budget	2023	1,557,117	187	340,174	301,122	2,198,600	0.4%	78,210,000
2021	2022	1,550,913	186	338,819	299,922	2,189,840	6.5%	77,900,000
2020	2021	1,441,800	188	342,081	272,862	2,056,931	0.3%	76,131,141
2019	2020	1,438,917	188	343,899	268,426	2,051,430	12.4%	76,071,454
2018	2019	1,250,491	174	315,805	259,073	1,825,543	0.6%	73,363,331
2017	2018	1,240,240	174	315,007	259,056	1,814,477	6.0%	72,843,289
2016	2017	1,156,952	176	296,066	257,981	1,711,175	1.2%	71,097,110
2015	2016	1,153,014	176	295,237	242,879	1,691,306	1.8%	61,731,661
2014	2015	1,128,456	293	285,069	246,776	1,660,594	0.4%	60,890,233
2013	2014	1,124,462	293	289,074	240,345	1,654,174	-3.3%	60,477,570
2012	2013	1,171,524	336	291,139	246,962	1,709,961	1.1%	63,604,406
2011	2012	1,167,548	338	291,696	231,362	1,690,944	-3.4%	62,743,362
2010	2011	1,209,229	335	306,391	233,878	1,749,833	-1.4%	63,555,126
2009	2010	1,206,410	491	308,428	260,011	1,775,340	-5.8%	61,744,409
2008	2009	1,328,700	353	291,043	264,313	1,884,409	1.3%	62,821,290
2007	2008	1,315,877	352	285,847	257,854	1,859,930	16.8%	62,189,936
2006	2007	1,090,672	343	242,435	259,593	1,593,043	2.8%	58,437,867
2005	2006	1,065,565	453	236,426	246,658	1,549,102	13.2%	57,388,129
2004	2005	929,188	488	195,355	243,885	1,368,916	0.7%	55,998,552
2003	2004	\$ 910,444	\$ 525	\$ 198,909	\$ 250,064	\$ 1,359,942		\$ 52,926,546

Note 1> Odd years are reassessment years.

## MEHLVILLE SCHOOL DISTRICT ADJUSTED TAX LEVY RATE HISTORY

BY FUND	GENERAL	TEACHERS	COPS	CAPITAL	DEBT SERVICE	TOTAL	
TAX YEAR							
2022 Prop A				0.0347		0.0347	Permanent + Prop A 3.6598
2022 Final	1.1836	2.2500	-	0.0715	0.1200	3.6251	
2022 July	1.1836	2.2500	-	0.0715	0.1200	3.6251	
2022 Budget	1.1836	2.2500	-	0.0715	0.1200	3.6251	
2021 Prop A				0.0347		0.0347	
2021 Final	1.1701	2.1500	-	0.1850	0.1200	3.6251	
2020 Prop A				0.0353		0.0353	
2020	0.9878	2.3300	0.4525	-	-	3.7703	
2019 Prop A				0.0353		0.0353	
2019 **	1.3641	1.9400	0.4500	0.0100	-	3.7641	
2018 Prop A				0.0391		0.0391	
2018	1.4489	2.1300	0.5100	0.0200	-	4.1089	
2017 Prop A				0.0391		0.0391	
2017 **	1.3939	2.1700	0.5100	0.0300	-	4.1039	
2016 Prop A				0.0400		0.0400	
2016	1.6642	2.0300	0.5100	0.0300	-	4.2342	
2015	0.9100	1.9000	0.1000		0.3400	3.2500	
2014	1.0600	2.0600	0.1400		0.3400	3.6000	
2013 **	1.2000	2.0600	0.4700		0.0310	3.7610	
2012	1.1661	2.0400	0.4500		0.0320	3.6881	
2011 **	1.1606	2.0300	0.4425		0.0330	3.6661	

\*\* Reassessment year

(Form A line 48/51 - Line 52 rollback + Form C line 12 debt service)

BY PROPERTY CLASS	3.4431	4.4036	3.9025	4.5061	Form C, line 12				Form C, Line 12
Tax Rate Ceiling	3.4101	4.3646	3.8645	4.4661	Plus				Debt
Temporary Ceiling	0.0330	0.0390	0.0380	0.0400	Form A, line 58	Total	AV %	Form A, line 52	Service
Tax Year	Residential	Agriculture	Commercial	Pers Property	Blended (+DS)	Assessed Valuation	Inc(Dec)	Rollback	
2022 Prop A	0.0330	0.0390	0.0380	0.0400	0.0347				
2022 Final	3.4101	4.3646	3.8645	4.4661	3.6251	\$ 2,198,599,611	0.4%	0.1200	0.1200
2022 July	3.4101	4.3646	3.8645	4.4661	3.6251	\$ 2,198,599,611	0.4%	0.1200	0.1200
2022 Budget	3.4101	4.3646	3.8645	4.4661	3.6251	\$ 2,198,599,611	0.4%	0.1200	0.1200
2021 Prop A	0.0330	0.0390	0.0380	0.0400	0.0347				
2021 Final	3.4101	4.3646	3.8645	4.4661	3.6251	\$ 2,189,840,250	6.5%	0.1200	0.1200
2020 Prop A	0.0340	0.0380	0.0370	0.0400	0.0353				
2020	3.6191	4.3276	3.8271	4.4974	3.7703	\$ 2,056,930,580	0.3%	-	
2019 Prop A	0.0340	0.0380	0.0370	0.0400	0.0353	(This tax will sunset after 2025)			
2019	3.6197	4.3318	3.7958	4.4974	3.7641	\$ 2,051,430,450	12.4%	-	
2018 Prop A	0.0390	0.0400	0.0390	0.0400	0.0391	(This tax will sunset after 2025)			
2018	4.0504	4.5806	4.0215	4.4974	4.1089	\$ 1,825,543,180	0.6%	-	
2017 Prop A	0.0390	0.0400	0.0390	0.0400	0.0391	(This tax will sunset after 2025)			
2017	4.0515	4.5806	3.9863	4.4974	4.1039	\$ 1,814,476,950	6.0%	-	
2016 Prop A	0.0400	0.0398	0.0400	0.0400	0.0400	(This tax will sunset after 2025)			
2016	4.2146	4.5806	4.0814	4.4974	4.2342	\$ 1,711,175,010	1.2%	-	
2015	3.7388	4.1000	3.5970	4.0161	3.7539	\$ 1,691,306,370	1.8%	0.0400	
2014	3.7621	4.0919	3.6641	4.0081	3.7819	\$ 1,660,594,330	0.4%	0.0320	
2013 Note 2	3.7610	4.0910	3.5727	3.9871	3.7610	\$ 1,654,174,190	-3.3%	0.0310	
2012	3.6494	4.0920	3.5716	4.0081	3.6881	\$ 1,709,961,760	1.1%	0.0320	
2011 Note 1	3.6634	4.0897	3.4372	3.9678	3.6661	\$ 1,690,944,000	-3.4%	0.0330	

Note: Tax rate ceiling excludes debt service rate, but yearly tax rates do include debt service amounts.

Note 1>	-	-	0.1145	0.0413	0.0254	Voluntary Reduction
Note 2>	0.0200	-	0.0200	0.0200	0.0200	Voluntary Reduction, reversed next year.

## **4. EXPENSES**



**Mehlville School District**  
**Budget by Source/Object (Amounts in Thousands)**  
**FY23**

EXPENDITURE BY OBJECT	FY23	FY22	FY2021	FY2020	FY2019	FY2018	FY2017	FY2016	FY2015
	Budget	Forecast	Actual	Actual	Actual	Actual	Actual	Actual	Actual
	Full Year	Full Year	Full Year	Full Year	Full Year	Full Year	Full Year	Full Year	Full Year
Salaries	\$ 79,330	\$ 75,084	\$ 69,661	\$ 68,046	\$ 66,310	\$ 63,858	\$ 62,340	\$ 59,885	\$ 62,356
Benefits	23,950	21,968	20,468	20,107	19,844	19,271	18,938	18,352	19,054
Salaries & Benefits	103,280	97,052	90,129	88,153	86,154	83,129	81,278	78,237	81,410
Purchased Services	7,468	7,103	5,312	5,742	6,530	6,165	5,621	4,659	4,509
Supplies	12,711	13,147	9,185	10,239	12,091	12,067	11,941	10,099	10,942
Capital	23,341	8,104	4,457	5,912	5,019	5,753	4,023	890	2,055
Debt Service	2,500	785	12,426	11,793	10,933	9,434	11,959	9,471	9,249
Total	<b>\$ 149,300</b>	<b>\$ 126,191</b>	\$ 121,509	\$ 121,839	\$ 120,727	\$ 116,548	\$ 114,822	\$ 103,356	\$ 108,165
% Change	18.3%	3.9%	-0.3%	0.9%	3.6%	1.5%	11.1%	-4.4%	3.0%
\$ Change	\$ 23,109	\$ 4,682	\$ (330)	\$ 1,112	\$ 4,179	\$ 1,726	\$ 11,466	\$ (4,809)	\$ 3,127

Key Events

Salaries have been frozen in FY95, FY09, and FY16

FY16 - incurred \$4M cuts before Prop R increases for FY17 (\$8.1M revenue increase from Prop R)

FY17 - expenses increased due to Prop R funds available of \$8.1M

FY18 - MOSAIC school of innovation was started adding \$450K recurring costs, \$150K start-up operating costs, and \$100K capital costs excluding food service capital costs of \$375K.

FY19 salaries include certified staff receiving 1 step, channels, \$500 base addition, Tier 3 \$100 increase, and 6 math specialists.

FY20 - Covid 19 shortened the school year to 129 days. Staff continued to be paid.

FY21 - Covid resulted in ELE, MS, and HS having different calendars for at school, blended school/home, and connected at home.

FY23 - Capital expense includes \$14.5M for Prop S capital project expense plus \$1.1M ESSER funded capital projects.

Historical Trend FY14-FY23

Expense **4.0%** per year trend (10 years)

Summary

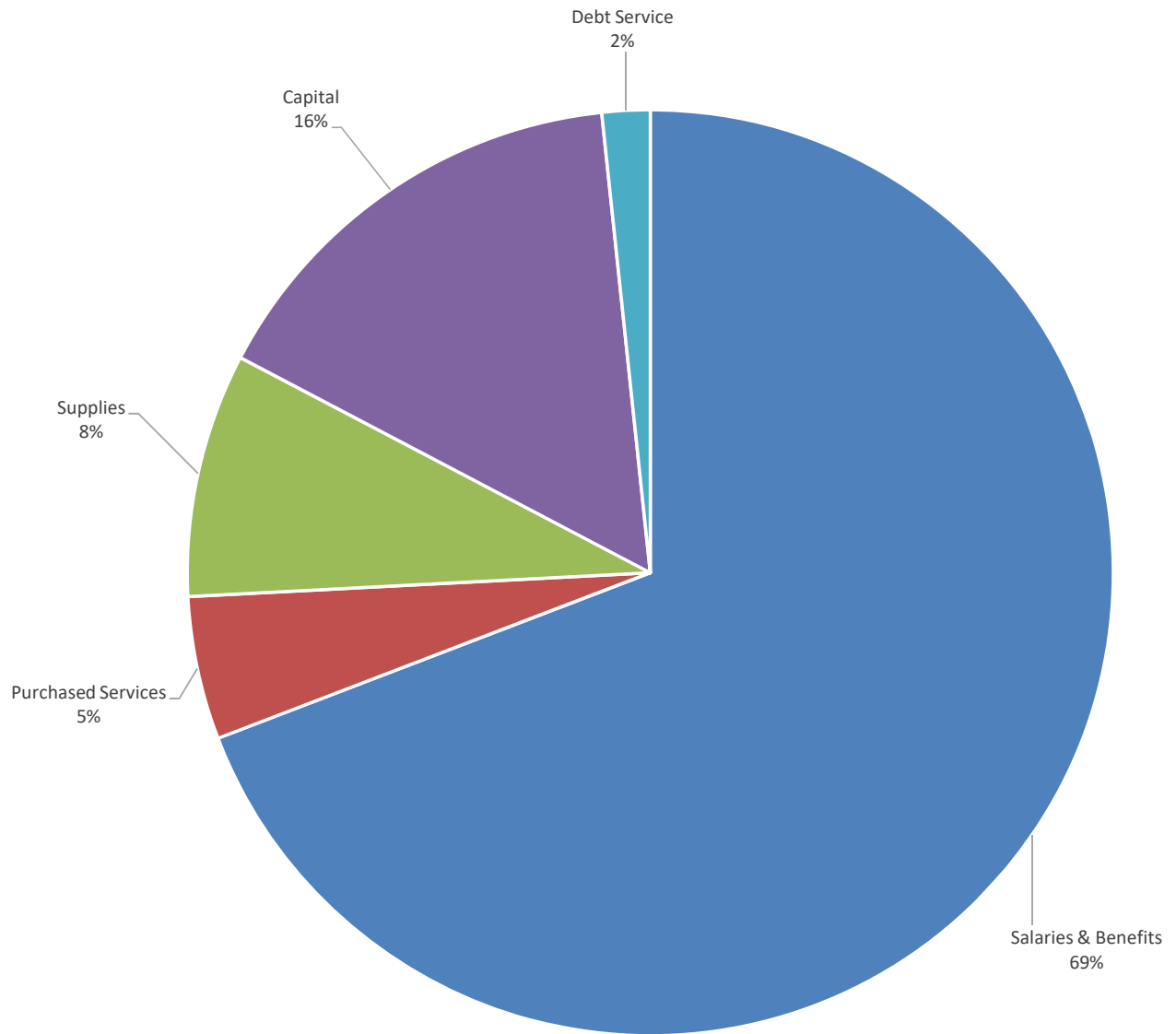
- Normally, over 75% of total expense is comprised of salaries and benefits. FY23 total expense increases \$23.1M, or 18.3%. Operating expense increases \$6.3M and non-operating expense is the remaining increase due to Prop S capital projects.
- The operating expense increase is due to \$6.3M for salaries and benefits. Total salaries increase \$4.3M, or 5.7%. Benefits increase \$.9M due to related salary increases plus \$1.1M for health insurance due to 9.5% rate increases.
- Certified salaries increase \$2.0M due to \$1.0M for one step, .4M for base additions, .4M for FY09 frozen salary restoration, and .1M for supplemental salary. \$.6M net retirement savings are offset by increases for channel changes, ESSER, and admin. Returning teacher increases are 3.7%, admin increases are 3.5%, and net district increase is 3.4% due to retirement savings.
- Classified salaries increase \$2.3M due to multiple issues and must be dissected. 1) \$750K is due to restoring 80% of 40 open positions. 2) \$144K is for adding a boiler room tech, an IT staff, and a Community Ed director. 3) \$67K is for transportation funded by ESSER, so zero net expense. 4) \$49K is for admin raises of 3.5%. 5) \$320K is for 1 step of 2.0%. Finally, 6) \$985K is to increase pay rates of staff pay schedules that will still rank below average within STL County districts. **If there were not excessive open positions in FY22, then FY22 salary would be higher, the FY23 increase would be lower, and total district salary increases would be 4.7% instead of 5.7%.** Although the \$2.3M total increase is higher than normal, the components of this increase are logical.
- Health insurance increases \$1.1M due to the 12.0% rate increase in 2022 (\$450K impacting July-Dec), plus a 9.5% rate increase for 2023 (\$417K impacting Jan - June), plus \$267K added for filling 80% of the 40 open classified positions.
- ESSER budget for FY23 is \$3.6M for operating funds, of which \$3.0M are for salaries and benefits, and \$1.1M for capital projects. ESSER FY22 forecast is \$3.5M for operating funds.
- FY23 gasoline is budgeted for 170K gallons at \$5.00 per gallon. About 65% usage is diesel; 35% gasoline.

**Mehlville School District  
Budget - Expenses  
FY2023**

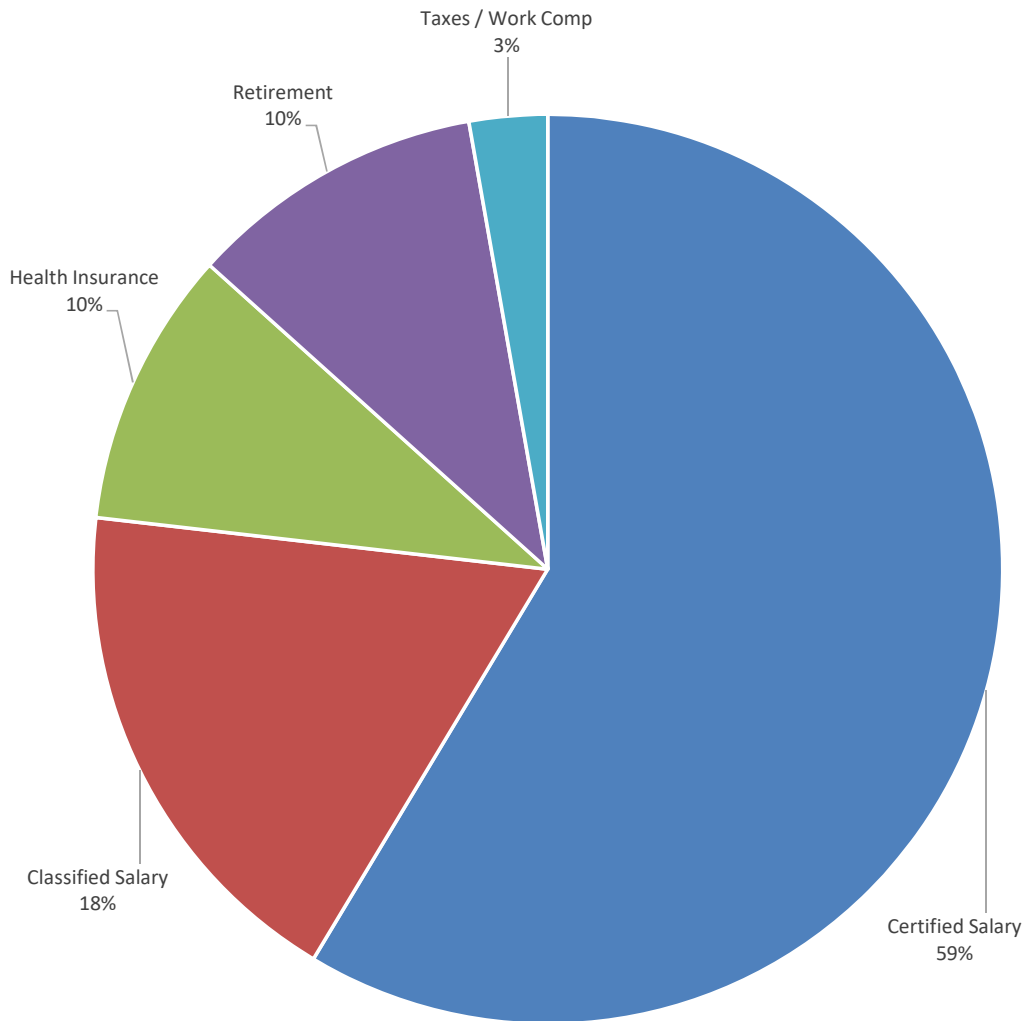
Exp By  
OBJECT

EXPENSES (000's)	Actual	Actual	Actual	Forecast	Budget	
	FY19	FY20	FY21	FY22	FY23	
Certified Salaries	\$ 51,110	\$ 52,581	\$ 54,236	\$ 58,550	\$ 60,540	
Non-Certified Salaries	15,200	15,465	15,425	16,534	18,790	
<b>Total Salaries</b>	<b>66,310</b>	<b>68,046</b>	<b>69,661</b>	<b>75,084</b>	<b>79,330</b>	5.7%
Teacher Retirement	7,990	8,205	8,421	9,056	9,455	
Non-Teacher Retirement	1,160	1,185	1,198	1,258	1,460	
Social Security	1,001	1,011	1,012	1,129	1,284	
Medicare	928	951	974	1,050	1,110	
Medical-Dental Etc	8,292	8,276	8,261	9,025	10,165	
Work Comp/Unemploy	473	479	602	450	476	
<b>Total Benefits</b>	<b>19,844</b>	<b>20,107</b>	<b>20,468</b>	<b>21,968</b>	<b>23,950</b>	9.0%
Tuition	375	383	769	433	534	
Professional Services	756	707	568	970	1,382	
Audit	13	13	13	13	13	
Technical Services	548	312	404	558	608	
Legal Services	31	11	18	60	25	
Property Services	1,552	1,582	1,364	1,879	1,857	
Contracted Trans	404	234	94	440	398	
Professional Meetings	1,053	690	285	814	593	
Property Insurance	427	441	468	479	515	
Liability Insurance	426	438	467	482	516	
Fidelity	1	-	-	-	-	
Other Purch Services	944	931	862	975	1,027	
<b>Total Purchased Services</b>	<b>6,530</b>	<b>5,742</b>	<b>5,312</b>	<b>7,103</b>	<b>7,468</b>	5%
General Supplies	2,079	2,087	2,102	2,670	2,654	
One - to- One	919	858	741	785	984	
Regular Textbooks	1,501	837	961	994	794	
Library Books	169	150	105	107	110	
Periodicals	34	45	46	41	48	
Food Supplies	1,596	1,404	1,039	2,300	1,900	
Energy	2,717	2,249	2,095	2,710	3,075	
Other	3,076	2,609	2,096	3,540	3,146	
<b>Total Supplies</b>	<b>12,091</b>	<b>10,239</b>	<b>9,185</b>	<b>13,147</b>	<b>12,711</b>	-3%
Building	2,807	3,825	2,842	6,516	21,170	
Site Improvement	675	877	376	-	-	
Equip- General	623	311	424	878	1,105	
Equip- Instructional	197	207	207	199	125	
Vehicles	200	105	116	-	391	
School Buses	517	587	492	511	550	
<b>Total Capital</b>	<b>5,019</b>	<b>5,912</b>	<b>4,457</b>	<b>8,104</b>	<b>23,341</b>	188%
Principal	10,103	11,303	12,147	-	1,450	
Interest	815	478	269	782	1,050	
Other Debt Service	15	12	10	3	-	
<b>Total Debt Service</b>	<b>10,933</b>	<b>11,793</b>	<b>12,426</b>	<b>785</b>	<b>2,500</b>	218%
<b>TOTAL ALL</b>	<b>\$ 120,727</b>	<b>\$ 121,839</b>	<b>\$ 121,509</b>	<b>\$ 126,191</b>	<b>\$ 149,300</b>	18%
Inc(Dec) From Prior Year		\$ 1,112	\$ (330)	\$ 4,682	\$ 23,109	
		0.9%	-0.3%	3.9%	18.3%	

### FY23 Expense by Object



### FY23 Salaries & Benefits



## Mehlville School District

### Certified Salaries - FY23 Budget (000's)

FY22 Forecast	FY23 Budget		
		<u>Admin - Certified</u>	
		<b>5,316,836</b>	CY Contract (includes PAT)
		-	Pay Restructure
		-	FTE +/-
		<b>186,164</b>	Admin increase
<b>5,300,000</b>	<b>5,503,000</b>		<b>3.5%</b>
		<u>Teacher Base &amp; Extended Contract</u>	
		<b>45,797,029</b>	FY22 Non-retirees (excludes ESSER)
		<b>1,724,471</b>	FY22 ESSER Contracts
		<b>47,521,500</b>	FY22 Total Contract Returning Staff
		<b>1,808,500</b>	FY22 Retirees
		<b>125,500</b>	FY22 Extended
		<b>49,455,500</b>	FY22 Total Base/Extended Contract
			<u>Reconcile Forecast to Contract</u>
		<b>49,140,000</b>	FY22 Forecast
		<b>315,500</b>	FY22 Addback Contract Deductions
		<b>49,455,500</b>	FY22 Total Base/Extended Contract
		<b>1,039,000</b>	Step Increase
		<b>391,500</b>	Base/Tier Addition \$500 for returning staff
		<b>350,000</b>	Restore frozen salaries for FY09 and FY16 (see Note 1)
		<b>1,780,500</b>	Non-retiree increase
		<b>(590,000)</b>	Retirement Savings, net of new hires
		<b>220,000</b>	Channel Change (FY22 \$206K, FY21 \$219K)
		<b>(76,000)</b>	Contract deductions (unpaid leave, extended contract variances, etc.)
		-	FTE +/-
		<b>61,000</b>	ESSER +/- (FY23 \$1,785K; FY22 \$1,724K)
		<b>1,395,500</b>	Teacher net increase
<b>49,140,000</b>	<b>50,851,000</b>		<b>2.8%</b>
			<u>Teaching Other</u>
<b>435,000</b>	<b>455,000</b>		Teaching Other (Dept head, overload, music/strings, SCOPE night school, ISS)
<b>900,000</b>	<b>900,123</b>		Sub Teacher - Sick Leave (20% rate increase)
<b>130,000</b>	<b>295,577</b>		Sub Teacher - Training (PD + \$78K ESSER)
<b>2,505,000</b>	<b>2,393,300</b>		Supplemental (\$407K ESSER)
<b>140,000</b>	<b>142,000</b>		Unused Leave - Vacation/Sick
<b>58,550,000</b>	<b>60,540,000</b>		<u>Certified Total</u>
		<b>1,990,000</b>	Increase from CY
		<b>3.4%</b>	% increase

Note: Salaries were frozen FY95 (restored in FY18), FY09, and FY16.

**Mehlville School District**  
**Classified Salaries - FY23 Budget (000's)**

FY22 Forecast	FY23 Budget		
		<u>Admin - Classified</u>	
		1,382,388	CY Contract
		-	Pay Restructure
		-	FTE +/-
		48,612	Admin increase
1,410,000	1,431,000	Admin	
		<u>Hourly Staff</u>	
		14,911,000	FY22 Forecast
		16,000	FY22 ESSER
		750,000	Fill 80% Open Positions (see Note 1)
		15,677,000	FY22 normal staffed salary
		67,000	0.4% ESSER +/- (FY23 \$83K; FY22 \$16K)
		144,000	0.9% FTE +3 (Boiler room staff, IT staff, receptionist)
		320,000	2.0% Step
		985,000	6.3% Pay Restructure (\$165K is food service)
14,927,000	17,193,000	Hourly Staff	
197,000	166,000	Unused Leave	
16,534,000	18,790,000	Classified Total	
		2,256,000	Increase from CY
		see Note 2	

**Note 1: Classified open positions are budgeted to be 80% filled in FY23. See the calculation below.**

Job Duty	Open Positions	Annual Pay Step #4	Salary
Custodians	17	28,018	476,306
Head Custodian	1	34,590	34,590
Groundskeeper	1	30,911	30,911
Bus Driver	13	20,691	268,983
Mechanic	1	44,304	44,304
Bldg Secretary	1	28,651	28,651
CRM	3	6,460	19,380
Paraprofessional	1	20,155	20,155
PAT	2	8,429	16,858
Total	40		940,138
			80%
80% Fill Total			752,110

**Note 2: If there were not excessive open positions in FY22, then FY22 salary would be higher, the FY23 increase would be lower, and classified salary increases would be 8.2% instead of 13.3%.**

**Health Insurance - FY23 Budget (000's)**

9,025,000	Forecast FY22 (includes Jan 2022 rate increase for first 6 months)
450,000	Jan 2022 12.0% rate increase (July 2022 - Dec 2022) of \$900K x 50% = \$450K
417,000	Jan 2023 9.5% rate increase of \$834K x 50% = \$417K
266,531	Classified FTE - 32 of 40 positions filled
-	Certified FTE - 0 additions
6,469	Rounding
10,165,000	Total budget FY23
1,140,000	increase
12.6%	increase

FY22 Object Budget ESSER II & III			
	Total	ESSER II	ESSER III
Certified salary	1,875,626	672,730	1,202,896
Classified salary	16,000	-	16,000
Benefits	340,282	120,429	219,853
Health Ins	273,598	96,564	177,034
Prof Services 6319	214,000	-	214,000
General Supplies 6412	68,701	68,701	-
Gasoline 6486	1,500	-	1,500
Other Supplies 6491	727,361	727,361	-
Capital	1,074,310	438,585	635,725
sub-total	4,591,378	2,124,370	2,467,008
Food Service reclass	-	-	-
Expense FY22 total	4,591,378	2,124,370	2,467,008
Control total	4,591,378		
Target	4,591,378		
	0		
Revenue total	4,591,378	2,138,126	2,453,040

FY22 Object Actual ESSER II & III			
	Total	ESSER II	ESSER III
Certified salary	1,211,704	423,327	788,377
Classified salary	5,442	-	5,442
Benefits	214,603	74,526	140,077
Health Ins	158,775	55,418	103,357
Prof Services 6319	160,000	-	160,000
General Supplies 6412	765,849	765,849	-
Gasoline 6486	-	-	-
Other Supplies 6491	37,500	37,500	-
Capital	-	-	-
sub-total	2,553,873	1,356,620	1,197,253
Food Service reclass	-	-	-
Expense FY22 total	2,553,873	1,356,620	1,197,253
Unreimbursed Exp	1,357,053	159,800	1,197,253
Revenue:			
Reimbursed PY expense	-	-	-
Reimbursed CY expense	1,196,820	1,196,820	-
Total Revenue	1,196,820	1,196,820	-

FY22 Budget Variance ESSER II & III			
	Total	ESSER II	ESSER III
Certified salary	663,922	249,403	414,519
Classified salary	10,558	-	10,558
Benefits	125,679	45,903	79,776
Health Ins	114,823	41,146	73,677
Prof Services 6319	54,000	-	54,000
General Supplies 6412	(697,148)	(697,148)	-
Gasoline 6486	1,500	-	1,500
Other Supplies 6491	689,861	689,861	-
Capital	1,074,310	438,585	635,725
sub-total	2,037,505	-	-
Food Service reclass	-	-	-
Expense FY22 total	2,037,505	-	-
FY 22 Revenue Total	3,394,346	941,306	2,453,040

**ESSER Salary Buckets**

	FY22 Budget	FY22 Actual	FY23 Budget	FY23 Actual	FY24 Budget	FY24 Actual
6111 Teacher	1,724,471	1,066,190	1,784,652		1,784,652	
6121 Subs	10,520	9,775	77,576		77,576	
6131 Student clubs	38,635	29,930	58,988		58,988	
6131 Student instruction	102,000	105,810	348,410		283,730	
Total Certified	1,875,626	1,211,705	2,269,626		2,204,946	
6151 10 month transport	16,000	5,442	82,998		82,998	

ESSER II & III Budget Summary - All Years												
	Total	Total	FY21	FY21	FY22	FY22	FY23	FY23	FY24	FY24	FY25	FY25
	ESSER II	ESSER III	ESSER II	ESSER III	ESSER II	ESSER III	ESSER II	ESSER III	ESSER II	ESSER III	ESSER II	ESSER III
6111	1,233,668	4,060,108	-	-	623,575	1,100,896	610,093	1,174,559	-	1,784,652	-	-
6121	15,648	150,025	-	-	10,520	-	5,128	72,449	-	77,576	-	-
6131	55,883	834,868	-	-	38,635	102,000	17,248	390,150	-	342,718	-	-
6151	-	181,997	-	-	-	16,000	-	82,998	-	82,998	-	-
6151 Food	720,473	-	720,473	-	-	-	-	-	-	-	-	-
6200	234,884	909,645	-	-	120,429	219,853	114,455	292,826	-	396,965	-	-
6200 Food	104,527	-	104,527	-	-	-	-	-	-	-	-	-
6241	193,128	627,666	-	-	96,564	177,034	96,564	177,034	-	273,598	-	-
6319	261,000	433,000	-	-	-	214,000	261,000	219,000	-	-	-	-
6412	68,701	-	-	-	68,701	-	-	-	-	-	-	-
6486	-	91,500	-	-	-	1,500	-	45,000	-	45,000	-	-
6491	764,861	134,370	-	-	727,361	-	37,500	29,685	-	67,185	-	37,500
6521	438,585	1,782,189	-	-	438,585	635,725	-	-	-	1,146,464	-	-
Grand Total	4,091,357	9,205,367	825,000	-	2,124,370	2,467,008	1,141,987	2,483,702	-	4,217,157	-	37,500
Due 9/2023												
Due 9/2024												
Target	4,091,357	9,205,367										
	(0)	0										

## **5. CAPITAL**



**Mehlvile School District  
5 Year Capital Plan - FY22 Budget**

<b>FY2022</b>		<b>G.O. Bond</b>		<b>(49 cents)</b>	<b>(3.47 cents)</b>	<b>COP</b>	<b>Total</b>
		<b>Regular</b>	<b>Prop S</b>	<b>Prop R</b>	<b>Prop A</b>	<b>Reallocation</b>	
Beginning balance @6/30/2021		\$ 2,819,061	\$ 37,204,887	\$ 122,335	\$ 413,457	\$ -	\$ 40,559,740
Tax levy revenue		1,736,700			739,000	3,827,300	6,303,000
Transfers from Food Service		<b>108,623</b>					108,623
ESSER funded capital projects		-					-
Federal Grants (see General Equip note below)		<b>565,000</b>					565,000
COP Re-allocation Transfer from General Fund						2,250,000	2,250,000
Prop R Transfer from General Fund				1,750,000			1,750,000
Total Funds Available		5,229,384	37,204,887	1,872,335	1,152,457	6,077,300	51,536,363
<b>Summer 2021 Work (Budget FY22)</b>	<b>Budget</b>	<b>Estimate</b>	<b>Estimate</b>	<b>Estimate</b>	<b>Estimate</b>	<b>Estimate</b>	<b>Total</b>
Project #00101	Bernard/Blades/OES/OHS		<b>136,072</b>				136,072
Project #00102	Bierbaum		<b>182,540</b>				182,540
Project #00103	Transportation		<b>54,647</b>				54,647
Project #00104	Point/Rogers		<b>151,301</b>				151,301
Project #00105	Hagemann/Trautwein/WMS		<b>97,624</b>				97,624
Project #00106	Buerkle/MOSAIC/Forder		<b>13,411</b>				13,411
Project #00107	MHS		<b>9,015</b>				9,015
Project #00108	Beasley/John Cary		<b>10,873</b>				10,873
Project #00109	Wohlwend/OMS		<b>7,074</b>				7,074
Project #00110	OHS baseball fields		<b>514,185</b>				514,185
Project #00111	OES parking		<b>89,213</b>				89,213
Project #00112	Blades		<b>81,343</b>				81,343
Project #00120 (non-DHA)	Forder HVAC		<b>1,126,805</b>				1,126,805
Project #00121 (non-DHA)	Rogers HVAC		<b>61,218</b>				61,218
Project #00122 (non-DHA)	WMS Roof		<b>2,768</b>				2,768
Asphalt				214,020			214,020
Roof Beasley/John Cary/OMS				477,816			477,816
Roof Blades/Forder					235,018		235,018
Roof repair MHS (55 sq)				52,434			52,434
Wohlwend Boiler replacement		48,126					48,126
OES HVAC Gym Unit					103,913		103,913
OES HVAC	ESSER				26,109		26,109
Beasley HVAC	ESSER				26,109		26,109
Point HVAC	ESSER				26,108		26,108
Pool Roof				270,264			270,264
Security Cameras				73,672			73,672
Property: 2900 Lemay Ferry		2,421,631					2,421,631
Lemay Bldg - Sprinkler System & Renovations		50,128					50,128
Small Projects		8,208					8,208
ESSER reimbursement (reclass Prop S)		-					-
Contingency		(0)					(0)
Capital Plan Projects		2,528,093	2,538,089	1,088,206	417,257	-	6,571,645
<b>Budget - Capital Plan Projects</b>							<b>6,516,000</b>

<b>Non-Projects:</b>	<b>Budget</b>	<b>Actual</b>	
General Equipment #6541	669,457	663,580	Note: General equipment includes \$565K funded by a federal grant.
Food Service Equip Replacement #6541	108,623	108,623	
Furniture (Prog 342) #6541	50,000	44,407	
Instr Equipment #6542	175,272	164,986	
Technology Classroom #6542	24,000	18,222	
Technology Upgrades #6543	50,200	38,921	
New Bus Replacement - 5	510,944	510,924	
Other debt	1,908	1,908	
Total Non-project Expense	1,590,404	1,551,571	
Grand Total	8,106,404	4,079,664	

Estimated Ending Balance @ 6/30/2022      \$ 1,149,720    \$ 34,666,798    \$ 784,129    \$ 735,200    \$ 6,077,300    **\$ 43,413,147**

Note: Prop S funds were first received 6/6/2021 and must be spent by 6/3/2024. After that point, unspent proceeds are subject to yield restriction regulations and compliance reporting.

**Mehville School District  
5 Year Capital Plan - FY22 Budget**

		G.O. Bond	(49 cents)	(3.47 cents)	COP		
<b>FY2023</b>	<b>Fund #410</b>	<b>Prop S</b>	<b>Prop R</b>	<b>Prop A</b>	<b>Reallocation</b>	<b>Total</b>	
Estimated Beginning balance @6/30/2022	\$ 1,149,720	\$ 34,666,798	\$ 784,129	\$ 735,200	\$ 6,077,300	\$ 43,413,147	
Budgeted revenue	1,640,890			739,110	1,523,000	3,903,000	
Transfers from Food Service	<b>666,000</b>					666,000	
ESSER reimbursement (reclass Prop S)	<b>1,074,310</b>					1,074,310	
COP Re-allocation Transfer from General Fund					1,550,000	1,550,000	
Prop R Transfer from General Fund			<b>1,750,000</b>			1,750,000	
Total Funds Available	4,530,920	34,666,798	2,534,129	1,474,310	9,150,300	52,356,457	
<b>Summer 2022 Work (Budget FY23)</b>							
TBD		4,625,428					
Project #00101 Bernard		<b>174,361</b>					
Project #00101 OES		<b>232,996</b>					
Project #00104 Rogers		<b>379,270</b>					
Project #00101 OHS		<b>593,329</b>					
Project #00102 Bierbaum	Wright Construction	<b>5,209,359</b>					
Project #00103 MHS baseball fields	not started						
Project #00103 Transportation	not started						
Project #00104 Point	not started						
Project #00105 Hagemann/Trautwein/WM:	not started						
Project #00106 Buerkle/MOSAIC/Forder	not started						
Project #00107 MHS	not started						
Project #00108 Beasley/John Cary	not started						
Project #00109 Wohlwend/OMS	not started						
Project #00110 OHS baseball fields	Vernon Jones	<b>16,245</b>					
Project #00111 OES Parking		<b>1,681,581</b>					
Project #00112 Blades		<b>2,675,710</b>					
Asphalt	May bid		<b>221,143</b>				
Point Roof (146 sq)	Barch			<b>248,450</b>			
Wohlwend Roof (100 sq)	Barch			<b>150,844</b>			
Washington Roof (365 sq)	Barch	<b>488,026</b>					
Bierbaum Roof (21 sq)	Shay			<b>49,016</b>			
MHS Roof (294 sq)	Shay			<b>375,789</b>			
Trautwein Roof (292 sq)	Shay			<b>392,127</b>			
Security Cameras	not yet bid		<b>160,000</b>				
Roof Beasley/John Cary/OMS			<b>26,000</b>		<b>228,012</b>		
Pool structure	not yet bid		<b>125,000</b>				
Central Office HVAC/windows - Lemay Bldg		<b>832,348</b>					
Point HVAC (regular funds initially)	ESSER	<b>244,803</b>					
OES HVAC (regular funds initially)	ESSER	<b>253,236</b>					
Beasley HVAC	ESSER	<b>295,399</b>					
Rogers HVAC	IFS	<b>280,872</b>	<b>1,210,656</b>				
				-	(Prop S project was reduced \$500K)		
		<b>Budget</b>					
Capital Plan Projects	21,170,000	1,906,658	17,286,961	532,143	1,444,238	-	21,170,000
<b>Non-Projects:</b>							
	<b>Budget</b>						
General Equipment #6541	85,500	85,500					
General Food Service Equip #6541	<b>666,000</b>	666,000					
General Furniture Classroom (Prog 342)	50,000	50,000					
Instructional Equip #6542	100,000	100,000					
Instructional - IT Classroom #6542	25,000	25,000					
General - IT Technology #6543	303,200	303,200					
Facilities vehicles - 3 trucks, 1 van	272,000	272,000					
Transportation vehicle - fuel truck	90,000	90,000					
IT vehicle - van	29,000	29,000					
New Bus Replacement - 5	550,049	550,049					
Other debt	-	-					
Total Non-project expense	2,170,749	2,170,749	-	-	-	-	2,170,749
Total Project + Non-project	23,340,749	4,077,407	17,286,961	532,143	1,444,238	-	23,340,749
Estimated Ending Balance @6/30/2023	\$ 453,513	\$ 17,379,837	\$ 2,001,986	\$ 30,072	\$ 9,150,300	<b>\$ 29,015,708</b>	

## **6. DEBT**

## Mehlville School District Debt Expense Summary

### FY2023 Budget

<u>G.O. Bond Prop S</u>	<u>Amount</u>	<u>Total</u>
Principal	1,450,000	
Interest	1,050,000	2,500,000
<b><u>Other</u></b>		
Principal	-	
Interest	-	-
Total Debt Payments		\$ 2,500,000
Total Principal	\$ 1,450,000	Capital
Total Interest	1,050,000	Debt Service
	\$ 2,500,000	\$ -
		2,500,000
		\$ 2,500,000

### FY2024 Budget

<u>G.O. Bond Prop S</u>	<u>Amount</u>	<u>Total</u>
Principal	1,500,000	
Interest	1,006,500	2,506,500
<b><u>Other</u></b>		
Principal	-	
Interest	-	-
Total Debt Payments		\$ 2,506,500
Total Principal	\$ 1,500,000	Capital
Total Interest	1,006,500	Debt Service
	\$ 2,506,500	\$ -
		2,506,500
		\$ 2,506,500

### FY2025 Budget

<u>G.O. Bond Prop S</u>	<u>Amount</u>	<u>Total</u>
Principal	1,525,000	
Interest	961,500	2,486,500
<b><u>Other</u></b>		
Principal	-	
Interest	-	-
Total Debt Payments		\$ 2,486,500
Total Principal	\$ 1,525,000	Capital
Total Interest	961,500	Debt Service
	\$ 2,486,500	\$ -
		2,486,500
		\$ 2,486,500

**Mehlville School District  
Debt Expense Summary**

**FY2026 Budget**

<u>G.O. Bond Prop S</u>		<u>Amount</u>	<u>Total</u>
Principal		1,550,000	
Interest		915,750	2,465,750
<u>Other</u>			
Principal		-	
Interest		-	-
Total Debt Payments			\$ 2,465,750
Total Principal		\$ 1,550,000	Capital
Total Interest		915,750	Debt Service
		\$ 2,465,750	\$ -
			2,465,750
			\$ 2,465,750

**FY2027 Budget**

<u>G.O. Bond Prop S</u>		<u>Amount</u>	<u>Total</u>
Principal		1,600,000	
Interest		869,250	2,469,250
<u>Other</u>			
Principal		-	
Interest		-	-
Total Debt Payments			\$ 2,469,250
Total Principal		\$ 1,600,000	Capital
Total Interest		869,250	Debt Service
		\$ 2,469,250	\$ -
			2,469,250
			\$ 2,469,250

- Note 1: All COPS are paid off as of June 30, 2021.
- Note 2: DNR debt was paid off early in FY18 to save \$5K interest and reduce annual payments by \$35K.
- Note 3: The bus lease was paid off early in FY18 to save \$8K interest and reduce annual payments by \$113K.
- Note 4: In 1993, \$48M was borrowed and the General Obligation bond debt was paid off by FY17.
- Note 5: Turf debt was paid off FY16 and St. John's building was paid off FY17. Combined, the two payoffs free up \$286K annual expense which can go toward other capital projects.

**Mehlville School District**  
**Summary of Principal and Interest Payments For ASBR**  
**FY2023**

ISSUE	Beg Balance	Principal Paid	(Refunded) Borrowed	Ending Balance	Interest	Fund/ Function
LEASE PURCHASE						
2019 COPS	-	-		-	-	450
<b>TOTAL</b>	<b>\$ -</b>	<b>\$ -</b>	<b>\$ -</b>	<b>\$ -</b>	<b>\$ -</b>	
Other						
Copiers	-	-	-	-	-	410-5231
	-	-	-	-	-	
<b>G.O. Bonds</b>	<b>\$ 35,000,000.00</b>	<b>\$ 1,450,000.00</b>	<b>\$ -</b>	<b>\$ 33,550,000.00</b>	<b>\$ 1,050,000.00</b>	<b>300</b>
<b>Total Debt</b>	<b>\$ 35,000,000.00</b>	<b>\$ 1,450,000.00</b>	<b>\$ -</b>	<b>\$ 33,550,000.00</b>	<b>\$ 1,050,000.00</b>	

Facility Authority Principal	\$ -	Fund 410-5231	\$ -
G.O. Bond	\$ 1,450,000.00	Fund 450	-
Copiers	-	Fund 300	1,050,000.00
<b>Total</b>	<b>\$ 1,450,000.00</b>	<b>Total Interest</b>	<b>\$ 1,050,000.00</b>

Total P&I Payments	\$ 2,500,000.00
Credits	
Control Total	\$ 781,666.67
<b>Difference</b>	<b>\$ 1,718,333.33</b>

Note 2: GO Debt limit = 15% of assessed value. G.O. debt capacity = debt limit less current GO debt principal.

	(000's)
Assessed Value 2021 =	\$ 2,189,840
	15%
Debt Limit =	\$ 328,476
GO Debt Principal	<b>33,550</b>
Debt Capacity =	<b>\$ 294,926</b>

**Mehlville School District**  
**Debt Payment Schedules - Debt Service Fund #300**  
**Wells Fargo Account**

**Sources of Funds**

Series 2021 Bonds Issued 6/3/21	\$ 35,000,000.00
Reoffering Premium	<b>2,708,737.00</b>
Total Principal	<b>\$ 37,708,737.00</b>

**Cost of Issuance**

Bond Counsel Fees	55,000.00
Official statement of preparation	2,500.00
Registrar/Paying agent/Trustee Bank	400.00
Underwriting fees	245,000.00
Rating agency fees	17,550.00
Underwriting expense	3,300.00
Registration fee - MO State Auditor	1,000.00
Total COI	<b>324,750.00</b>

Net Deposit - Bond Proceeds Capital	<b><u>\$ 37,383,987.00</u></b>
-------------------------------------	--------------------------------

Note> If bond proceeds are not fully spent by 6/3/2024, further compliance reporting will be required.  
The Districts bond counsel will provide such reporting for appropriate nominal fees.

**SUMMARY OF G.O. BOND BY YEAR**

<u>FY</u>	<u>Pay Date</u>	<u>Principal</u>	<u>Interest</u>	<u>Total</u>
FY22		-	781,666.67	781,666.67
FY23		1,450,000.00	1,050,000.00	2,500,000.00
FY24		1,500,000.00	1,006,500.00	2,506,500.00
FY25		1,525,000.00	961,500.00	2,486,500.00
FY26		1,550,000.00	915,750.00	2,465,750.00
FY27		1,600,000.00	869,250.00	2,469,250.00
FY28		1,625,000.00	821,250.00	2,446,250.00
FY29		1,650,000.00	772,500.00	2,422,500.00
FY30		1,700,000.00	723,000.00	2,423,000.00
FY31		1,750,000.00	672,000.00	2,422,000.00
FY32		1,800,000.00	619,500.00	2,419,500.00
FY33		1,850,000.00	565,500.00	2,415,500.00
FY34		1,900,000.00	510,000.00	2,410,000.00
FY35		1,975,000.00	453,000.00	2,428,000.00
FY36		2,025,000.00	393,750.00	2,418,750.00
FY37		2,100,000.00	333,000.00	2,433,000.00
FY38		2,150,000.00	270,000.00	2,420,000.00
FY39		2,200,000.00	205,500.00	2,405,500.00
FY40		2,275,000.00	139,500.00	2,414,500.00
FY41		2,375,000.00	71,250.00	2,446,250.00
Total		<b><u>\$ 35,000,000.00</u></b>	<b><u>\$ 12,134,416.67</u></b>	<b><u>\$ 47,134,416.67</u></b>

**DETAIL G.O. BOND PAY SCHEDULES**

<u>FY</u>	<u>Pay Date</u>	<u>Principal</u>	<u>Interest</u>	<u>Total</u>
2022	3/1/2022	-	781,666.67	\$ 781,666.67
2023	9/1/2022		525,000.00	\$ 525,000.00
2023	3/1/2023	1,450,000.00	525,000.00	\$ 1,975,000.00
2024	9/1/2023		503,250.00	\$ 503,250.00
2024	3/1/2024	1,500,000.00	503,250.00	\$ 2,003,250.00
2025	9/1/2024		480,750.00	\$ 480,750.00
2025	3/1/2025	1,525,000.00	480,750.00	\$ 2,005,750.00
2026	9/1/2025		457,875.00	\$ 457,875.00
2026	3/1/2026	1,550,000.00	457,875.00	\$ 2,007,875.00
2027	9/1/2026		434,625.00	\$ 434,625.00
2027	3/1/2027	1,600,000.00	434,625.00	\$ 2,034,625.00
2028	9/1/2027		410,625.00	\$ 410,625.00
2028	3/1/2028	1,625,000.00	410,625.00	\$ 2,035,625.00
2029	9/1/2028		386,250.00	\$ 386,250.00
2029	3/1/2029	1,650,000.00	386,250.00	\$ 2,036,250.00
2030	9/1/2029		361,500.00	\$ 361,500.00
2030	3/1/2030	1,700,000.00	361,500.00	\$ 2,061,500.00
2031	9/1/2030		336,000.00	\$ 336,000.00
2031	3/1/2031	1,750,000.00	336,000.00	\$ 2,086,000.00
2032	9/1/2031		309,750.00	\$ 309,750.00
2032	3/1/2032	1,800,000.00	309,750.00	\$ 2,109,750.00
2033	9/1/2032		282,750.00	\$ 282,750.00
2033	3/1/2033	1,850,000.00	282,750.00	\$ 2,132,750.00
2034	9/1/2033		255,000.00	\$ 255,000.00
2034	3/1/2034	1,900,000.00	255,000.00	\$ 2,155,000.00
2035	9/1/2034		226,500.00	\$ 226,500.00
2035	3/1/2035	1,975,000.00	226,500.00	\$ 2,201,500.00
2036	9/1/2035		196,875.00	\$ 196,875.00
2036	3/1/2036	2,025,000.00	196,875.00	\$ 2,221,875.00
2037	9/1/2036		166,500.00	\$ 166,500.00
2037	3/1/2037	2,100,000.00	166,500.00	\$ 2,266,500.00
2038	9/1/2037		135,000.00	\$ 135,000.00
2038	3/1/2038	2,150,000.00	135,000.00	\$ 2,285,000.00
2039	9/1/2038		102,750.00	\$ 102,750.00
2039	3/1/2039	2,200,000.00	102,750.00	\$ 2,302,750.00
2040	9/1/2039		69,750.00	\$ 69,750.00
2040	3/1/2040	2,275,000.00	69,750.00	\$ 2,344,750.00
2041	9/1/2040		35,625.00	\$ 35,625.00
2041	3/1/2041	2,375,000.00	35,625.00	\$ 2,410,625.00
Total		\$ 35,000,000.00	\$ 12,134,416.67	\$ 47,134,416.67



# **7. FORECAST**

**MEHLVILLE SCHOOL DISTRICT**  
**Cash Flow Summary - Forecast**  
**FY24**

Year 3

	Operating Cash Reserves	Appropriated General Funds	Capital Fund #410	Restricted Debt Funds	Total
Beg Balance	\$ 35,584,686	\$ 4,531,491	\$ 29,314,738	\$ 2,034,000	\$ 71,464,915
Revenue	122,873,000	5,822,000	3,883,000	2,800,000	\$ 135,378,000
Expenditures	120,878,000	6,026,000	4,069,000	2,508,000	\$ 133,481,000
Transfers	(3,550,000)	(590,000)	4,140,000	-	\$ -
Net Gain (Loss)	(1,555,000)	(794,000)	3,954,000	292,000	\$ 1,897,000
End Balance	\$ 34,029,686	\$ 3,737,491	\$ 33,268,738	\$ 2,326,000	\$ 73,361,915

	General Fund #110	Special Fund #120	Operating Cash Reserves	Net Gain (Loss)
Beg Balance	\$ 34,969,636	\$ 615,050	\$ 35,584,686	Operating \$ (1,555,000)
Revenue	41,671,000	81,202,000	122,873,000	Non-Operating 3,452,000
Expenditures	40,767,000	80,111,000	120,878,000	Total \$ 1,897,000
Transfers (Note 1)	(3,550,000)		(3,550,000)	
Net Gain (Loss)	(2,646,000)	1,091,000	(1,555,000)	
End Balance	\$ 32,323,636	\$ 1,706,050	\$ 34,029,686	

	Food Service Fund #500	Activities Fund #600	Athletic Fund #700	Appropriated General Funds
Beg Balance	\$ 3,043,345	\$ 1,290,254	\$ 197,892	\$ 4,531,491
Revenue	4,322,000	1,100,000	400,000	5,822,000
Expenditures	4,526,000	1,100,000	400,000	6,026,000
Transfers	(590,000)			(590,000)
Net Gain (Loss)	(794,000)	-	-	(794,000)
End Balance	\$ 2,249,345	\$ 1,290,254	\$ 197,892	\$ 3,737,491

	C.O.P. Fund #450	Debt Service Fund #300	Restricted Debt Funds
Beg Balance	\$ -	\$ 2,034,000	\$ 2,034,000
Revenue	-	2,800,000	\$ 2,800,000
Expenditures	-	2,508,000	\$ 2,508,000
Transfers			\$ -
Net Gain (Loss)	-	292,000	\$ 292,000
End Balance	\$ -	\$ 2,326,000	\$ 2,326,000

Cash reserve % of annual expense	June	November	Net Gain (Loss)	Op Gain (Loss)
6/30/24 Cash Reserve %	28.2% Forecast			
6/30/23 Cash Reserve %	30.3% Budget			
6/30/22 Cash Reserve %	32.0% Forecast			
6/30/21 Cash Reserve %	35.9% Actual	13.8%	\$ 38,221	\$ 179
6/30/20 Cash Reserve %	36.2% Actual	8.5%	\$ 1,646	\$ 5,888
6/30/19 Cash Reserve %	30.3% Actual	2.9%	\$ 1,151	\$ 2,532
6/30/18 Cash Reserve %	28.8% Actual	5.9%	\$ 2,666	\$ 2,682
6/30/17 Cash Reserve %	26.7% Actual	2.0%	\$ 2,177	\$ 3,041
6/30/16 Cash Reserve %	25.0% Actual	3.4%	\$ 4,323	\$ 2,478
6/30/15 Cash Reserve %	21.3% Actual	2.9%	\$ (2,535)	\$ (1,613)

Note 1) The transfer to the Capital Fund is \$1,750K for Prop R and \$2,250K for COP reallocation.

**MEHLVILLE SCHOOL DISTRICT**  
**Forecast - Operating Gain(Loss) Analysis**  
**FY24**

\$	<b>14,000</b>	Operating gain(loss) prior year
	-	COP reallocation impact of reduced capital fund transfer
	<b>1,789,000</b>	Net operating fund revenue change inc(dec)
	<b>(3,358,000)</b>	Net operating fund expense change (inc) dec
	<b>(1,569,000)</b>	Change in net operating fund gain (loss)

see Note 1 **\$ (1,555,000)** Operating gain(loss) current year

Note 1> The COP reallocation shifts \$2.3M to the Capital Fund, which increases operating loss. This operating loss could be eliminated if less was allocated to capital, however that causes other funding problems.

**Summary of change in net operating fund gain (loss)**

<b>1,000,000</b>	COP reallocation reduces capital levy 4.95 cents from 7.15 cents to 2.2 cents
<b>3,778,000</b>	Local tax, excludes COP reallocation capital levy change (Assume: Reassessment year, AV up > 5.0%, CPI capped at 5.0%)
<b>(896,000)</b>	Basic formula decrease (SAT 6,440 up 1.0%, summer school ADA 175, WADA down 226)
<b>(1,675,000)</b>	Transportation decrease (assume funding reverts back to 25% funding instead of 75%)
<b>(2,701,000)</b>	Salary & benefits increase (see assumptions on Forecast Salaries & Benefits schedule)
<b>(979,000)</b>	Health Insurance increase
<b>(840,000)</b>	ESSER/Teacher Retention Grant/GYO Grant revenue decrease
<b>840,000</b>	ESSER/Teacher Retention Grant/GYO Grant expense decrease
<b>(96,000)</b>	Other
<b>(1,569,000)</b>	Change in net operating fund gain (loss)

**Summary of net operating fund revenue change**

<b>1,000,000</b>	COP reallocation reduces capital levy 4.95 cents from 7.15 cents to 2.2 cents
<b>3,778,000</b>	Local tax, excludes COP reallocation capital levy change (Assume: Reassessment year, AV up > 5.0%, CPI capped at 5.0%)
<b>15,000</b>	Sales tax increase (WADA decreases 75, per WADA reimbursement increases 2.5%)
<b>225,000</b>	M&M tax increase (1.7% assessment on commercial AV)
<b>(896,000)</b>	Basic formula decrease (SAT 6,440 up 1.0%, summer school ADA 175, WADA down 226)
<b>(1,675,000)</b>	Transportation decrease (assume funding reverts back to 25% funding instead of 75%)
<b>134,000</b>	ECSE
<b>(285,000)</b>	Grant decrease - teacher retention \$275K (other supplies), GYO \$10K (other services)
<b>(555,000)</b>	ESSER decrease (prof services)
<b>1,741,000</b>	Sub-total
<b>48,000</b>	Other
<b>1,789,000</b>	Total change

**Summary of net operating fund expense change**

<b>2,701,000</b>	Salary & benefits increase (see assumptions on Forecast Salaries & Benefits schedule)
<b>979,000</b>	Health Insurance increase
<b>517,000</b>	Services and Supplies (excluding ESSER and Grants) at 2.5% inflation
<b>(75,000)</b>	ESSER Salaries & Benefits (per ESSER tab on the revenue file)
<b>(480,000)</b>	ESSER professional services (per ESSER tab on the revenue file)
<b>(285,000)</b>	Grant decrease teacher retention \$275K other supplies, GYO \$10K other services
<b>3,357,000</b>	operating expense change
<b>1,000</b>	other
<b>3,358,000</b>	Total

**MEHLVILLE SCHOOL DISTRICT**  
**Cash Flow Summary - Forecast**  
**FY25**

Year 4

	Operating Cash Reserves	Appropriated General Funds	Capital Fund #410	Restricted Debt Funds	Total
Beg Balance	\$ 34,029,686	\$ 3,737,491	\$ 33,268,738	\$ 2,034,000	\$ 73,069,915
Revenue	121,353,000	5,937,000	2,085,000	2,820,000	\$ 132,195,000
Expenditures	121,883,000	6,145,000	3,946,000	2,488,000	\$ 134,462,000
Transfers	(2,550,000)	(100,000)	2,650,000	-	\$ -
Net Gain (Loss)	(3,080,000)	(308,000)	789,000	332,000	\$ (2,267,000)
End Balance	\$ 30,949,686	\$ 3,429,491	\$ 34,057,738	\$ 2,366,000	\$ 70,802,915

	General Fund #110	Special Fund #120	Operating Cash Reserves	Net Gain (Loss)
Beg Balance	\$ 32,323,636	\$ 1,706,050	\$ 34,029,686	Operating \$ (3,080,000)
Revenue	39,468,000	81,885,000	121,353,000	Non-Operating 813,000
Expenditures	42,370,000	79,513,000	121,883,000	Total \$ (2,267,000)
Transfers (Note 1)	(2,550,000)		(2,550,000)	
Net Gain (Loss)	(5,452,000)	2,372,000	(3,080,000)	
End Balance	\$ 26,871,636	\$ 4,078,050	\$ 30,949,686	

	Food Service Fund #500	Activities Fund #600	Athletic Fund #700	Appropriated General Funds
Beg Balance	\$ 2,249,345	\$ 1,290,254	\$ 197,892	\$ 3,737,491
Revenue	4,437,000	1,100,000	400,000	5,937,000
Expenditures	4,645,000	1,100,000	400,000	6,145,000
Transfers	(100,000)			(100,000)
Net Gain (Loss)	(308,000)	-	-	(308,000)
End Balance	\$ 1,941,345	\$ 1,290,254	\$ 197,892	\$ 3,429,491

	C.O.P. Fund #450	Debt Service Fund #300	Restricted Debt Funds
Beg Balance	\$ -	\$ 2,034,000	\$ 2,034,000
Revenue	-	2,820,000	\$ 2,820,000
Expenditures	-	2,488,000	\$ 2,488,000
Transfers			\$ -
Net Gain (Loss)	-	332,000	\$ 332,000
End Balance	\$ -	\$ 2,366,000	\$ 2,366,000

Cash reserve % of annual expense	June	November	Net Gain (Loss)	Op Gain (Loss)
6/30/25 Cash Reserve %	25.4% Forecast			
6/30/24 Cash Reserve %	28.2% Forecast			
6/30/23 Cash Reserve %	30.3% Budget			
6/30/22 Cash Reserve %	32.0% Forecast			
6/30/21 Cash Reserve %	35.9% Actual	13.8%	\$ 38,221	\$ 179
6/30/20 Cash Reserve %	36.2% Actual	8.5%	\$ 1,646	\$ 5,888
6/30/19 Cash Reserve %	30.3% Actual	2.9%	\$ 1,151	\$ 2,532
6/30/18 Cash Reserve %	28.8% Actual	5.9%	\$ 2,666	\$ 2,682
6/30/17 Cash Reserve %	26.7% Actual	2.0%	\$ 2,177	\$ 3,041
6/30/16 Cash Reserve %	25.0% Actual	3.4%	\$ 4,323	\$ 2,478

Note 1) The transfer to the Capital Fund is \$1,750K for Prop R and \$1,750K for COP reallocation.

**MEHLVILLE SCHOOL DISTRICT**  
**Forecast - Operating Gain(Loss) Analysis**  
**FY25**

\$ (1,555,000)	Operating gain(loss) prior year
1,000,000	COP reallocation impact of reduced capital fund transfer from \$1,800K to \$800K
(1,520,000)	Net operating fund revenue change inc(dec)
(1,005,000)	Net operating fund expense change (inc) dec
<u>(1,525,000)</u>	Change in net operating fund gain (loss)

see Note 1 \$ (3,080,000) Operating gain(loss) current year

Note 1> The COP reallocation shifts \$1.75M to the Capital Fund, which increases operating loss. This operating loss could be reduced by \$1.75M if nothing was allocated to capital, however that causes other funding problems.

**Summary of change in net operating fund gain (loss)**

523,000	COP reallocation reduces capital levy from 2.2 cents to zero
1,000,000	COP reallocation impact of reduced capital fund transfer from \$1,800K to \$800K
287,000	Local tax, excludes COP reallocation capital levy change (Assume: Non-reassessment year, AV up .4%, CPI 2.5%)
200,000	Basic formula decrease (SAT 6,510 up 1.0%, summer school ADA 175, WADA down 75)
25,000	Transportation increase (based on 25% funding)
(2,611,000)	Salary & benefits increase (see assumptions on Forecast Salaries & Benefits schedule)
(978,000)	Health Insurance increase
(3,033,000)	ESSER revenue decrease
3,033,000	ESSER expense decrease
29,000	Other
<u>(1,525,000)</u>	Change in net operating fund gain (loss)

**Summary of net operating fund revenue change**

523,000	COP reallocation reduces capital levy from 2.2 cents to zero
287,000	Local tax, excludes COP reallocation capital levy change (Assume: Non-reassessment year, AV up .4%, CPI 2.5%)
200,000	Sales tax increase (WADA decreases 75, per WADA reimbursement increases 2.5%)
200,000	Basic formula decrease (SAT 6,510 up 1.0%, summer school ADA 175, WADA down 75)
88,000	M&M tax increase (1.7% assessment on commercial AV)
25,000	Transportation increase (based on 25% funding)
138,000	ECSE
(3,033,000)	ESSER decrease (per ESSER tab on the revenue file)
(1,572,000)	Sub-total
52,000	Other
<u>(1,520,000)</u>	Total change

**Summary of net operating fund expense change**

2,611,000	Salary & benefits increase (see assumptions on Forecast Salaries & Benefits schedule)
978,000	Health Insurance increase
449,000	Services and Supplies (excluding ESSER) at 2.5% inflation
(2,959,000)	ESSER Salaries & Benefits decrease (reading interventionists)
(74,000)	ESSER professional services decrease
1,005,000	operating expense change
-	other
<u>1,005,000</u>	Total

**MEHLVILLE SCHOOL DISTRICT**  
**Cash Flow Summary - Forecast**  
**FY26**

Year 5

	Operating Cash Reserves	Appropriated General Funds	Capital Fund #410	Restricted Debt Funds	Total
Beg Balance	\$ 30,949,686	\$ 3,429,491	\$ 34,057,738	\$ 2,366,000	\$ 70,802,915
Revenue	123,219,000	6,049,000	2,057,000	2,860,000	134,185,000
Expenditures	125,751,000	6,268,000	3,911,000	2,467,000	138,397,000
Transfers	(1,750,000)	-	1,750,000	-	-
Net Gain (Loss)	(4,282,000)	(219,000)	(104,000)	393,000	(4,212,000)
End Balance	\$ 26,667,686	\$ 3,210,491	\$ 33,953,738	\$ 2,759,000	\$ 66,590,915

	General Fund #110	Special Fund #120	Operating Cash Reserves	Net Gain (Loss)
Beg Balance	\$ 26,871,636	\$ 4,078,050	\$ 30,949,686	Operating \$ (4,282,000)
Revenue	40,020,000	83,199,000	123,219,000	Non-Operating 70,000
Expenditures	44,020,000	81,731,000	125,751,000	Total \$ (4,212,000)
Transfers (Note 1)	(1,750,000)	-	(1,750,000)	
Net Gain (Loss)	(5,750,000)	1,468,000	(4,282,000)	
End Balance	\$ 21,121,636	\$ 5,546,050	\$ 26,667,686	

	Food Service Fund #500	Activities Fund #600	Athletic Fund #700	Appropriated General Funds
Beg Balance	\$ 1,941,345	\$ 1,290,254	\$ 197,892	\$ 3,429,491
Revenue	4,549,000	1,100,000	400,000	6,049,000
Expenditures	4,768,000	1,100,000	400,000	6,268,000
Transfers	-	-	-	-
Net Gain (Loss)	(219,000)	-	-	(219,000)
End Balance	\$ 1,722,345	\$ 1,290,254	\$ 197,892	\$ 3,210,491

	C.O.P. Fund #450	Debt Service Fund #300	Restricted Debt Funds
Beg Balance	\$ -	\$ 2,366,000	\$ 2,366,000
Revenue	-	2,860,000	2,860,000
Expenditures	-	2,467,000	2,467,000
Transfers	-	-	-
Net Gain (Loss)	-	393,000	393,000
End Balance	\$ -	\$ 2,759,000	\$ 2,759,000

Cash reserve % of annual expense	June	November	Net Gain (Loss)	Op Gain (Loss)
6/30/26 Cash Reserve %	21.2% Forecast			
6/30/25 Cash Reserve %	25.4% Forecast			
6/30/24 Cash Reserve %	28.2% Forecast			
6/30/23 Cash Reserve %	30.3% Budget			
6/30/22 Cash Reserve %	32.0% Forecast			
6/30/21 Cash Reserve %	35.9% Actual	13.8%	\$ 38,221	\$ 179
6/30/20 Cash Reserve %	36.2% Actual	8.5%	\$ 1,646	\$ 5,888
6/30/19 Cash Reserve %	30.3% Actual	2.9%	\$ 1,151	\$ 2,532
6/30/18 Cash Reserve %	28.8% Actual	5.9%	\$ 2,666	\$ 2,682
6/30/17 Cash Reserve %	26.7% Actual	2.0%	\$ 2,177	\$ 3,041

Note 1) The transfer to the Capital Fund is \$1,750K for Prop R and \$750K for COP reallocation.

**MEHLVILLE SCHOOL DISTRICT**  
**Forecast - Operating Gain(Loss) Analysis**  
**FY26**

\$ (3,080,000) Operating gain(loss) prior year

800,000 COP reallocation impact of reduced capital fund transfer from \$800K to \$0  
1,866,000 Net operating fund revenue change inc(dec)  
(3,868,000) Net operating fund expense change (inc) dec  
(1,202,000) Change in net operating fund gain (loss)

see Note 1 \$ (4,282,000) Operating gain(loss) current year

Note 1> The COP reallocation shifts \$750KM to the Capital Fund, which increases operating loss. This operating loss could be reduced by \$750K if nothing was allocated to capital, however that causes other funding problems.

**Summary of change in net operating fund gain (loss)**

800,000	COP reallocation impact of reduced capital fund transfer from \$800K to \$0
1,380,000	Local tax (Assume: Reassessment year, AV up 1.75%, CPI 2.5%)
100,000	Basic formula increase (SAT 6,575 up 1.0%, summer school ADA 175, WADA down 75)
25,000	Transportation increase (based on 25% funding)
(2,468,000)	Salary & benefits increase (see assumptions on Forecast Salaries & Benefits schedule)
(977,000)	Health Insurance increase
(38,000)	ESSER revenue decrease
38,000	ESSER expense decrease
(62,000)	Other
<u>(1,202,000)</u>	<u>Change in net operating fund gain (loss)</u>

**Summary of net operating fund revenue change**

1,380,000	Local tax (Assume: Reassessment year, AV up 1.75%, CPI 2.5%)
210,000	Sales tax increase (WADA decreases 75, per WADA reimbursement increases 2.5%)
100,000	Basic formula increase (SAT 6,575 up 1.0%, summer school ADA 175, WADA down 75)
74,000	M&M tax increase (1.7% assessment on commercial AV)
25,000	Transportation increase (based on 25% funding)
142,000	ECSE
(38,000)	ESSER decrease (per ESSER tab on the revenue file)
1,893,000	Sub-total
(27,000)	Other
<u>1,866,000</u>	<u>Total change</u>

**Summary of net operating fund expense change**

2,468,000	Salary & benefits increase (see assumptions on Forecast Salaries & Benefits schedule)
977,000	Health Insurance increase
461,000	Services and Supplies (excluding ESSER) at 2.5% inflation
(38,000)	ESSER professional services decrease
3,868,000	operating expense change
-	other
<u>3,868,000</u>	<u>Total</u>

**Plan B - Maximize General Fund Cash (reduce capital levies and transfers)**

\$ 1,555,000 FY24 COP reallocation - add'l reduced transfer  
800,000 FY25 COP reallocation - add'l reduced transfer

\$ 2,355,000 Additional General Fund Cash per Plan B  
23.1% Cash Reserve per Plan B

**Mehlville School District**  
**Forecast - Salaries and Benefits**

**Salary Rollforward - Forecast**

	<u>Certified</u>	<u>Classified</u>	<u>Total</u>
<b>FY24</b>			
Beginning Base	60,540	18,790	79,330
Step increase	1,040	293	1,333
Base/Tier addition	392	750	1,142
Restore frozen salary	70		70
Net Retirements	(590)		(590)
Channel	225		225
Salary restructure	-		-
ESSER inc(dec)	(64)		(64)
Admin raise	2.5% 133	35	168
<b>Total</b>	<b>61,746</b>	<b>19,868</b>	<b>81,614</b>
	2.0%	5.7%	2,284
			2.9%

**FY25**

Beginning Base	61,746	19,868	81,614
Step increase	1,040	293	1,333
Base/Tier addition	392	500	892
Restore frozen salary	9		9
Net Retirements	(590)		(590)
Channel	225		225
Salary restructure	-		-
ESSER inc(dec)	(2,288)		(2,288)
Admin raise	2.5% 133	35	168
<b>Total</b>	<b>60,667</b>	<b>20,696</b>	<b>81,363</b>
	-1.7%	4.2%	(251)
			-0.3%

**FY26**

Beginning Base	60,667	20,696	81,363
Step increase	1,040	293	1,333
Base/Tier addition	392	500	892
Restore frozen salary	117		117
Net Retirements	(590)		(590)
Channel	225		225
Salary restructure	-		-
Admin raise	2.5% 133	35	168
<b>Total</b>	<b>61,984</b>	<b>21,524</b>	<b>83,508</b>
	2.2%	4.0%	2,145
			2.6%

**Benefit Rollforward - Forecast**

<b>FY24</b>	
PSRS	9,643
PEERS	1,541
Social Security	1,357
Medicare	1,141
Health Insurance	11,165
Work Comp	489
<b>Total Benefits</b>	<b>25,336</b>

Benefit % w/o insurance	17.4%
Benefit % w/ insurance	31.0%

**FY25**

	<u>Amount</u>
PSRS	9,474
PEERS	1,606
Social Security	1,413
Medicare	1,138
Health Insurance	12,165
Work Comp	488
<b>Total Benefits</b>	<b>26,284</b>

Benefit % w/o insurance	17.4%
Benefit % w/ insurance	32.3%

**FY26**

	<u>Amount</u>
PSRS	9,680
PEERS	1,670
Social Security	1,470
Medicare	1,168
Health Insurance	13,165
Work Comp	500
<b>Total Benefits</b>	<b>27,653</b>

Benefit % w/o insurance	17.3%
Benefit % w/ insurance	33.1%



**MEHLVILLE SCHOOL DISTRICT**  
**Cash Flow Summary - Forecast**  
**5 Years (FY22 thru FY26)**

FY22	Operating Cash Reserves	Appropriated General Funds	Capital Fund #410	Restricted Debt Funds	Total
Beg Balance	\$ 36,165,686	\$ 2,888,491	\$ 40,559,738	\$ -	\$ 79,613,915
Revenue	114,627,000	8,726,000	6,900,000	2,647,000	\$ 132,900,000
Expenditures	111,222,000	6,082,000	8,104,000	783,000	\$ 126,191,000
Transfers	(4,000,000)	(107,000)	4,107,000	-	\$ -
Net Gain (Loss)	(595,000)	2,537,000	2,903,000	1,864,000	\$ 6,709,000
End Balance	\$ 35,570,686	\$ 5,425,491	\$ 43,462,738	\$ 1,864,000	\$ 86,322,915

FY23	Operating Cash Reserves	Appropriated General Funds	Capital Fund #410	Restricted Debt Funds	Total
Beg Balance	\$ 35,570,686	\$ 5,425,491	\$ 43,462,738	\$ 1,864,000	\$ 86,322,915
Revenue	121,084,000	5,710,000	4,977,000	2,671,000	\$ 134,442,000
Expenditures	117,520,000	5,938,000	23,341,000	2,501,000	\$ 149,300,000
Transfers	(3,550,000)	(666,000)	4,216,000	-	\$ -
Net Gain (Loss)	14,000	(894,000)	(14,148,000)	170,000	\$ (14,858,000)
End Balance	\$ 35,584,686	\$ 4,531,491	\$ 29,314,738	\$ 2,034,000	\$ 71,464,915

FY24	Operating Cash Reserves	Appropriated General Funds	Capital Fund #410	Restricted Debt Funds	Total
Beg Balance	\$ 35,584,686	\$ 4,531,491	\$ 29,314,738	\$ 2,034,000	\$ 71,464,915
Revenue	122,873,000	5,822,000	3,883,000	2,800,000	\$ 135,378,000
Expenditures	120,878,000	6,026,000	4,069,000	2,508,000	\$ 133,481,000
Transfers	(3,550,000)	(590,000)	4,140,000	-	\$ -
Net Gain (Loss)	(1,555,000)	(794,000)	3,954,000	292,000	\$ 1,897,000
End Balance	\$ 34,029,686	\$ 3,737,491	\$ 33,268,738	\$ 2,326,000	\$ 73,361,915

FY25	Operating Cash Reserves	Appropriated General Funds	Capital Fund #410	Restricted Debt Funds	Total
Beg Balance	\$ 34,029,686	\$ 3,737,491	\$ 33,268,738	\$ 2,326,000	\$ 73,361,915
Revenue	121,353,000	5,937,000	2,085,000	2,820,000	\$ 132,195,000
Expenditures	121,883,000	6,145,000	3,946,000	2,488,000	\$ 134,462,000
Transfers	(2,550,000)	(100,000)	2,650,000	-	\$ -
Net Gain (Loss)	(3,080,000)	(308,000)	789,000	332,000	\$ (2,267,000)
End Balance	\$ 30,949,686	\$ 3,429,491	\$ 34,057,738	\$ 2,658,000	\$ 71,094,915

FY26	Operating Cash Reserves	Appropriated General Funds	Capital Fund #410	Restricted Debt Funds	Total
Beg Balance	\$ 30,949,686	\$ 3,429,491	\$ 34,057,738	\$ 2,658,000	\$ 71,094,915
Revenue	123,219,000	6,049,000	2,057,000	2,860,000	\$ 134,185,000
Expenditures	125,751,000	6,268,000	3,911,000	2,467,000	\$ 138,397,000
Transfers	(1,750,000)	-	1,750,000	-	\$ -
Net Gain (Loss)	(4,282,000)	(219,000)	(104,000)	393,000	\$ (4,212,000)
End Balance	\$ 26,667,686	\$ 3,210,491	\$ 33,953,738	\$ 3,051,000	\$ 66,882,915

## **8. ACADEMIC PLAN**



	2016-2017	2017-2018	2018-2019	2019-2020	2020-2021	2021-2022	2022-2023	2023-2024	2024-2025	2025-2026	2026-2027
Staff Development Funded by Prop R	Continue SIQ work	E1 Year 2 of CCI	E1 Year 3 of CCI	E1 Year 4 of CCI	E1 Year 5 of CCI	E1 Year 6 of CCI	E2 Year 6 of CCI	E2 Year 6 of CCI	E2 Year 6 of CCI	E2 Year 6 of CCI	E2 Year 6 of CCI
	E1 starts CCI	E2 starts CCI	E2 Year 2 of CCI	E2 Year 3 of CCI	E2 Year 4 of CCI	E2 Year 5 of CCI	E2 Year 5 of CCI	E2 Year 5 of CCI	E2 Year 5 of CCI	E2 Year 5 of CCI	E2 Year 5 of CCI
	E2 continues Kagan	E3 continues Kagan	E3 starts CCI	E3 Year 2 of CCI	E3 Year 3 of CCI	E3 Year 4 of CCI	E3 Year 4 of CCI	E3 Year 4 of CCI	E3 Year 4 of CCI	E3 Year 4 of CCI	E3 Year 4 of CCI
	E3 starts Kagan	MS Year 2 of STI/DP/PL	MS Year 3 of STI/DP/PL	MS STEM Cohort support	MS STEM Cohort support	MS STEM Cohort support	MS STEM Cohort support	MS STEM Cohort support	MS STEM Cohort support	MS STEM Cohort support	MS STEM Cohort support
	MS starts STI/DP/PL	MS continues Kagan	MS Innovation Model starts	MS Innovation Model Year 2	MS Innovation Model Year 2	MS Innovation Model Year 2	MS Innovation Model Year 2	MS Innovation Model Year 2	MS Innovation Model Year 2	MS Innovation Model Year 2	MS Innovation Model Year 2
	MS starts Kagan	IA continues	Instructional Innovation Academy	Instructional Innovation Academy	Instructional Innovation Academy	Instructional Innovation Academy	Instructional Innovation Academy	Instructional Innovation Academy	Instructional Innovation Academy	Instructional Innovation Academy	Instructional Innovation Academy
	IA continues	II continues	Instructional Innovation Incubator	Instructional Innovation Incubator	Instructional Innovation Incubator	Instructional Innovation Incubator	Instructional Innovation Incubator	Instructional Innovation Incubator	Instructional Innovation Incubator	Instructional Innovation Incubator	Instructional Innovation Incubator
	Instructional Innovation Incubator starts	PD around curriculum adoption	Math Innovator expansion	Math Innovators	Math Innovators	Math Innovators	Math Innovators	Math Innovators	Math Innovators	Math Innovators	Math Innovators
	PD around curriculum adoption	Model Schools and ITE	Model Schools and ITE	Model Schools and ITE	Model Schools, ITE, and INACOL	Model Schools, ITE, and INACOL	Model Schools, ITE, and INACOL	Model Schools, ITE, and INACOL	Model Schools, ITE, and INACOL	Model Schools, ITE, and INACOL	Model Schools, ITE, and INACOL
	Model Schools and ITE	STEM Math Innovates starts	Personalized PD Pilot	Personalized PD offerings	Personalized PD offerings	Personalized PD offerings	Personalized PD offerings	Personalized PD offerings	Personalized PD offerings	Personalized PD offerings	Personalized PD offerings

	2016-2017	2017-2018	2018-2019	2019-2020	2020-2021	2021-2022	2022-2023	2023-2024	2024-2025	2025-2026	2026-2027
Innovation Other	Implementation team	Alt Academy embedded in HS	Summer school change/expansion	Update enrollment projections	PE Independent study	Make it Count with STUCC starts	Update enrollment projections				Update enrollment projections
	Site visits	STRETCH to WMS	8th grade at MCSAIC	Add 1.1 librarian FTE @ elem	Consistency-based credit in HS		MyPath available 9-12				
	Staff selection	SCCPPE into WMS	Add 1.1 librarian FTE @ elem	Early College with 30 hrs	EC with 30 hrs & 10 hrs	EC grows by 5 Juniors	EC grows by 5 Juniors	EC grows by 5 Juniors	EC grows by 5 Juniors	EC grows by 5 Juniors	EC grows by 5 Juniors
	Build capacity in people	Open MCSAIC	MS schedule change	Phase 1 of apprenticeships	Mehtville at Home starts	Mehtville at Home evolution	Mehtville at Home evolution	Mehtville at Home evolution	Mehtville at Home evolution	Mehtville at Home evolution	Mehtville at Home evolution
	Begin opening St. John	Expansion of summer school	1st in elementary	CAPS awards again							
	Expanded summer school	Early College program	Summer school expansion								
	CAPS opportunity starts	MyPath starts	MS Academy launch for 8th grade	MS Academy launch for 7th grade	MS Academy launch for 8th grade	MS Academy launch for 8th grade	MS Academy launch for 8th grade	MS Academy launch for 8th grade	MS Academy launch for 8th grade	MS Academy launch for 8th grade	MS Academy launch for 8th grade
	Reopening CMTW at MS	HS vests ALC 1st semester									
	School flip?	New attendance boundaries									
						League of Innovative Schools?	Schools within schools?	Themed schools launch?			

	2016-2017	2017-2018	2018-2019	2019-2020	2020-2021	2021-2022	2022-2023	2023-2024	2024-2025	2025-2026	2026-2027
Safety						Add SEL positions?	Add SEL positions?	Add SEL positions?			
						Plan for belonging & mental health	Belonging/Mental health training				

	2016-2017	2017-2018	2018-2019	2019-2020	2020-2021	2021-2022	2022-2023	2023-2024	2024-2025	2025-2026	2026-2027
Finance	Prop R revenue starts	Added positions for MCSAIC	2 cents to capital	1 cent to capital	8 cents to operations for salary	33 cents split (6 operations, v capital)	Levy allocation change	Levy allocation change	Levy allocation change	Levy allocation change	Levy allocation change
	Prop A Revenue starts	Technology for Innovation school	7 cents to operations for salary	2 cents to operations for salary	Step increase for all employees	Step increase for all employees	Step increase for all employees	Step increase for all employees	Step increase for all employees	Step increase for all employees	Step increase for all employees
	Begin rolling 3-year budget plan	Playground & furniture @ St. John	Step increase for all employees	Step increase for all employees	Add \$5 to uncompetitive salaries	Add \$5 to uncompetitive salaries	Add \$5 to uncompetitive salaries	Add \$5 to uncompetitive salaries	Add \$5 to uncompetitive salaries	Add \$5 to uncompetitive salaries	Add \$5 to uncompetitive salaries
	16 positions added	Step increase for all employees	Add \$5 to uncompetitive salaries	Add \$5 to uncompetitive salaries	Pay off final COP	Start HVAC prep for 28-32	Continue HVAC prep for 28-32	Continue HVAC prep for 28-32	Continue HVAC prep for 28-32	Continue HVAC prep for 28-32	Continue HVAC prep for 28-32
	\$50,000 added to supply budgets	Add \$5 to uncompetitive salaries	Reaffirmed 2009 COPs		Last year of COP fund levy						
	\$200,000 to clubs	Pay DNK and bus lease			Prop 5 approved	Prop 5 debt levy 1.1% starts					
	\$50,000 for customer focus	HS vests ALC 1st semester			Building purchase	Shift to building usage					
	3 cents to capital										
	8 cents to capital			Impact of reassessment		Impact of reassessment		Impact of reassessment		Impact of reassessment	

	2016-2017	2017-2018	2018-2019	2019-2020	2020-2021	2021-2022	2022-2023	2023-2024	2024-2025	2025-2026	2026-2027
Capital Funds	Replace vehicles 201, 208, 222	Replace vehicles 228, 230	Vehicle replacement	Vehicle replacement	Vehicle replacement	Vehicle replacement	Vehicle replacement	Vehicle replacement	Vehicle replacement	Vehicle replacement	
	OHS and WES elevator door operator	Keyless lock replacement	Furniture	Furniture	Furniture	Furniture	Furniture	Furniture	Furniture	Furniture	
	M/S elevator replacement	MDSAC renovations	Stair tread	OHS elevator modernization	M/S roof	TBD	TBD	TBD	TBD	TBD	
	JB roof	MMS HVAC	OHS turf	MDSAC windows	Bernard roof						
		Furniture	OHS track canopy	M/S Bleachers	TBD						
			Levs HVAC	M/S classroom ceiling							
				M/S gym A roof ballline							
			M/S Gym A floor	Transportation fence							
				MDSAC abatement							
Prop R Capital Funds	WMS, OMS, Eberbaum fire alarms	Turn and track spring at N/S	Asphalt maintenance	Asphalt maintenance	Asphalt maintenance	Asphalt maintenance	Asphalt maintenance	Asphalt maintenance	Asphalt maintenance	Asphalt maintenance	Asphalt maintenance
	Asphalt maintenance	Asphalt maintenance	M/S ceilings (8)	Stair tread	Hagerman HVAC	Berbaum roof	Wahlwend roof	Wahlwend roof	Cameras at Beasley, OES, Point	Cameras at Berbaum, Hagerman	Cameras at Beasley, Forter, MDSAC
	M/S Commons exterior doors	MDSMS HVAC	OHS turf	MDSAC HVAC	Bernard roof	LCFC roof	Point roof	Point roof	Cameras at Beasley	Cameras at Trautwein, Wahlwend	TBD
	WWS HVAC	O/S Gym A floor	OHS HVAC	OHS elevator modernization		OHS roof	Trautwein roof	Trautwein roof	TBD	TBD	
	OMS science wing HVAC		M/S HVAC	Workweek elevator modernization		Pool roof	Pool structure	Pool structure			
						Garage at Bernard, Buerkle, OHS	CO windows	CO windows			
							CO HVAC	CO HVAC			
							Cameras at WMS, OMS, M/S	Cameras at WMS, OMS, M/S			
Prop A Funds	Forder roof	Beasley roof	Wahlwend roof	OHS roof	M/S roof	Berbaum roof	M/S roof	M/S roof	OHS roof	Roof/HVAC TBD	Roof/HVAC TBD
		Point roof	OHS roof	Berbaum roof	Transportation roof	Forder roof	Beasley roof	OHS roof	Point roof		
			Trautwein roof		Berbaum roof	O/S gym HVAC	Trautwein roof	Trautwein roof	Berbaum roof		
Prop R Transportation Funds	Purchase 10 buses	Purchase 5 buses	Purchase 5 buses	Purchase 5 buses	Purchase 5 buses	Purchase 5 buses	Purchase 5 buses	Purchase 5 buses	Purchase 5 buses	Purchase 5 buses	Purchase 5 buses
Pres 5					2020-2021	2021-2022	2022-2023	2023-2024	2024-2025		
					Prop 5 passes	Work starts on bid package #1	Work starts on bid package #1	Work starts on bid package #1	Work starts on bid package #1		
					Design begins on bid package #1	Work starts on bid package #2	Work starts on bid package #2	Work starts on bid package #2	Work starts on bid package #2		
					Design begins on bid package #2	Work starts on bid package #3	Work starts on bid package #3	Work starts on bid package #3	Work starts on bid package #3		
					Design begins on bid package #3	Work starts on bid package #4	Work starts on bid package #4	Work starts on bid package #4	Work starts on bid package #4		
					Design begins on bid package #4	Design begins on bid package #5	Work starts on bid package #5	Work starts on bid package #5	Work starts on bid package #5		
					Design begins on bid package #5	Design begins on bid package #6	Work starts on bid package #6	Work starts on bid package #6	Work starts on bid package #6		
					Design begins on bid package #6	Design begins on bid package #7	Work starts on bid package #7	Work starts on bid package #7	Work starts on bid package #7		
					Design begins on bid package #7	Design begins on bid package #8	Work starts on bid package #8	Work starts on bid package #8	Work starts on bid package #8		
					Design begins on bid package #8	Design begins on bid package #9	Work starts on bid package #9	Work starts on bid package #9	Work starts on bid package #9		
						M/S & OHS baseball fields	M/S roof	Beasley HVAC	Berbaum fence		
						Forder HVAC	O/S roof	Berbaum fence	Berbaum roof		
							Rovers HVAC	LCFC HVAC	LCFC HVAC		
								M/S HVAC	M/S HVAC		

## **9. REPLACEMENT SCHEDULE**

**Mehlville School District**  
**Bus Fleet - Replacement Schedule (see Note 3)**  
**Budget 2022-23**

2021-22 Bus Fleet (see Note 1)				16 Year Life Cycle Purchase Plan (see Note 2)					
Bus Qty	Model Year	Delivery Date	16 Year Replacement Date	Fiscal Year	Delivery	# Buses Bought	# Buses >16 Yrs Old	(2% inflation)	
								Bus Unit Cost	Total Bus Cost
				2008-09		4			
				2009-10		-			
				2010-11		-			
				2011-12		-			
				2012-13		-			
				2013-14		12 (1 new, 11 used)			
				2014-15		5			
				2015-16		-			
				2016-17		11		\$ 93,080	\$ 1,023,885
				2017-18		7		\$ 82,242	\$ 575,694
				2018-19		6		\$ 86,171	\$ 517,024
				2019-20		6	7	\$ 97,845	\$ 587,070
				2020-21		5	5	\$ 98,350	\$ 491,749
				2021-22		5	2	\$ 102,185	\$ 510,924
				1 2022-23	July 2022	5	-	\$ 110,010	\$ 550,049
				2 2023-24	July 2023	5	4	\$ 112,210	\$ 561,050
				3 2024-25	July 2024	5	2	\$ 114,454	\$ 572,271
				4 2025-26	July 2025	5	11	\$ 116,743	\$ 583,716
				5 2026-27	July 2026	5	6	\$ 119,078	\$ 595,391
				6 2027-28	July 2027	5	2	\$ 121,460	\$ 607,299
				7 2028-29	July 2028	5	(2)	\$ 123,889	\$ 619,445
				8 2029-30	July 2029	5	(6)	\$ 126,367	\$ 631,833
				9 2030-31	July 2030	5	(7)	\$ 128,894	\$ 644,470
				10 2031-32	July 2031	5	(12)	\$ 131,472	\$ 657,359
				11 2032-33	July 2032	5	(7)	\$ 134,101	\$ 670,507
				12 2033-34	July 2033	5	(5)	\$ 136,783	\$ 683,917
				13 2034-35	July 2034	5	(4)	\$ 139,519	\$ 697,595
				14 2035-36	July 2035	5	(3)	\$ 142,309	\$ 711,547
				15 2036-37	July 2036	5	(3)	\$ 145,156	\$ 725,778
				16 2037-38	July 2037	5	1		
						80		Purchases from FY23 thru FY38	
82	Total								
(see Note 1)				(see Note 2)					

**Note 1:** This section represents the bus fleet once the new year buses are purchased and old buses are sold. The number of buses by model year show the age of our fleet. **Industry recommends optimal bus replacement is after 14 years.** The district replacement target is 16 years due to historical budget constraints. If buses are not replaced timely, there are two negative consequences. First, child safety is at risk due to higher rates of buses stranded on the road. Secondly, older buses cost more since repair costs exceed the average annual bus cost when spreading the purchase price over a 16 year life cycle. Additionally, it is important to remember that DESE reimburses about 25% of the cost of buses over an 8 year period, so the average cost to the district is even lower. The replacement date column shows when each model year should be replaced to stay within the 16 year target.

**Note 2:** The life cycle purchase plan shows how many buses should be purchased each year, the date of the purchase, and how many buses in the fleet remain > 16 years old. Note that some future years show negative buses > 16 years. **That does NOT mean buses should not be purchased - they should .** It means that buses replaced in those years are merely 16 years old instead of 17 or more years old. **Remember in Note 1, industry standard is 14 years, so we are still more cost effective to be replacing 15 and 16 year old buses when opportunity allows.**

**Note 3:** Note that 1 new bus was purchased from FY10 - FY14. The next 5 years (FY15-FY19), 29 new buses were purchased. It is critical to appropriate funds for future bus purchases according to this plan to avoid future "catch-up" like the past. **The district should never again have a 5 year variance of 29-1.** It is strongly recommended in the future that a permanent, restricted capital levy be established to fund this cost.

**Mehlville School District**  
**Non-Bus Fleet Vehicle Replacement Schedule**  
**Budget FY23**

<u>Dept</u>	<u>Vehicle #</u>		<u>FY23</u>	<u>FY24</u>	<u>FY25</u>	<u>FY26</u>	<u>FY27</u>	<u>FY28</u>	<u>FY29</u>
Facilities	215	Box Truck	80,000						
Facilities	239	Van	30,000						
Facilities	227	Dump truck	87,000						
Facilities	228	Box truck	75,000						
Facilities	231	Van		27,500					
Facilities	226	Box truck		75,000					
Facilities	240	Van		26,000					
Facilities	242	Van		28,000					
Facilities	205	Truck			36,000				
Facilities	225	Truck			37,000				
Facilities	241	Van				28,000			
Facilities	220	Van				26,000			
Facilities	214	Dump truck					105,000		
Facilities	238	Van						25,000	
Facilities	212	Van						26,000	
Facilities	221	Van							26,000
Facilities	201	Van							28,000
sub-total			272,000	156,500	73,000	54,000	105,000	51,000	54,000
Transportation	186	Fuel Truck	90,000						
Transportation	V-1	Truck		50,000					
Transportation	V-5	Truck					26,000		
IT	Tech 4	Van	29,000						
IT	Tech 5	Van		28,000					
IT	Tech 6	Van			28,000				
Grand Total			391,000	234,500	101,000	54,000	131,000	51,000	54,000

Note: Costs are listed at current estimated values. Future years can be assumed to increase about 2% per year for inflation.



Mehlville School District  
 FY23 Budget - Facilities Non-Bus Fleet @ January 2022  
 32 Vehicles + Spares

10 years or less AND under #100K miles  
 Over 10 years OR over #100K miles  
 Over 15 years OR over #150K miles  
 Over 20 years OR over #200K miles

12/31/2021 Estimated

	VEHICLE	YEAR	MAKE	MODEL	VIN NUMBER	ASSIGNED TO	Mileage	Replace
1	239	2007	FORD	E-150 VAN	1FTNE14W27DA22015	Lou Scott	158,231	FY23
2	215	2010	FORD	E450 Super Duty Cutaway	1FDXE4FL7ADA28053	Erich Mueller	116,954	FY23
3	227	2001	GMC	C-8500 DUMP	1GDP7H1C11J501357	Dump Truck (Salt/Plow)	54,720	FY23
4	228	2006	FORD	E-350 CUTAWAY	1FDSE35L66DA09894	Scott McCrea	120,136	FY23
5	231	2006	FORD	E-350 VAN	1FTSS34L76DA11233	Dave Smith	80,937	FY24
6	226	2004	FORD	E-350 BOX VAN	1FDWE35L14HA46147	Keith/Scott Carpenters	96,030	FY24
7	240	2007	FORD	E-250 VAN	1FTNS24W97DA28313	John White	104,902	FY24
8	242	2008	FORD	E-350 VAN	1FMNE11L38DA73286	Randy Smith	124,567	FY24
9	205	2002	CHEV.	K-2500 HD 4X4	1GCHK24UX2Z148581	Karl Boesing (Plow)	124,238	FY25
10	225	2009	FORD	SD F350 4x4 CREW	1FTWW31539EA88062	Grounds 4-Door Pick Up	69,898	FY25
11	241	2008	FORD	E-350 VAN	1FTSS34L68DA73287	Robert Brewer	72,381	FY26
12	220	2009	FORD	E-250 EXT VAN	1FTNS24L79DA40341	Aaron Brown	72,857	FY26
13	214	2000	sterling	DUMP	2FWKAJCB21AH38979	Dump Truck	155,204	FY27
14	238	2009	FORD	ESCAPE 4WD	1FMCU92749KB86199	Russ Suda	80,112	FY28
15	212	2012	CHEV.	G-2500 EXPRESS	1GCWGFCA4C1188968	Joe Copping	79,973	FY28
16	221	2012	CHEV.	G-2500 EXPRESS	1GCWGFCA8C1191792	Matt Rellergert	70,532	FY29
17	201	2013	CHEV.	G-3500 EXPRESS	1GCZGUCG6D1167692	Darrell Sewell	73,934	FY29
18	217	2015	CHEV.	G23705	1GCWGBFG1G1118195	Rich Sabo	26,343	FY30
19	216	2016	CHEV.	3500 SILVERADO	1GCOKYEG5GZ427226	Grounds Pick-up (Plow)	40,148	FY30
20	222	2016	CHEV.	1500 SILVERADO	1GCNKNEC9GZ397293	John Tucker	18,589	FY31
21	224	2016	CHEV.	3500 SILVERADO	1GCOKYEG5G2303649	Mark Benack (Plow)	33,543	FY31
22	233	2016	CHEV.	3500 SILVERADO	1GCOKYEG9GZ427259	Grounds Pick-up (Plow)	36,954	FY32
23	244	2017	CHEV.	EXPRESS 3500	1GCZGHFG6H1114242	Mike Mankus	32,723	FY32
24	245	2017	CHEV.	EXPRESS 3500	1GCZGHFG0H1166899	Joe Gipson	19,310	FY33
25	246	2018	CHEV.	EXPRESS 3500	1GCZGHFG3J1332130	Chad Schmidt	28,010	FY33
26	247	2018	CHEV.	EXPRESS 3500	1GCZGHFG2J1343457	Jim Lawson	19,599	FY34
27	204	2019	CHEV.	Econoline Express 3500	1GCZGHFG2K1281382	Pete Frisella	8,206	FY34
28	232	2019	CHEV.	EXPRESS G2	1GCWGAFG2K1242186	Michelle Loeffler	34,084	FY35
29	237	2019	CHEV.	SILVERADO 2500 4WD	1GC1KREG7KF128132	Mike Gegg (Plow)	13,670	FY35
30	207	2020	CHEV.	EXPRESS 3500 Extend	1GCZGHFG9L1238076	Adam Austerman	7,668	FY36
31	243	2020	CHEV.	Silverado 2500 HD	1GC1YLE79LF182190	Grounds Pick-up (Plow)	9,062	FY37
32	223	2020	RAM	Dump Truck	3C7WRNBLXLG220530	Dump Truck	3,490	FY40
33	211	1990	IHC	S1900 STK. TRUCK	1HTSAZRM5LH684603	White Stake Truck	107,273	spare
34	235	1993	GMC	TOP KICK STAKE	1GDL7H1J6PJ502719	Stake Truck	45,915	spare
35	208	1998	CHEV.	K-3500 4X4	1GCHK34R4WF025755	Spare snow plow	185,404	spare
36	203	2000	CHEV.	G-3500 VAN	1GCHG39R5Y1146921	Night custodian/Summer	132,518	spare
37	209	2002	CHEV.	G-3500 VAN	1GCHG39RX21118135	Summer painters	134,196	spare
38	202	2004	FORD	E-250 VAN	1FTSS34L24HA53508	Summer painters	98,841	spare
39	218	2004	FORD	E-250 VAN	1FTNS24L54HA46141	Summer help	147,374	spare
	206				Not used			
	210				Not used			
	213				Not used			
	219				Not used			
	229				Not used			
	230				Not used			
	234				Not used			
	236				Not used			

Mehlville School District  
 FY23 Budget - Other Non-Bus Fleet @ January 2022

10 years or less AND under #100K miles
Over 10 years OR over #100K miles
Over 15 years OR over #150K miles
Over 20 years OR over #200K miles

12/31/2021 Estimated

VEHICLE	YEAR	MAKE	MODEL	VIN NUMBER	ASSIGNED TO	Mileage	Replace
---------	------	------	-------	------------	-------------	---------	---------

**TRANSPORTATION**

1	186	1986	IHC	S-1900 Fueling Truck	1HTLDTVN1GHA18533	Fuel man	Over 400K	FY23
2	V-1	2000	GMC	K-3500 4x4 Util Bed	1GTHK34J6YR201149	Shop	64,990	FY24
3	V-5	2007	FORD	Ranger Truck	1FTYR14D77PA62542	Office staff	52,243	FY27
4	V-3	2016	CHEV.	3500 Silverado SRW	1GB3KYC89GZ272547	Shop	14,110	FY36
5	V-2	2020	CHEV.	2500HD Silverado	1GC4YLE77LF153087	Office staff	4,101	FY40
6	V-4	1990		K-3500 4x4 Dual	1GCHK34J8LE175668	Shop	62,497	no replace

Note: Most vehicles life is estimated at 20 years due to low mileage.

**I.T.**

7	TECH-4	2002	FORD	E-150 Van	1FTRE14L02HA15590	John Nguyen	100,620	FY23
8	TECH-5	2006	FORD	E-150 Van	1FTRE14W16HA08597	Denis Oric	80,886	FY24
9	TECH-6	2007	FORD	E-150 Van	1FTNE14W37DA38675	Jack Giddens	52,977	FY25
10	TECH-1	2017	CHEV.	Equinox	2GNALBEK2H1539552	Ryan Hafertepe	42,512	FY35
11	TECH-7	2018	CHEV	G-2500 Express	1GCWGBFG1J1176010	Barry Rabin	22,636	FY36

Note: Most vehicles life is estimated at 18 years due to low mileage.

**Food Service**

12	400	2017	CHEV	G-3500 VAN	1GCZGHFG3H1123089	Dwayne	62,690	FY30
13	600	2019	ISUZU	FTR Box Truck	54DK6S163KSG00250	Steve	30,325	FY34
	Old bus#21	2002	Bluebird	Food Truck	1BABHCPHX2F203115			no replace

Note: Vehicle life is based on motor life due to higher mileage compared to low mileage vehicles above.

**COMMUNITY ED**

14	1	2014	CHEV	CRUZ	1G1PA5SH1E7455667	Driver's Ed - Mehlville	20,160	FY24
15	2	2020	CHEV	TRAX	KL7CJCSB0LB051234	Driver's Ed - Mehlville	2,001	FY30

## FY23 Budget - Food Service Equipment Replacement Plan

School	FY23	Cost	FY24	Cost	FY25	Cost	FY26	Cost
<b>Beasley</b>	new ceiling	\$ 69,000						
	serving line	\$ 61,398						
<b>Bierbaum</b>	walk-ins	\$ 46,964						
<b>Blades</b>	serving line	\$ 85,436						
	Combi oven	\$ 18,500						
	walk-ins	\$ 61,553						
<b>Forder</b>								
<b>Hagemann</b>	Combi oven	\$ 18,500						
<b>MOSAIC</b>								
<b>OES</b>								
<b>Point</b>								
<b>Rogers</b>	serving line	\$ 63,522						
	2 door cooler	\$ 5,038						
	single door freezer	\$ 4,335						
<b>Trautwein</b>	serving line	\$ 62,703						
<b>Wohlwend</b>	serving line	\$ 73,819						
<b>Bernard</b>								
<b>Buerkle</b>								
<b>OMS</b>	milk cooler	\$ 9,884						
<b>WMS</b>	serving line	\$ 84,750	combi ovenx2	\$ 45,000				
<b>MHS</b>			kitchen remodel	\$ 500,000				
			bid fall 23					
<b>OHS</b>			combi oven x2	\$ 45,000				
<b>Office</b>					Food trailer	\$ 100,000		
<b>Estimated Cost</b>		\$ 665,402		\$ 590,000		\$ 100,000		\$ -

# FY23 Budget - IT Equipment Replacement Target

Device	Life Span (yrs)	Qty On Hand	FY22-23	FY23-24	FY24-25	FY25-26	FY26-27
SmartBoards	10	296		\$105,000	\$105,000	\$105,000	\$105,000
Wireless Controllers	7	3		51,000	-	-	
Network Switches	10	140	8,000	-	-	630,000	
Firewall	4	2	-		170,000	-	
Servers	8	1	95,000	-	-	-	100,000
Data Storage Backup	8	2	110,000	-	115,000	-	125,000
Laptops	5	805	80,000	80,000	80,000	80,000	80,000
Phone Operating System 10.0	3	1	-	-	25,000	-	
Back up Power Supplies	6	51	10,200	10,200	11,500	11,500	
<b>(Accnt 6543) Total</b>	<b>See Note 1</b>		<b>\$303,200</b>	<b>\$246,200</b>	<b>\$506,500</b>	<b>\$826,500</b>	<b>\$410,000</b>

	Life Span (yrs)	Qty On Hand	FY22-23	FY23-24	FY24-25	FY25-26	FY26-27
Desktop Computers	5	1890	\$250,000	\$205,000	\$205,000	\$205,000	\$205,000
Chromebooks	4	12820	785,000	795,000	805,000	815,000	820,000
Ipads	5	440	4,500	4,500	4,500	4,500	4,500
Projectors	7	681	42,000	45,000	47,000	49,000	51,000
Printers	8	329	18,600	18,600	17,500	18,000	19,500
Access Points	7	748	71,250	10,500	36,625	77,250	42,600
Cameras	8	372	22,075	24,000	26,200	28,000	30,100
<b>Total</b>	<b>See Note 2</b>		<b>\$1,193,425</b>	<b>\$1,102,600</b>	<b>\$1,141,825</b>	<b>\$1,196,750</b>	<b>\$1,172,700</b>

**Grand Total** **\$1,496,625** **\$1,348,800** **\$1,648,325** **\$2,023,250** **\$1,582,700**

\*This proposed refresh cycle projects out the estimated life span of each piece of equipment listed and will be further updated each year.

\*Fiscal year projections currently extend only to estimated life span of devices and will be updated as data is collected on longevity of devices.

\*These are very rough estimates with amounts updated and revised each year with the goal being efficient, effective technology.

\*These figures are derived with the goal of effectively replacing current supported technology.

\*Current budget funding is projected to meet future technology needs.

Note 1> These items are capital expenses that fluctuate significantly from year to year and require capital funding.

Note 2> These items are operating expenses that are budgeted within the normal IT operating budget and normally have less volatility.

# **10. HISTORICAL DATA**

**MEHLVILLE SCHOOL DISTRICT  
HISTORY OF FUND BALANCES  
(IN THOUSANDS)**

<u>Fiscal Year</u>	<u>#110 General</u>	<u>#120 Teachers</u>	<u>Operating Funds</u>	<u>Reserve Balance</u>	<u>#500 Food Service</u>	<u>#600 Activity</u>	<u>#700 Athletics</u>	<u>#300 Debt Service</u>	<u>#410 Capital</u>	<u>#450 COPS</u>	<u>Grand Total</u>
2021	\$ 32,324	\$ 3,842	\$ 36,166	36.2%	\$ 1,400	\$ 1,290	\$ 198	\$ -	\$ 40,560	\$ -	\$ 79,614
2020	\$ 35,502	\$ 484	\$ 35,986	36.2%	\$ 663	\$ 1,329	\$ 230	\$ -	\$ 214	\$ 2,971	\$ 41,393
2019	\$ 29,258	\$ 841	\$ 30,099	30.3%	\$ 966	\$ 1,298	\$ 231	\$ -	\$ 2,229	\$ 4,925	\$ 39,748
2018	\$ 26,226	\$ 1,341	\$ 27,567	28.8%	\$ 1,089	\$ 1,231	\$ 256	\$ -	\$ 2,374	\$ 6,079	\$ 38,596
2017	\$ 23,681	\$ 1,205	\$ 24,886	26.7%	\$ 1,285	\$ 1,258	\$ 221	\$ -	\$ 2,622	\$ 5,659	\$ 35,931
2016	\$ 17,416	\$ 4,429	\$ 21,845	25.0%	\$ 1,116	\$ 1,221	\$ 213	\$ 659	\$ 1,380	\$ 7,320	\$ 33,754
2015	\$ 15,831	\$ 3,536	\$ 19,367	21.3%	\$ 988	\$ 1,175	\$ 175	\$ 575	\$ 336	\$ 6,815	\$ 29,431
2014	\$ 12,351	\$ 8,629	\$ 20,980	23.7%	\$ 1,074	\$ 1,349	\$ 202	\$ 615	\$ 720	\$ 7,026	\$ 31,966
2013	\$ 11,676	\$ 8,632	\$ 20,308	23.7%	\$ 990	\$ 1,333	\$ 180	\$ 658	\$ 865	\$ 7,189	\$ 31,523
2012	\$ 11,548	\$ 8,202	\$ 19,750	22.6%	\$ 1,224	\$ 1,235	\$ 135	\$ 656	\$ 1,119	\$ 4,641	\$ 28,760
2011	\$ 8,815	\$ 6,122	\$ 14,937	17.5%	\$ 1,296	\$ 1,073	\$ 88	\$ 625	\$ 1,202	\$ 6,651	\$ 25,872
2010	\$ 6,840	\$ 5,866	\$ 12,706	15.1%	\$ 1,099	\$ 956	\$ 64	\$ 632	\$ 1,166	\$ 6,427	\$ 23,050
2009	\$ 5,707	\$ 6,840	\$ 12,547	15.8%	\$ 702	\$ 876	\$ 95	\$ 553	\$ 1,014	\$ 6,152	\$ 21,939
2008	\$ 5,096	\$ 5,773	\$ 10,869	13.5%	\$ 419	\$ 936	\$ 75	\$ 5,464	\$ 1,339	\$ 4,993	\$ 24,095
2007	\$ 5,271	\$ 5,365	\$ 10,636	14.2%	\$ 342	\$ 1,007	\$ 72	\$ 4,628	\$ 1,531	\$ 3,540	\$ 21,756
2006	\$ 3,794	\$ 3,256	\$ 7,050	9.5%	\$ 405	\$ 1,067	\$ 58	\$ 4,263	\$ 1,738	\$ 2,002	\$ 16,583
2005	\$ 2,696	\$ 2,476	\$ 5,172	7.1%	\$ 423	\$ 887	\$ 27	\$ 3,048	\$ 1,579	\$ 1,621	\$ 12,757
2004	\$ 1,262	\$ 2,132	\$ 3,394	4.6%	\$ 493	\$ 848	\$ 13	\$ 1,904	\$ 1,132	\$ 1,667	\$ 9,451
2003	\$ 1,477	\$ 3,065	\$ 4,542	6.5%	\$ 827	\$ 654	\$ (23)	\$ 1,458	\$ 1,015	\$ 4,502	\$ 12,975
2002	\$ 2,078	\$ 2,387	\$ 4,465	6.7%	\$ 1,047	\$ 620	\$ 1	\$ 1,181	\$ 1,295	\$ 5,463	\$ 14,072
2001	\$ 1,689	\$ 1,796	\$ 3,485	5.4%	\$ 980	\$ 618	\$ (25)	\$ 853	\$ 1,699	\$ -	\$ 7,610
2000	\$ 1,819	\$ 1,525	\$ 3,344	5.2%	\$ 972	\$ 513	\$ 15	\$ 810	\$ 1,764	\$ -	\$ 7,418

**Mehville School District  
Revenue History**

REVENUES (000's)	Actual	Actual	Actual	Actual	Actual	Actual	Actual	Actual	Actual
	<u>FY2021</u>	<u>FY2020</u>	<u>FY2019</u>	<u>FY2018</u>	<u>FY2017</u>	<u>FY2016</u>	<u>FY2015</u>	<u>FY2014</u>	<u>FY2013</u>
Current Taxes	\$ 76,131	\$ 76,071	\$ 73,363	\$ 72,843	\$ 71,097	\$ 61,732	\$ 60,890	\$ 60,478	\$ 61,291
Delinquent Taxes	1,128	1,584	1,173	833	352	949	459	734	734
Prop C Sales Tax	10,092	9,709	9,908	9,666	9,529	9,300	9,129	8,461	7,939
Fin Inst Taxes	81	200	144	179	166	116	86	129	96
M & M Surtax	1,883	2,020	1,687	1,712	1,603	1,551	1,579	1,641	1,584
Earnings on Invest.	48	642	813	458	219	73	29	38	86
Food Service-Program	121	1,320	1,550	1,435	1,404	1,283	1,215	1,178	1,151
Food Service-Non-Pro	32	441	648	681	617	773	810	854	850
Student Activities	669	1,400	2,100	2,170	2,268	2,056	2,023	2,244	2,037
Community Service	212	338	399	408	405	384	419	447	982
VICC	1,573	1,752	1,863	1,987	2,294	2,504	2,446	2,752	2,867
Other	194	282	382	342	771	656	597	573	749
<b>Total Local</b>	<b>\$ 92,164</b>	<b>\$ 95,759</b>	<b>\$ 94,030</b>	<b>\$ 92,714</b>	<b>\$ 90,725</b>	<b>\$ 81,377</b>	<b>\$ 79,682</b>	<b>79,529</b>	<b>80,366</b>
Fines etc	\$ 75	\$ 151	\$ 80	\$ 96	\$ 104	\$ 103	\$ 116	210	134
State Assessed Util	1,633	1,638	1,504	1,647	1,539	1,631	1,584	1,495	1,417
<b>Total County</b>	<b>\$ 1,708</b>	<b>\$ 1,789</b>	<b>\$ 1,584</b>	<b>\$ 1,743</b>	<b>\$ 1,643</b>	<b>\$ 1,734</b>	<b>\$ 1,700</b>	<b>1,705</b>	<b>1,551</b>
Basic Formula	\$ 11,002	\$ 13,413	\$ 12,997	\$ 11,462	\$ 11,286	\$ 11,158	\$ 10,312	10,163	7,835
Transportation	813	780	859	736	659	824	973	823	780
Early Childhood	3,938	3,777	3,423	2,859	2,730	2,888	2,451	2,676	2,453
Classroom Trust	3,807	2,996	3,815	3,831	3,751	3,647	3,678	3,795	3,506
Educational Screen (PAT)	195	236	203	177	155	143	142	161	160
Career Education	32	36	20	21	51	48	99	36	28
Food Service	31	30	28	30	29	29	30	28	29
Enhancement Grant	8	-	-	-	-	22	49	67	51
Other	17	22	6	7	22	8	8	10	4
<b>Total State</b>	<b>\$ 19,843</b>	<b>\$ 21,290</b>	<b>\$ 21,351</b>	<b>\$ 19,123</b>	<b>\$ 18,683</b>	<b>\$ 18,767</b>	<b>\$ 17,742</b>	<b>17,759</b>	<b>14,846</b>
Medicaid	193	150	125	105	68	63	70	87	44
Vocational Edu (Perkins)	134	125	115	120	112	163	98	108	67
Early Childhood	62	66	71	399	400	166	521	297	392
School Lunch	2,212	1,100	1,282	1,336	1,346	1,315	1,276	1,358	1,258
School Breakfast	816	309	312	314	320	254	261	270	265
Title I	720	945	939	996	1,092	1,133	1,277	1,202	1,337
Title III	207	241	139	200	159	161	102	171	150
Title II	128	198	212	305	232	279	301	226	424
Other	2,563	-	60	11	28	87	70	61	29
<b>Total Federal</b>	<b>\$ 7,035</b>	<b>\$ 3,134</b>	<b>\$ 3,255</b>	<b>\$ 3,786</b>	<b>\$ 3,757</b>	<b>\$ 3,621</b>	<b>\$ 3,976</b>	<b>3,780</b>	<b>3,966</b>
Sale of Property	\$ 23	\$ 24	\$ 11	\$ 24	\$ 46	\$ 1	\$ 11	14	5
Tuition - Riverview	37,709	15	67	91	496	645	907	1,245	-
Contracted Educational	241	289	303	534	535	492	460	378	468
Trans From Others	1,006	1,184	1,278	1,198	1,114	1,042	1,152	1,071	1,234
<b>Total Other</b>	<b>\$ 38,979</b>	<b>\$ 1,512</b>	<b>\$ 1,659</b>	<b>\$ 1,847</b>	<b>\$ 2,191</b>	<b>\$ 2,180</b>	<b>\$ 2,530</b>	<b>2,708</b>	<b>1,707</b>
<b>GRAND TOTAL</b>	<b>\$ 159,729</b>	<b>\$ 123,484</b>	<b>\$ 121,879</b>	<b>\$ 119,213</b>	<b>\$ 116,999</b>	<b>\$ 107,679</b>	<b>\$ 105,630</b>	<b>\$ 105,481</b>	<b>\$ 102,436</b>

	# Years 9	# Years 8	# Years 7	# Years 6	# Years 5				
Per year avg change since 2013	<b>5.71%</b>	<b>2.71%</b>	<b>2.94%</b>	<b>3.08%</b>	<b>3.38%</b>				
Change	\$ 36,245	\$ 1,605	\$ 2,666	\$ 2,214	\$ 9,320	\$ 2,049	\$ 149	\$ 3,045	\$ (584)
Change	29.4%	1.3%	2.2%	1.9%	8.7%	1.9%	0.1%	3.0%	-0.6%

**Mehville School District  
Revenue History**

<u>Revenues by Source</u>	<u>FY2021</u>	<u>FY2020</u>	<u>FY2019</u>	<u>FY2018</u>	<u>FY2017</u>	<u>FY2016</u>	<u>FY2015</u>	<u>FY2014</u>	<u>FY2013</u>
Local	92,164	95,759	94,030	92,714	90,725	81,377	79,682	79,529	80,366
County	1,708	1,789	1,584	1,743	1,643	1,734	1,700	1,705	1,551
State	19,843	21,290	21,351	19,123	18,683	18,767	17,742	17,759	14,846
Federal	7,035	3,134	3,255	3,786	3,757	3,621	3,976	3,780	3,966
Other	38,979	1,512	1,659	1,847	2,191	2,180	2,530	2,708	1,707
<b>Total</b>	<b>159,729</b>	<b>123,484</b>	<b>121,879</b>	<b>119,213</b>	<b>116,999</b>	<b>107,679</b>	<b>105,630</b>	<b>105,481</b>	<b>102,436</b>
Local	57.7%	77.5%	77.2%	77.8%	77.5%	75.6%	75.4%	75.4%	78.5%
County	1.1%	1.4%	1.3%	1.5%	1.4%	1.6%	1.6%	1.6%	1.5%
State	12.4%	17.2%	17.5%	16.0%	16.0%	17.4%	16.8%	16.8%	14.5%
Federal	4.4%	2.5%	2.7%	3.2%	3.2%	3.4%	3.8%	3.6%	3.9%
Other	24.4%	1.2%	1.4%	1.5%	1.9%	2.0%	2.4%	2.6%	1.7%
<b>Total</b>	<b>100.0%</b>	<b>100.0%</b>	<b>100.0%</b>	<b>100.0%</b>	<b>100.0%</b>	<b>100.0%</b>	<b>100.0%</b>	<b>100.0%</b>	<b>100.0%</b>

<u>Revenues by Fund</u>	<u>FY2021</u>	<u>FY2020</u>	<u>FY2019</u>	<u>FY2018</u>	<u>FY2017</u>	<u>FY2016</u>	<u>FY2015</u>	<u>FY2014</u>	<u>FY2013</u>
110 General	33,463	40,368	39,083	36,895	40,005	29,846	33,045	29,269	27,973
120 Teacher	72,173	66,584	64,729	63,297	58,132	60,157	56,419	59,909	58,337
500 Food Service	4,042	3,215	3,847	3,808	3,716	3,652	3,593	3,687	3,554
600 Activity	398	977	1,428	1,502	1,547	1,563	1,560	1,749	1,574
700 Athletics	165	374	440	510	522	493	462	495	463
410 Capital	39,892	2,247	2,691	3,601	3,660	2,356	2,004	1,833	2,022
300 Debt Service	-	-	-	-	-	686	547	532	566
450 COP's	9,596	9,719	9,661	9,600	9,417	8,926	8,000	8,007	7,947
<b>Total</b>	<b>159,729</b>	<b>123,484</b>	<b>121,879</b>	<b>119,213</b>	<b>116,999</b>	<b>107,679</b>	<b>105,630</b>	<b>105,481</b>	<b>102,436</b>
110 General	20.9%	32.7%	32.1%	30.9%	34.2%	27.7%	31.3%	27.7%	27.3%
120 Teacher	45.2%	53.9%	53.1%	53.1%	49.7%	55.9%	53.4%	56.8%	56.9%
300 Debt Service	0.0%	0.0%	0.0%	0.0%	0.0%	0.6%	0.5%	0.5%	0.6%
410 Capital	25.0%	1.8%	2.2%	3.0%	3.1%	2.2%	1.9%	1.7%	2.0%
450 COP's	6.0%	7.9%	7.9%	8.1%	8.0%	8.3%	7.6%	7.6%	7.8%
500 Food Service	2.5%	2.6%	3.2%	3.2%	3.2%	3.4%	3.4%	3.5%	3.5%
600 Activity	0.2%	0.8%	1.2%	1.3%	1.3%	1.5%	1.5%	1.7%	1.5%
700 Athletics	0.1%	0.3%	0.4%	0.4%	0.4%	0.5%	0.4%	0.5%	0.5%
<b>Total</b>	<b>100.0%</b>	<b>100.0%</b>	<b>100.0%</b>	<b>100.0%</b>	<b>100.0%</b>	<b>100.0%</b>	<b>100.0%</b>	<b>100.0%</b>	<b>100.0%</b>

Key Events

FY14 - Full day Kindergarten was implemented which increased WADA

FY14 - Riverview Gardent student tuition revenue started

FY17 - Prop R revenue netted \$8.1M from 49 cents tax increase (which means revenue increased 8.3% instead of .8%)

FY17 - Prop A revenue of 4 cents replaced the debt service 4 cents

FY20 - Covid 19 closed the school 45 days for a 129 day school year. Revenue shortfalls in formula, sales tax, and transportation.

FY21 - Prop S funds of \$37.7M were received into the Capital Fund.



## Mehlville School District

### Expense History

EXPENSE (000's)	Actual	Actual	Actual	Actual	Actual	Actual	Actual	Actual	Actual
	FY2021	FY2020	FY2019	FY2018	FY2017	FY2016	FY2015	FY2014	FY2013
Certified Salaries	\$ 54,236	\$ 52,581	\$ 51,110	\$ 48,884	\$ 47,830	\$ 45,933	\$ 47,735	\$ 46,787	\$ 45,572
Non-Certified Salaries	15,425	15,465	15,200	14,974	14,510	13,952	14,621	14,309	14,199
<b>Total Salaries</b>	<b>69,661</b>	<b>68,046</b>	<b>66,310</b>	<b>63,858</b>	<b>62,340</b>	<b>59,885</b>	<b>62,356</b>	<b>61,096</b>	<b>59,771</b>
Teacher Retirement	8,421	8,205	7,990	7,706	7,601	7,290	7,586	7,365	7,093
Non-Teacher Retirement	1,198	1,185	1,160	1,102	1,060	1,037	1,084	1,031	1,010
Social Security	1,012	1,011	1,001	965	911	883	935	922	909
Medicare	974	951	928	892	867	832	864	838	818
Medical-Dental Etc	8,261	8,276	8,292	8,167	8,093	7,903	8,192	7,620	6,741
Work Comp/Unemploy	602	479	473	439	406	407	393	351	376
<b>Total Benefits</b>	<b>20,468</b>	<b>20,107</b>	<b>19,844</b>	<b>19,271</b>	<b>18,938</b>	<b>18,352</b>	<b>19,054</b>	<b>18,127</b>	<b>16,947</b>
Tuition	769	383	375	487	403	346	396	378	416
Professional Services	568	707	756	748	120	216	177	142	164
Audit	13	13	13	13	13	12	12	12	12
Technical Services	404	312	548	365	737	576	515	473	452
Legal Services	18	11	31	56	64	74	78	146	47
Property Services	1,364	1,582	1,552	1,376	1,373	1,314	1,233	1,411	1,236
Contracted Trans	94	234	404	453	195	183	227	121	93
Travel	285	690	1,053	906	951	158	181	98	117
Property Insurance	468	441	427	419	401	416	403	361	374
Liability Insurance	467	438	426	427	407	427	410	374	386
Fidelity	-	-	1	1	2	2	2	2	2
Other Purch Services	862	931	944	914	955	935	875	890	879
<b>Total Purchased Services</b>	<b>5,312</b>	<b>5,742</b>	<b>6,530</b>	<b>6,165</b>	<b>5,621</b>	<b>4,659</b>	<b>4,509</b>	<b>4,408</b>	<b>4,178</b>
General Supplies	2,102	2,087	2,079	2,054	1,608	1,647	1,748	1,457	1,548
One - to- One	741	858	919	650	500	-	500	515	499
Regular Textbooks	961	837	1,501	1,295	1,307	386	366	422	421
Library Books	105	150	169	162	151	-	111	107	117
Periodicals	46	45	34	23	25	-	9	9	10
Food Supplies	1,039	1,404	1,596	1,607	1,600	1,630	1,578	1,592	1,469
Energy	2,095	2,249	2,717	2,686	2,379	2,407	2,673	2,776	2,653
Other	2,096	2,609	3,076	3,590	4,371	4,029	3,957	3,778	3,489
<b>Total Supplies</b>	<b>9,185</b>	<b>10,239</b>	<b>12,091</b>	<b>12,067</b>	<b>11,941</b>	<b>10,099</b>	<b>10,942</b>	<b>10,656</b>	<b>10,206</b>
Building	2,842	3,825	2,807	3,193	2,198	257	725	791	907
Site Improvement	376	877	675	680	191	143	272	168	928
Equip- General	424	311	623	658	261	192	310	217	182
Equip- Instructional	207	207	197	178	113	70	204	257	124
Vehicles	116	105	200	86	131	117	-	48	27
School Buses	492	587	517	958	1,129	111	544	80	-
<b>Total Capital</b>	<b>4,457</b>	<b>5,912</b>	<b>5,019</b>	<b>5,753</b>	<b>4,023</b>	<b>890</b>	<b>2,055</b>	<b>1,561</b>	<b>2,168</b>
Principal	12,147	11,303	10,103	8,457	10,759	7,828	7,266	6,425	3,549
Interest	269	478	815	964	1,188	1,632	1,971	2,750	2,852
Other Debt Service	10	12	15	13	12	11	12	15	1
<b>Total Debt Service</b>	<b>12,426</b>	<b>11,793</b>	<b>10,933</b>	<b>9,434</b>	<b>11,959</b>	<b>9,471</b>	<b>9,249</b>	<b>9,190</b>	<b>6,402</b>
<b>TOTAL ALL</b>	<b>\$ 121,509</b>	<b>\$ 121,839</b>	<b>\$ 120,727</b>	<b>\$ 116,548</b>	<b>\$ 114,822</b>	<b>\$ 103,356</b>	<b>\$ 108,165</b>	<b>\$ 105,038</b>	<b>\$ 99,672</b>
	Year	Year	Year	Year	Year				
	9	8	7	6	5				
<b>Per year avg change since 2013</b>	<b>2.51%</b>	<b>2.91%</b>	<b>3.25%</b>	<b>3.18%</b>	<b>3.60%</b>				
Change	\$ (330)	\$ 1,112	\$ 4,179	\$ 1,726	\$ 11,466	\$ (4,809)	\$ 3,127	\$ 5,366	\$ (460)
Change	-0.3%	0.9%	3.6%	1.5%	11.1%	-4.4%	3.0%	5.4%	-0.5%
Purchased Services/Supplies	14,497	15,981	18,621	18,232	17,562	14,758	15,451	15,064	14,384
	<b>0.10%</b>	<b>1.52%</b>	<b>4.40%</b>	<b>4.86%</b>	<b>5.12%</b>				

## Mehlville School District

### Expense History

<u>Expenses by Object</u>	<u>FY2021</u>	<u>FY2020</u>	<u>FY2019</u>	<u>FY2018</u>	<u>FY2017</u>	<u>FY2016</u>	<u>FY2015</u>	<u>FY2014</u>	<u>FY2013</u>
Salaries	69,661	68,046	66,310	63,858	62,340	59,885	62,356	61,096	59,771
Benefits	20,468	20,107	19,844	19,271	18,938	18,352	19,054	18,127	16,947
Salaries & Benefits	90,129	88,153	86,154	83,129	81,278	78,237	81,410	79,223	76,718
Services/Supplies	14,497	15,981	18,621	18,232	17,562	14,758	15,451	15,064	14,384
Capital	4,457	5,912	5,019	5,753	4,023	890	2,055	1,561	2,168
Debt	12,426	11,793	10,933	9,434	11,959	9,471	9,249	9,190	6,402
<b>Total</b>	<b>121,509</b>	<b>121,839</b>	<b>120,727</b>	<b>116,548</b>	<b>114,822</b>	<b>103,356</b>	<b>108,165</b>	<b>105,038</b>	<b>99,672</b>
Salaries	57.3%	55.8%	54.9%	54.8%	54.3%	57.9%	57.6%	58.2%	60.0%
Benefits	16.8%	16.5%	16.4%	16.5%	16.5%	17.8%	17.6%	17.3%	17.0%
Services/Supplies	11.9%	13.1%	15.4%	15.6%	15.3%	14.3%	14.3%	14.3%	14.4%
Capital	3.7%	4.9%	4.2%	4.9%	3.5%	0.9%	1.9%	1.5%	2.2%
Debt	10.2%	9.7%	9.1%	8.1%	10.4%	9.2%	8.6%	8.7%	6.4%
<b>Total</b>	<b>100.0%</b>	<b>100.0%</b>	<b>100.0%</b>	<b>100.0%</b>	<b>100.0%</b>	<b>100.0%</b>	<b>100.0%</b>	<b>100.0%</b>	<b>100.0%</b>

<u>Expenses by Fund</u>	<u>FY2021</u>	<u>FY2020</u>	<u>FY2019</u>	<u>FY2018</u>	<u>FY2017</u>	<u>FY2016</u>	<u>FY2015</u>	<u>FY2014</u>	<u>FY2013</u>
110 General	36,642	32,374	34,041	32,600	31,990	28,261	29,564	28,594	27,845
120 Teacher	68,815	66,940	65,229	63,160	61,356	59,264	61,512	59,912	57,907
500 Food Service	3,305	3,498	3,678	3,597	3,470	3,499	3,561	3,575	3,457
600 Activity	436	947	1,361	1,528	1,509	1,518	1,734	1,733	1,476
700 Athletics	197	375	465	475	515	454	490	473	418
410 Capital	(453)	6,031	5,138	6,007	4,292	1,338	2,506	2,006	2,606
300 Debt Service	-	-	-	-	613	602	587	575	564
450 COP's	12,567	11,674	10,815	9,181	11,077	8,420	8,211	8,170	5,399
<b>Total</b>	<b>121,509</b>	<b>121,839</b>	<b>120,727</b>	<b>116,548</b>	<b>114,822</b>	<b>103,356</b>	<b>108,165</b>	<b>105,038</b>	<b>99,672</b>
110 General	30.2%	26.6%	28.2%	28.0%	27.9%	27.3%	27.3%	27.2%	27.9%
120 Teacher	56.6%	54.9%	54.0%	54.2%	53.4%	57.3%	56.9%	57.0%	58.1%
500 Food Service	2.7%	2.9%	3.0%	3.1%	3.0%	3.4%	3.3%	3.4%	3.5%
600 Activity	0.4%	0.8%	1.1%	1.3%	1.3%	1.5%	1.6%	1.6%	1.5%
700 Athletics	0.2%	0.3%	0.4%	0.4%	0.4%	0.4%	0.5%	0.5%	0.4%
410 Capital	-0.4%	4.9%	4.3%	5.2%	3.7%	1.3%	2.3%	1.9%	2.6%
300 Debt Service	0.0%	0.0%	0.0%	0.0%	0.5%	0.6%	0.5%	0.5%	0.6%
450 COP's	10.3%	9.6%	9.0%	7.9%	9.6%	8.1%	7.6%	7.8%	5.4%
<b>Total</b>	<b>100.0%</b>	<b>100.0%</b>	<b>100.0%</b>	<b>100.0%</b>	<b>100.0%</b>	<b>100.0%</b>	<b>100.0%</b>	<b>100.0%</b>	<b>100.0%</b>

#### Key Events

Salaries have been frozen in FY95, FY09, FY13, and FY16

FY16 - incurred \$4M cuts before Prop R increases for FY17 (\$8.1M revenue increase from Prop R)

FY17 - expenses increased due to Prop R funds available of \$8.1M

FY18 - MOSAIC school of innovation was started adding \$450K recurring costs, \$150K start-up operating costs, and \$100K capital costs excluding food service capital costs of \$375K.

FY20 - Covid 19 closed the school 45 days for a 129 day school year. Salaries were paid despite staff not working.

However, PD was reduced along with other general expenses like transportation, utilities.....

# **11. SALARY SCHEDULE**

# Business Office Schedules 2022-2023 (BOFF)

**Staff Accountant  
Bookkeeper  
Benefits Supervisor  
Payroll & Benefits Coordinator**

Step	Hourly Rate
1	\$20.30
2	\$20.90
3	\$21.53
4	\$22.18
5	\$22.85
6	\$23.54
7	\$24.12
8	\$24.73
9	\$25.35
10	\$26.00
11	\$26.65
12	\$27.32
13	\$28.00
14	\$28.70
15	\$29.41
16	\$30.14

**Accounts Payable Clerk  
Benefits Coordinator**

Step	Hourly Rate
1	\$17.75
2	\$18.27
3	\$18.82
4	\$19.39
5	\$19.97
6	\$20.57
7	\$21.08
8	\$21.60
9	\$22.14
10	\$22.70
11	\$23.27
12	\$23.85
13	\$24.45
14	\$25.06
15	\$25.68
16	\$26.32

## Community Education 2022-2023 (COED)

	<b>Certified</b>	<b>Drivers Ed</b>	<b>Instructor</b>	<b>Pool Worker</b>	<b>Temp Pool Supervisor</b>	<b>Strings Instructor</b>
<b>Step 1</b>	\$18.00	\$28.00	\$25.00	\$12.00	\$15.00	\$48.00
<b>Step 2</b>	N/A	N/A	N/A	N/A	N/A	\$60.00

### Asst Aquatic Facility Manager

Step	Hourly Rate
1	\$15.75
2	\$16.22
3	\$16.71
4	\$17.19
5	\$17.69
6	\$18.20
7	\$18.73
8	\$19.27
9	\$19.83
10	\$20.41
11	\$21.00
12	\$21.61
13	\$22.24
14	\$22.88
15	\$23.54
16	\$24.22

# Facilities Department Schedules 2022-2023 (FACL)

## Custodians & Floating Custodians

Step	Hourly Rate
1	\$14.00
2	\$14.45
3	\$14.91
4	\$15.39
5	\$15.87
6	\$16.40
7	\$16.93
8	\$17.48
9	\$18.04
10	\$18.62
11	\$19.21
12	\$19.83
13	\$20.46
14	\$21.11
15	\$21.78
16	\$22.47

## Head Custodians & Supply Clerk & Head Groundskeeper

Step	Hourly Rate
1	\$15.75
2	\$16.22
3	\$16.71
4	\$17.19
5	\$17.69
6	\$18.20
7	\$18.73
8	\$19.27
9	\$19.83
10	\$20.41
11	\$21.00
12	\$21.61
13	\$22.24
14	\$22.88
15	\$23.54
16	\$24.22

## Custodial Supervisor & Maintenance Mechanic

Step	Hourly Rate
1	\$18.33
2	\$18.88
3	\$19.45
4	\$20.03
5	\$20.63
6	\$21.25
7	\$21.78
8	\$22.32
9	\$22.88
10	\$23.45
11	\$24.04
12	\$24.52
13	\$25.01
14	\$25.51
15	\$26.02
16	\$26.54

## Carpenter & Painter

Step	Hourly Rate
1	\$20.33
2	\$20.98
3	\$21.66
4	\$22.31
5	\$22.99
6	\$23.66
7	\$24.33
8	\$25.01
9	\$25.66
10	\$26.34
11	\$26.99
12	\$27.67
13	\$28.32
14	\$29.00
15	\$29.67
16	\$30.34

## Electrician & HVAC & Boilerperson

Step	Hourly Rate
1	\$22.33
2	\$23.03
3	\$23.71
4	\$24.41
5	\$25.09
6	\$25.79
7	\$26.48
8	\$27.17
9	\$27.86
10	\$28.55
11	\$29.25
12	\$29.93
13	\$30.63
14	\$31.31
15	\$32.01
16	\$32.70

## General Maintenance

Step	Hourly Rate
1	\$16.40
2	\$16.89
3	\$17.40
4	\$17.92
5	\$18.46
6	\$19.01
7	\$19.49
8	\$19.98
9	\$20.48
10	\$20.99
11	\$21.51
12	\$21.94
13	\$22.38
14	\$22.83
15	\$23.29
16	\$23.76

## Preventative Maintenance

Step	Hourly Rate
1	\$16.40
2	\$16.92
3	\$17.44
4	\$17.96
5	\$18.48
6	\$19.00
7	\$19.52
8	\$20.03
9	\$20.56
10	\$21.07
11	\$21.60
12	\$22.11
13	\$22.64
14	\$23.16
15	\$23.69
16	\$24.19

## Groundskeepers

Step	Hourly Rate
1	\$14.10
2	\$14.52
3	\$14.96
4	\$15.41
5	\$15.87
6	\$16.35
7	\$16.76
8	\$17.18
9	\$17.61
10	\$18.05
11	\$18.50
12	\$18.96
13	\$19.43
14	\$19.92
15	\$20.42
16	\$20.93

# Facilities Department Schedules 2022-2023 (FACL)

## District Drivers

Step	Hourly Rate
1	\$14.00
2	\$14.42
3	\$14.85
4	\$15.29
5	\$15.75
6	\$16.22
7	\$16.63
8	\$17.05
9	\$17.48
10	\$17.92
11	\$18.37
12	\$18.74
13	\$19.12
14	\$19.51
15	\$19.90
16	\$20.30

## Seasonal Groundskeepers

Step	Hourly Rate
1	\$12.00
2	\$13.00

# Food Services Department Schedules 2022-2023 (SFNS)

## District Drivers

Step	Hourly Rate
1	\$14.00
2	\$14.42
3	\$14.85
4	\$15.29
5	\$15.75
6	\$16.22
7	\$16.63
8	\$17.05
9	\$17.48
10	\$17.92
11	\$18.37
12	\$18.74
13	\$19.12
14	\$19.51
15	\$19.90
16	\$20.30

## Kitchen Maintenance

Step	Hourly Rate
1	\$17.50
2	\$18.03
3	\$18.57
4	\$19.13
5	\$19.70
6	\$20.29
7	\$20.80
8	\$21.32
9	\$21.85
10	\$22.40
11	\$22.96
12	\$23.42
13	\$23.89
14	\$24.37
15	\$24.86
16	\$25.36

## SFNS Manager

Step	Hourly Rate
1	\$15.00
2	\$15.41
3	\$15.80
4	\$16.21
5	\$16.62
6	\$17.04
7	\$17.47
8	\$17.90
9	\$18.26
10	\$18.64
11	\$19.02
12	\$19.40
13	\$19.80
14	\$20.20
15	\$20.61
16	\$21.02

## SFNS Technician

Step	Hourly Rate
1	\$13.00
2	\$13.33
3	\$13.67
4	\$14.01
5	\$14.36
6	\$14.72
7	\$15.09
8	\$15.46
9	\$15.85
10	\$16.25
11	\$16.66
12	\$17.00
13	\$17.34
14	\$17.69
15	\$18.04
16	\$18.40

## SFNS Training Supervisor

Step	Hourly Rate
1	\$15.45
2	\$16.00
3	\$16.50
4	\$17.00
5	\$17.50
6	\$18.03
7	\$18.56
8	\$19.12
9	\$19.60
10	\$20.09
11	\$20.59
12	\$21.10
13	\$21.62
14	\$22.16
15	\$22.72
16	\$23.29



# ITS Department Schedules 2022-2023 (ITS)

## IT Help Desk/Support Specialist

Step	Hourly Rate
1	\$20.00
2	\$20.60
3	\$21.22
4	\$21.86
5	\$22.52
6	\$23.20
7	\$23.90
8	\$24.62
9	\$25.36
10	\$26.12
11	\$26.77
12	\$27.44
13	\$28.13
14	\$28.83
15	\$29.55
16	\$30.29

## MOSIS Data Specialist

Step	Hourly Rate
1	\$20.00
2	\$20.60
3	\$21.22
4	\$21.86
5	\$22.52
6	\$23.20
7	\$23.90
8	\$24.62
9	\$25.36
10	\$26.12
11	\$26.77
12	\$27.44
13	\$28.13
14	\$28.83
15	\$29.55
16	\$30.29

## Network Administrators

Step	Hourly Rate
1	\$31.00
2	\$31.93
3	\$32.89
4	\$33.88
5	\$34.90
6	\$35.95
7	\$37.03
8	\$38.14
9	\$39.28
10	\$40.46
11	\$41.47
12	\$42.51
13	\$43.57
14	\$44.66
15	\$45.78
16	\$46.92

## System Support Specialists

Step	Hourly Rate
1	\$22.00
2	\$22.66
3	\$23.34
4	\$24.04
5	\$24.76
6	\$25.50
7	\$26.27
8	\$27.06
9	\$27.87
10	\$28.71
11	\$29.57
12	\$30.46
13	\$31.37
14	\$32.31
15	\$33.28
16	\$34.28

## Technical Support Supervisor

Step	Hourly Rate
1	\$30.00
2	\$30.89
3	\$31.79
4	\$32.69
5	\$33.59
6	\$34.49
7	\$35.39
8	\$36.28
9	\$37.20
10	\$38.10
11	\$38.99
12	\$39.92
13	\$40.86
14	\$41.84
15	\$42.83
16	\$43.85

## Data Integration & Maint. Administrator

Step	Hourly Rate
1	\$27.50
2	\$28.33
3	\$29.18
4	\$30.06
5	\$30.96
6	\$31.89
7	\$32.85
8	\$33.84
9	\$34.86
10	\$35.91
11	\$36.81
12	\$37.73
13	\$38.67
14	\$39.64
15	\$40.63
16	\$41.65

## System Support Specialist Intern

Step	Hourly Rate
1	\$13.00

## Auditorium Light & Sound Tech

Step	Hourly Rate
1	\$13.00

# Parents As Teachers 2022-2023 (PAT)

## Parent Educator & PAT Screener

Step	Hourly Rate
1	\$18.83
2	\$19.44
3	\$20.02
4	\$20.63
5	\$21.25
6	\$21.89
7	\$22.55
8	\$23.23
9	\$23.81
10	\$24.41
11	\$25.02
12	\$25.65
13	\$26.30
14	\$26.95
15	\$27.63
16	\$28.32

# Secretarial Schedules 2022-2023 (SCTL)

## Superintendent

Step	Hourly Rate
1	\$23.65
2	\$24.24
3	\$24.85
4	\$25.47
5	\$26.11
6	\$26.63
7	\$27.16
8	\$27.70
9	\$28.25
10	\$28.82
11	\$29.40
12	\$29.99
13	\$30.59
14	\$31.20
15	\$31.82
16	\$32.46

## Asst Superintendent

Step	Hourly Rate
1	\$20.40
2	\$21.01
3	\$21.64
4	\$22.29
5	\$22.96
6	\$23.65
7	\$24.24
8	\$24.85
9	\$25.47
10	\$26.11
11	\$26.76
12	\$27.30
13	\$27.85
14	\$28.41
15	\$28.98
16	\$29.56

## Executive Director

Step	Hourly Rate
1	\$18.40
2	\$18.95
3	\$19.52
4	\$20.11
5	\$20.71
6	\$21.33
7	\$21.86
8	\$22.41
9	\$22.97
10	\$23.54
11	\$24.13
12	\$24.61
13	\$25.10
14	\$25.60
15	\$26.11
16	\$26.63

## Director Secretary

Step	Hourly Rate
1	\$15.60
2	\$16.07
3	\$16.55
4	\$17.05
5	\$17.56
6	\$18.09
7	\$18.63
8	\$19.10
9	\$19.58
10	\$20.07
11	\$20.57
12	\$21.08
13	\$21.61
14	\$22.15
15	\$22.70
16	\$23.27

## Building Secretary

Step	Hourly Rate
1	\$14.65
2	\$15.09
3	\$15.54
4	\$16.01
5	\$16.49
6	\$16.98
7	\$17.40
8	\$17.84
9	\$18.29
10	\$18.75
11	\$19.22
12	\$19.60
13	\$19.99
14	\$20.39
15	\$20.80
16	\$21.22

Director Secretary Includes
Director Secretary Comm Enrich Coord Head HS Principal Building Bookkeeper Registrar Field Trip Specialist

Building Secretary Includes
Building Secretary Part Time Guidance Attendance Activity Director Guidance Office Assistant Receptionist

# Transportation Schedules 2022-2023 (TRAN)

## Bus Driver/Utility Driver

Step	Hourly Rate
1	\$17.00
2	\$17.50
3	\$18.03
4	\$18.57
5	\$19.13
6	\$19.69
7	\$20.18
8	\$20.68
9	\$21.21
10	\$21.74
11	\$22.28
12	\$22.83
13	\$23.41
14	\$24.00
15	\$24.60
16	\$25.21

## Bus Monitor

Step	Hourly Rate
1	\$12.50
2	\$12.81
3	\$13.12
4	\$13.45
5	\$13.78
6	\$14.12
7	\$14.46
8	\$14.81
9	\$15.19
10	\$15.55
11	\$15.94
12	\$16.35
13	\$16.77
14	\$17.19
15	\$17.62
16	\$18.07

## Mechanics & Special Needs Specialist & Router/Dispatcher

Step	Hourly Rate
1	\$20.75
2	\$21.37
3	\$22.01
4	\$22.67
5	\$23.34
6	\$24.04
7	\$24.65
8	\$25.27
9	\$25.90
10	\$26.55
11	\$27.21
12	\$27.88
13	\$28.58
14	\$29.29
15	\$30.02
16	\$30.76

## Training/Safety Coordinator

Step	Hourly Rate
1	\$20.75
2	\$21.37
3	\$22.01
4	\$22.67
5	\$23.35
6	\$24.05
7	\$24.65
8	\$25.26
9	\$25.89
10	\$26.54
11	\$27.20
12	\$27.75
13	\$28.30
14	\$28.87
15	\$29.44
16	\$30.03

# Classified Hourly Schedules 2022-2023 - CLSH

## Cafeteria Recess Monitors

Step	Hourly Rate
1	\$13.85
2	\$14.20
3	\$14.56
4	\$14.92
5	\$15.29
6	\$15.67
7	\$16.06
8	\$16.45
9	\$16.87
10	\$17.30
11	\$17.74
12	\$18.10
13	\$18.46
14	\$18.83
15	\$19.20
16	\$19.58

## HS Safety & Security Guards

Step	Hourly Rate
1	\$15.75
2	\$16.22
3	\$16.71
4	\$17.19
5	\$17.69
6	\$18.20
7	\$18.73
8	\$19.27
9	\$19.83
10	\$20.41
11	\$21.00
12	\$21.61
13	\$22.24
14	\$22.88
15	\$23.54
16	\$24.22

## EC Paraprofessionals

Step	Hourly Rate
1	\$14.90
2	\$15.35
3	\$15.81
4	\$16.28
5	\$16.77
6	\$17.27
7	\$17.79
8	\$18.32
9	\$18.78
10	\$19.25
11	\$19.73
12	\$20.22
13	\$20.73
14	\$21.25
15	\$21.78
16	\$22.32

## Classified Substitutes Schedules 2022-2023 (CSUB)

	<b>Bus Driver/Activity Driver</b>	<b>Bus Monitor</b>	<b>Mechanic</b>	<b>Custodian</b>	<b>SFNS Manager</b>	<b>SFNS Tech</b>
<b>Regular</b>	\$17.00	\$12.50	\$20.75	\$14.00	\$15.00	\$13.00
<b>Retired</b>	\$18.00	\$13.50	\$21.75	\$15.00	\$16.00	\$14.00

	<b>Cafeteria Recess Monitor</b>	<b>Secretary</b>	<b>Security Guard</b>
<b>Regular</b>	\$13.85	\$14.65	\$15.75
<b>Retired</b>	\$14.85	\$15.65	\$16.75

# **12. GENERAL LEDGER REVENUES**

**All Revenue Accounts FY23**

Account Code	Account Description	Budget Requested	1St Prior Year Actual	2Nd Prior Year Actual	3Rd Prior Year Actual
<b>GRAND TOTAL</b>		<b>134,442,000.00</b>	<b>98,670,186.06</b>	<b>159,729,258.60</b>	<b>123,484,357.26</b>
110-0000-5111-0000-00000-1	TAXES CURRENT YEAR 000	25,294,000.00	22,657,346.72	19,760,598.94	27,311,933.74
120-0000-5111-0000-00000-1	TAXES CURRENT YEAR 000	48,083,000.00	41,631,067.47	46,612,052.43	38,842,844.59
300-0000-5111-0000-00000-1	TAXES CURRENT YEAR 000	2,564,000.00	2,323,703.22	0.00	0.00
410-0000-5111-0000-00000-1	TAXES CURRENT YEAR 000	2,269,000.00	4,254,098.95	706,496.96	906,771.73
450-0000-5111-0000-00000-1	TAXES CURRENT YEAR 000	0.00	0.00	9,051,992.69	9,009,902.86
<b>OBJECT 5111 TOTAL</b>	<b>TAXES CURRENT YEAR</b>	<b>78,210,000.00</b>	<b>70,866,216.36</b>	<b>76,131,141.02</b>	<b>76,071,452.92</b>
110-0000-5112-0000-00000-1	TAXES PRIOR YEARS 000	372,000.00	107,948.97	292,732.57	568,861.08
120-0000-5112-0000-00000-1	TAXES PRIOR YEARS 000	707,000.00	198,347.63	690,508.76	809,030.34
300-0000-5112-0000-00000-1	TAXES PRIOR YEARS 000	38,000.00	11,071.07	0.00	0.00
410-0000-5112-0000-00000-1	TAXES PRIOR YEARS 000	33,000.00	20,268.28	10,466.00	18,886.53
450-0000-5112-0000-00000-1	TAXES PRIOR YEARS 000	0.00	0.00	134,095.80	187,660.94
<b>OBJECT 5112 TOTAL</b>	<b>TAXES PRIOR YEARS</b>	<b>1,150,000.00</b>	<b>337,635.95</b>	<b>1,127,803.13</b>	<b>1,584,438.89</b>
120-0000-5113-0000-00000-1	TAXES SALES - PROP C	12,135,000.00	7,004,591.16	10,091,971.55	9,708,489.02
<b>OBJECT 5113 TOTAL</b>	<b>TAXES SALES</b>	<b>12,135,000.00</b>	<b>7,004,591.16</b>	<b>10,091,971.55</b>	<b>9,708,489.02</b>
110-0000-5114-0000-00000-1	FINANCIAL INSTITUTION TAXES 000	188,000.00	0.00	70,756.75	173,518.65
300-0000-5114-0000-00000-1	FINANCIAL INSTITUTION TAXES 000	6,500.00	0.00	0.00	0.00
410-0000-5114-0000-00000-1	FINANCIAL INSTITUTION TAXES 000	5,500.00	0.00	752.82	2,378.98
450-0000-5114-0000-00000-1	FINANCIAL INSTITUTION TAXES 000	0.00	0.00	9,650.20	23,632.27
<b>OBJECT 5114 TOTAL</b>	<b>FINANCIAL INSTITUTION TAXES</b>	<b>200,000.00</b>	<b>0.00</b>	<b>81,159.77</b>	<b>199,529.90</b>
110-0000-5115-0000-00000-1	TAXES - M & M SURTAX 000	1,940,000.00	1,192,519.71	1,642,013.12	1,756,454.15
410-0000-5115-0000-00000-1	TAXES M & M 000	60,000.00	78,912.73	17,470.70	24,075.39
450-0000-5115-0000-00000-1	TAXES - M & M SURTAX 000	0.00	0.00	223,947.52	239,219.02
<b>OBJECT 5115 TOTAL</b>	<b>TAXES M &amp; M</b>	<b>2,000,000.00</b>	<b>1,271,432.44</b>	<b>1,883,431.34</b>	<b>2,019,748.56</b>
110-0000-5116-0000-00000-1	IN LIEU OF TAX	0.00	0.00	161.93	0.00
410-0000-5116-0000-00000-1	IN LIEU OF TAX	0.00	0.00	1.72	0.00
450-0000-5116-0000-00000-1	IN LIEU OF TAX	0.00	0.00	22.09	0.00
<b>OBJECT 5116 TOTAL</b>	<b>IN LIEU OF TAX</b>	<b>0.00</b>	<b>0.00</b>	<b>185.74</b>	<b>0.00</b>
110-0000-5131-0000-00000-1	Transportation Fees From Patrons	12,000.00	6,528.50	932.20	27,519.00
<b>OBJECT 5131 TOTAL</b>	<b>Transportation Fees from Patrons</b>	<b>12,000.00</b>	<b>6,528.50</b>	<b>932.20</b>	<b>27,519.00</b>
110-0000-5141-0000-00000-1	Earnings From Temporary Deposits	174,000.00	6,194.99	40,286.86	529,464.24
120-0000-5141-0000-00000-1	Earnings From Temporary Deposits	0.00	249.50	0.00	0.00
300-0000-5141-0000-00000-1	Earnings From Temporary Deposits	9,000.00	13.93	0.00	0.00
410-0000-5141-0000-00000-1	Earnings From Temporary Deposits	199,000.00	6,552.34	5,207.31	9,487.63
410-0000-5141-0000-00100-1	EARNINGS ON INVESTMENTS - Prop S	0.00	10,581.91	1,720.63	0.00
450-0000-5141-0000-00000-1	Earnings From Temporary Deposits	0.00	0.00	0.00	88,379.22
500-0000-5141-0000-00000-1	Earnings From Temporary Deposits	18,000.00	225.22	325.06	14,609.84
<b>OBJECT 5141 TOTAL</b>	<b>EARNINGS ON INVESTMENTS</b>	<b>400,000.00</b>	<b>23,817.89</b>	<b>47,539.86</b>	<b>641,940.93</b>
500-0000-5151-8400-15100-1	Sales to Pupils	1,655,500.00	223,366.57	119,125.11	1,312,409.16
<b>OBJECT 5151 TOTAL</b>	<b>Sales to Pupils</b>	<b>1,655,500.00</b>	<b>223,366.57</b>	<b>119,125.11</b>	<b>1,312,409.16</b>
500-0000-5161-8400-16100-1	Sales to Adults	0.00	2,452.50	1,852.61	7,943.75
<b>OBJECT 5161 TOTAL</b>	<b>Sales to Adults</b>	<b>0.00</b>	<b>2,452.50</b>	<b>1,852.61</b>	<b>7,943.75</b>
500-0000-5165-8400-16500-1	Food Service Non-Program	638,000.00	51,312.80	32,073.65	440,608.09



**All Revenue Accounts FY23**

Account Code	Account Description	Budget Requested	1St Prior Year Actual	2Nd Prior Year Actual	3Rd Prior Year Actual
<b>OBJECT 5165 TOTAL</b>	<b>SPECIAL SERVICES CAFE</b>	<b>638,000.00</b>	<b>51,312.80</b>	<b>32,073.65</b>	<b>440,608.09</b>
700-0000-5171-1050-00700-1	ALL DIST. WIDE ATHLETICS	200,000.00	24,989.17	1,156.82	60,795.28
700-0000-5171-1075-00700-1	ALL DIST. WIDE ATHLETICS	200,000.00	157,317.09	146,079.95	245,384.60
700-0000-5171-1050-00702-1	ALL DIST. WIDE ATHLETICS-Basketball-Boys	0.00	42.00	1,793.00	8,597.00
700-0000-5171-1050-00703-1	ALL DIST. WIDE ATHLETICS-Basketball-Girls	0.00	1,015.00	90.00	851.08
700-0000-5171-1050-00704-1	ALL DIST. WIDE ATHLETICS-Cheerleading	0.00	7,835.00	6,577.80	2,872.00
700-0000-5171-1050-00705-1	ALL DIST. WIDE ATHLETICS-Cross Country	0.00	550.00	50.00	1,036.00
700-0000-5171-1050-00706-1	ALL DIST. WIDE ATHLETICS-Football	0.00	875.00	3,490.00	5,302.85
700-0000-5171-1050-00707-1	ALL DIST. WIDE ATHLETICS-Golf Boys	0.00	300.00	0.00	600.00
700-0000-5171-1050-00708-1	ALL DIST. WIDE ATHLETICS-Golf-Girls	0.00	0.00	0.00	340.00
700-0000-5171-1050-00709-1	ALL DIST. WIDE ATHLETICS-Majorettes	0.00	0.00	3,212.75	1,940.60
700-0000-5171-1050-00711-1	ALL DIST. WIDE ATHLETICS-Soccer-Boys	0.00	288.00	0.00	7,020.00
700-0000-5171-1050-00712-1	ALL DIST. WIDE ATHLETICS-Soccer-Girls	0.00	225.00	1,410.00	5,070.00
700-0000-5171-1050-00713-1	ALL DIST. WIDE ATHLETICS-Softball	0.00	0.00	0.00	1,270.00
700-0000-5171-1050-00717-1	ALL DIST. WIDE ATHLETICS-Tennis-Girls	0.00	388.00	242.00	1,571.78
700-0000-5171-1050-00720-1	ALL DIST. WIDE ATHLETICS-Volleyball-Boys	0.00	0.00	1,000.00	1,906.00
700-0000-5171-1050-00721-1	ALL DIST. WIDE ATHLETICS-Volleyball-Girls	0.00	6,115.00	0.00	9,405.00
700-0000-5171-1050-00723-1	ALL DIST. WIDE ATHLETICS-Wrestling	0.00	0.00	0.00	113.67
700-0000-5171-1050-00724-1	MHS Athletics Concession	0.00	13,872.00	0.00	20,251.52
700-0000-5171-1050-00725-1	ALL DIST. WIDE ATHLETICS-Strength & Agility	0.00	840.00	0.00	0.00
<b>OBJECT 5171 TOTAL</b>	<b>Admissions - Student Activities</b>	<b>400,000.00</b>	<b>214,651.26</b>	<b>165,102.32</b>	<b>374,327.38</b>
110-0000-5174-0000-00000-1	Other Pupil Activity Income	115,000.00	79,191.00	105,626.00	48,803.00
600-0000-5174-0000-00000-1	REVENUE FROM ENTERPRISE ACTIVITIES	10,000.00	0.00	0.00	0.00
600-0000-5174-8000-00310-1	ACTIVITIES	0.00	0.00	0.00	4,400.00
600-0000-5174-8000-00506-1	Enterprise Activities - Recognition Night	0.00	0.00	0.00	2,650.00
600-0000-5174-8000-00522-1	ACTIVITIES	0.00	224.19	146.47	226.97
600-0000-5174-8000-00533-1	ACTIVITIES	0.00	0.00	919.50	3,202.07
600-0000-5174-8000-00603-1	ACTIVITIES	0.00	0.00	9,147.01	29,111.23
600-0000-5174-8000-00605-1	ACTIVITIES	0.00	0.00	0.00	2,723.64
600-0000-5174-8100-00617-1	ACTIVITIES	0.00	89.06	138.85	992.14
600-0000-5174-8100-00619-1	ACTIVITIES	0.00	0.00	4,000.00	0.00
600-0000-5174-8100-00620-1	ACTIVITIES	0.00	2,633.55	3,307.10	3,152.91
600-0000-5174-8100-00622-1	ACTIVITIES	0.00	0.00	0.00	231.00
600-0000-5174-8000-00655-1	ACTIVITIES	0.00	0.00	0.00	500.00
<b>OBJECT 5174 TOTAL</b>	<b>REVENUE FROM ENTERPRISE ACTIVITIES</b>	<b>125,000.00</b>	<b>82,137.80</b>	<b>123,284.93</b>	<b>95,992.96</b>
600-0000-5179-0000-00600-1	ACTIVITIES	1,090,000.00	0.00	0.00	0.00
600-0000-5179-7500-00613-1	ACTIVITIES	0.00	30.23	121.00	102.00
600-0000-5179-7500-00615-1	OTHER SUPPLIES/MATERIAL	0.00	3,000.00	3,000.00	3,000.00
600-0000-5179-3040-00616-1	ACTIVITIES	0.00	1,132.00	1,013.00	1,081.00
600-0000-5179-1075-00629-1	ACTIVITIES	0.00	9,781.00	74.45	5,721.60
600-0000-5179-1075-00631-1	ACTIVITIES	0.00	3,650.00	0.00	9,273.00
600-0000-5179-1075-00633-1	ACTIVITIES	0.00	970.00	2,000.00	2,880.00
600-0000-5179-1075-00634-1	ACTIVITIES	0.00	6,894.00	3.73	0.00

All Revenue Accounts FY23

Account Code	Account Description	Budget Requested	1St Prior Year Actual	2Nd Prior Year Actual	3Rd Prior Year Actual
600-0000-5179-1050-00635-1	ACTIVITIES	0.00	4,978.51	2,366.00	11,841.00
600-0000-5179-1075-00635-1	ACTIVITIES	0.00	880.00	410.00	67.00
600-0000-5179-5100-00639-1	ACTIVITIES	0.00	1,440.00	1,720.83	2,465.37
600-0000-5179-3040-00641-1	ACTIVITIES	0.00	0.00	0.00	150.00
600-0000-5179-3040-00643-1	ACTIVITIES	0.00	7,516.00	5,888.80	11,349.97
600-0000-5179-3040-00644-1	ACTIVITIES	0.00	638.34	409.62	3,466.65
600-0000-5179-1075-00646-1	ACTIVITIES	0.00	2,539.00	2,047.00	3,049.46
600-0000-5179-1050-00648-1	ACTIVITIES	0.00	3,135.00	2,000.00	24,010.73
600-0000-5179-1050-00649-1	ACTIVITIES	0.00	2,020.00	2,649.00	4,081.00
600-0000-5179-1050-00650-1	ACTIVITIES	0.00	0.00	0.00	3,058.56
600-0000-5179-1075-00650-1	ACTIVITIES	0.00	4,843.35	1,663.00	-2,661.49
600-0000-5179-4020-00650-1	ACTIVITIES	0.00	1,810.00	0.00	1,240.32
600-0000-5179-1050-00651-1	ACTIVITIES	0.00	774.00	3,404.58	3,491.53
600-0000-5179-1075-00651-1	ACTIVITIES	0.00	30.00	350.00	20,328.75
600-0000-5179-1050-00652-1	ACTIVITIES	0.00	12,594.15	78.92	0.00
600-0000-5179-1075-00652-1	ACTIVITIES	0.00	0.00	3,321.00	7,641.00
600-0000-5179-1050-00653-1	ACTIVITIES	0.00	3,125.21	0.00	12,109.50
600-0000-5179-1075-00653-1	ACTIVITIES	0.00	25,329.00	4,400.00	0.00
600-0000-5179-1075-00654-1	ACTIVITIES	0.00	0.00	0.00	20.00
600-0000-5179-1050-00655-1	ACTIVITIES	0.00	4,397.40	5,924.27	11,196.11
600-0000-5179-1075-00655-1	ACTIVITIES	0.00	12,151.70	7,287.61	24,862.94
600-0000-5179-3000-00655-1	ACTIVITIES	0.00	10,203.71	6,490.30	15,102.06
600-0000-5179-3020-00655-1	ACTIVITIES	0.00	27,885.23	24,843.90	129,666.59
600-0000-5179-3040-00655-1	ACTIVITIES	0.00	7,902.82	7,442.84	12,543.75
600-0000-5179-3060-00655-1	ACTIVITIES	0.00	13,810.56	20,009.53	31,177.71
600-0000-5179-4020-00655-1	ACTIVITIES	0.00	12,972.64	8,237.39	18,972.43
600-0000-5179-4060-00655-1	ACTIVITIES	0.00	12,194.36	24,868.62	5,464.40
600-0000-5179-4070-00655-1	ACTIVITIES	0.00	19,946.97	11,668.51	21,273.51
600-0000-5179-4080-00655-1	ACTIVITIES	0.00	4,238.20	2,603.36	10,104.01
600-0000-5179-4090-00655-1	ACTIVITIES	0.00	14,411.52	3,989.28	24,874.46
600-0000-5179-5000-00655-1	ACTIVITIES	0.00	22,118.52	16,569.00	42,879.06
600-0000-5179-5020-00655-1	ACTIVITIES	0.00	11,418.52	5,425.28	18,562.80
600-0000-5179-5040-00655-1	ACTIVITIES	0.00	7,339.38	9,361.15	15,544.69
600-0000-5179-5060-00655-1	ACTIVITIES	0.00	5,069.28	3,995.92	8,456.23
600-0000-5179-5080-00655-1	ACTIVITIES	0.00	31,107.83	16,516.85	34,254.10
600-0000-5179-5100-00655-1	ACTIVITIES	0.00	15,980.51	11,628.64	21,958.39
600-0000-5179-4090-00656-1	ACTIVITIES	0.00	647.11	0.00	882.10
600-0000-5179-5020-00656-1	ACTIVITIES	0.00	240.00	314.00	0.00
600-0000-5179-5100-00656-1	Other Pupil Activity Income	0.00	0.00	0.00	3,626.71
600-0000-5179-1050-00657-1	ACTIVITIES	0.00	278.00	318.00	77.00
600-0000-5179-1075-00657-1	ACTIVITIES	0.00	404.57	663.20	733.50
600-0000-5179-3000-00657-1	ACTIVITIES	0.00	0.00	40.06	13.34
600-0000-5179-3040-00657-1	ACTIVITIES	0.00	2,666.26	0.00	2,199.56

All Revenue Accounts FY23

Account Code	Account Description	Budget Requested	1St Prior Year Actual	2Nd Prior Year Actual	3Rd Prior Year Actual
600-0000-5179-3060-00657-1	ACTIVITIES	0.00	0.00	64.08	1,486.93
600-0000-5179-4020-00657-1	ACTIVITIES	0.00	0.00	0.00	17.00
600-0000-5179-4070-00657-1	ACTIVITIES	0.00	6,399.99	4,180.22	3,400.90
600-0000-5179-4080-00657-1	ACTIVITIES	0.00	4,478.06	174.50	1,837.36
600-0000-5179-5000-00657-1	ACTIVITIES	0.00	19.95	0.00	0.00
600-0000-5179-5020-00657-1	ACTIVITIES	0.00	129.99	162.00	1,732.47
600-0000-5179-5040-00657-1	ACTIVITIES	0.00	5,445.31	20.00	5,412.92
600-0000-5179-5100-00657-1	ACTIVITIES	0.00	32.00	47.00	108.99
600-0000-5179-1050-00658-1	ACTIVITIES	0.00	593.00	150.00	5,171.60
600-0000-5179-1075-00658-1	ACTIVITIES	0.00	100.00	530.00	8,343.00
600-0000-5179-1050-00659-1	ACTIVITIES	0.00	946.74	4,344.62	1,855.00
600-0000-5179-1050-00660-1	ACTIVITIES	0.00	0.00	0.00	552.00
600-0000-5179-1075-00660-1	ACTIVITIES	0.00	0.00	0.00	3,186.00
600-0000-5179-1050-00661-1	ACTIVITIES	0.00	247.00	0.00	0.00
600-0000-5179-1075-00661-1	ACTIVITIES	0.00	0.00	0.00	130.00
600-0000-5179-1050-00662-1	ACTIVITIES	0.00	380.00	200.00	4,872.21
600-0000-5179-1075-00662-1	ACTIVITIES	0.00	1,079.00	375.00	767.00
600-0000-5179-1050-00663-1	ACTIVITIES	0.00	2,196.00	170.00	170.06
600-0000-5179-1075-00664-1	ACTIVITIES	0.00	26,149.00	15,641.00	45,414.00
600-0000-5179-1050-00665-1	ACTIVITIES	0.00	1,484.00	2,576.00	6,240.76
600-0000-5179-3000-00665-1	BUERKLE COFFEE CART	0.00	0.00	0.00	729.87
600-0000-5179-3020-00665-1	ACTIVITIES	0.00	236.26	110.62	378.02
600-0000-5179-1075-00666-1	ACTIVITIES	0.00	160.00	0.00	439.00
600-0000-5179-1050-00667-1	ACTIVITIES	0.00	1,190.00	2,065.00	1,595.00
600-0000-5179-1075-00667-1	ACTIVITIES	0.00	1,661.57	2,052.25	4,359.44
600-0000-5179-3000-00667-1	NATIONAL JUNIOR HONOR SOCIETY-BUERKLE	0.00	114.00	1,067.50	3,959.09
600-0000-5179-1075-00668-1	ACTIVITIES	0.00	52.00	116.00	67.74
600-0000-5179-1050-00669-1	ACTIVITIES	0.00	0.00	31.00	267.36
600-0000-5179-1075-00669-1	ACTIVITIES	0.00	410.97	33.98	310.69
600-0000-5179-3020-00669-1	ACTIVITIES	0.00	3,715.36	2,093.22	4,573.36
600-0000-5179-1050-00670-1	ACTIVITIES	0.00	3,302.75	4,518.00	4,356.00
600-0000-5179-1075-00670-1	ACTIVITIES	0.00	0.00	0.00	-647.38
600-0000-5179-5100-00670-1	ACTIVITIES	0.00	1,183.41	1,157.76	1,161.46
600-0000-5179-1075-00671-1	ACTIVITIES	0.00	16,147.50	7,802.21	30,383.53
600-0000-5179-1050-00672-1	ACTIVITIES	0.00	0.00	0.00	25.30
600-0000-5179-1075-00672-1	ACTIVITIES	0.00	49,610.00	18,823.40	65,393.15
600-0000-5179-1050-00673-1	ACTIVITIES	0.00	180.00	0.00	425.00
600-0000-5179-1075-00673-1	ACTIVITIES	0.00	1,445.00	1,980.00	3,407.00
600-0000-5179-1050-00674-1	ACTIVITIES	0.00	558.00	84.00	431.00
600-0000-5179-1050-00675-1	ACTIVITIES	0.00	0.00	398.50	0.00
600-0000-5179-1075-00675-1	ACTIVITIES	0.00	149.85	0.00	310.00
600-0000-5179-1050-00676-1	ACTIVITIES	0.00	8,110.70	3,978.81	14,236.10
600-0000-5179-1075-00676-1	ACTIVITIES	0.00	702.07	280.63	1,517.00

All Revenue Accounts FY23

Account Code	Account Description	Budget Requested	1St Prior Year Actual	2Nd Prior Year Actual	3Rd Prior Year Actual
600-0000-5179-3000-00676-1	ACTIVITIES	0.00	0.00	0.00	3,658.50
600-0000-5179-1075-00677-1	ACTIVITIES	0.00	0.00	0.00	55.00
600-0000-5179-1050-00679-1	ACTIVITIES	0.00	6,281.00	7,245.26	10,453.00
600-0000-5179-1075-00679-1	ACTIVITIES	0.00	9,658.59	7,914.71	21,132.88
600-0000-5179-1050-00680-1	ACTIVITIES	0.00	838.81	925.00	1,496.50
600-0000-5179-1075-00680-1	ACTIVITIES	0.00	3,772.66	1,795.81	5,779.44
600-0000-5179-1050-00681-1	ACTIVITIES	0.00	0.00	2,204.00	385.00
600-0000-5179-1075-00681-1	ACTIVITIES	0.00	0.00	0.00	-17.42
600-0000-5179-1050-00682-1	ACTIVITIES	0.00	724.50	80.00	1,266.04
600-0000-5179-1075-00682-1	ACTIVITIES	0.00	0.00	0.00	72.00
600-0000-5179-1075-00683-1	ACTIVITIES	0.00	775.00	1,551.00	1,817.00
600-0000-5179-1050-00684-1	ACTIVITIES	0.00	0.00	14.00	504.00
600-0000-5179-1050-00685-1	ACTIVITIES	0.00	139.00	0.00	401.00
600-0000-5179-1050-00686-1	ACTIVITIES	0.00	0.00	0.00	200.00
600-0000-5179-1050-00687-1	ACTIVITIES	0.00	0.00	1,000.00	470.75
600-0000-5179-1075-00687-1	ACTIVITIES	0.00	469.00	1,000.00	1,676.73
600-0000-5179-1050-00688-1	ACTIVITIES	0.00	0.00	0.00	-200.00
600-0000-5179-1075-00688-1	ACTIVITIES	0.00	0.00	0.00	-170.28
600-0000-5179-1075-00690-1	ACTIVITIES	0.00	3,800.00	3,717.00	4,516.38
600-0000-5179-1050-00691-1	ACTIVITIES	0.00	0.00	330.00	0.00
600-0000-5179-1050-00692-1	ACTIVITIES	0.00	0.00	0.00	1,134.00
600-0000-5179-1075-00692-1	ACTIVITIES	0.00	1,410.00	0.00	1,510.00
600-0000-5179-1050-00693-1	ACTIVITIES	0.00	2,351.00	5,721.00	7,206.00
600-0000-5179-1075-00693-1	ACTIVITIES	0.00	4,617.00	4,980.10	9,360.46
600-0000-5179-3000-00693-1	ACTIVITIES	0.00	225.00	393.75	1,615.25
600-0000-5179-5100-00693-1	ACTIVITIES	0.00	1,835.37	1,765.95	1,349.75
600-0000-5179-1050-00694-1	ACTIVITIES	0.00	3,128.30	5,949.62	3,898.88
600-0000-5179-1075-00694-1	ACTIVITIES	0.00	5,810.50	4,026.50	34,469.35
600-0000-5179-3000-00694-1	YEARBOOK	0.00	310.00	2,605.00	447.50
600-0000-5179-1075-00695-1	ACTIVITIES	0.00	0.00	80.00	0.00
600-0000-5179-1050-00696-1	ACTIVITIES	0.00	8,384.00	26,900.71	4,816.00
<b>OBJECT 5179 TOTAL</b>	<b>Other Pupil Activity Income</b>	<b>1,090,000.00</b>	<b>527,634.09</b>	<b>380,545.35</b>	<b>929,872.04</b>
110-0000-5181-0000-00000-1	COMMUNITY SERVICES	147,900.00	113,618.25	29,630.00	67,321.85
110-0000-5181-8300-00000-1	COMMUNITY SERVICES	0.00	33,853.45	28,734.75	34,880.43
120-0000-5181-0000-00000-1	COMMUNITY SERVICES	142,100.00	0.00	0.00	0.00
<b>OBJECT 5181 TOTAL</b>	<b>COMMUNITY SERVICES</b>	<b>290,000.00</b>	<b>147,471.70</b>	<b>58,364.75</b>	<b>102,202.28</b>
110-0000-5182-7500-00000-1	PRESCHOOL TUITION	127,500.00	38,314.99	39,893.86	61,287.60
120-0000-5182-7500-00000-1	PRESCHOOL TUITION	123,000.00	109,050.34	113,544.03	174,433.90
<b>OBJECT 5182 TOTAL</b>	<b>PRESCHOOL TUITION</b>	<b>250,500.00</b>	<b>147,365.33</b>	<b>153,437.89</b>	<b>235,721.50</b>
110-0000-5191-0000-00000-1	BLDG USE/CUSTODIAL FEES	45,000.00	93,524.72	12,055.00	68,900.00
410-0000-5191-0000-00000-1	BLDG USE/CUSTODIAL FEES	0.00	0.00	0.00	3,710.00
<b>OBJECT 5191 TOTAL</b>	<b>BLDG. USE/CUSTODIAL FEES</b>	<b>45,000.00</b>	<b>93,524.72</b>	<b>12,055.00</b>	<b>72,610.00</b>
500-0000-5192-0000-19200-1	GIFTS/DONATIONS - Unpaid Meal Balances	0.00	900.00	4,146.00	0.00

All Revenue Accounts FY23

Account Code	Account Description	Budget Requested	1St Prior Year Actual	2Nd Prior Year Actual	3Rd Prior Year Actual
<b>OBJECT 5192 TOTAL</b>	<b>GIFTS/DONATIONS</b>	<b>0.00</b>	<b>900.00</b>	<b>4,146.00</b>	<b>0.00</b>
110-0000-5196-0000-00000-1	E-RATE REIMBURSEMENT	100,000.00	81,074.00	127,671.98	101,971.59
<b>OBJECT 5196 TOTAL</b>	<b>Net Receipts from Clearing Accounts</b>	<b>100,000.00</b>	<b>81,074.00</b>	<b>127,671.98</b>	<b>101,971.59</b>
110-0000-5198-0000-00000-1	Misc Local Revenue	100,000.00	63,612.97	49,191.10	78,783.48
110-0000-5198-0000-00519-1	VICC-VoluntaryInterdist.ChoiceCorp	728,000.00	236,684.04	1,148,626.07	1,278,948.31
120-0000-5198-0000-00000-1	Misc Local Revenue	0.00	10,181.24	52.82	1,169.74
410-0000-5198-0000-00000-1	MIsc Local Revenue	0.00	0.00	260,224.38	0.00
410-0000-5198-0000-00519-1	VICC-VoluntaryInterdist.ChoiceCorp	269,000.00	87,540.66	424,834.28	473,035.69
450-0000-5198-0000-00000-1	Misc Local Revenue	0.00	0.00	-260,192.18	0.00
<b>OBJECT 5198 TOTAL</b>	<b>VICC-VoluntaryInterdist.ChoiceCorp</b>	<b>1,097,000.00</b>	<b>398,018.91</b>	<b>1,622,736.47</b>	<b>1,831,937.22</b>
120-0000-5211-0000-00000-2	FINES FORFEIT ETC. 000	75,000.00	40,011.47	75,370.67	150,816.76
<b>OBJECT 5211 TOTAL</b>	<b>FINES FORFEIT ETC.</b>	<b>75,000.00</b>	<b>40,011.47</b>	<b>75,370.67</b>	<b>150,816.76</b>
110-0000-5221-0000-00000-2	ST. ASSESSED UTILITIES 000	530,000.00	0.00	429,682.82	598,988.54
120-0000-5221-0000-00000-2	ST. ASSESSED UTILITIES 000	1,008,000.00	0.00	1,013,561.89	851,873.84
300-0000-5221-0000-00000-2	ST. ASSESSED UTILITIES 000	54,000.00	0.00	0.00	0.00
410-0000-5221-0000-00000-2	ST. ASSESSED UTILITIES 000	48,000.00	0.00	13,769.11	17,151.11
450-0000-5221-0000-00000-2	ST. ASSESSED UTILITIES 000	0.00	0.00	176,411.99	170,415.68
<b>OBJECT 5221 TOTAL</b>	<b>STATE ASSESSED UTILITIES</b>	<b>1,640,000.00</b>	<b>0.00</b>	<b>1,633,425.81</b>	<b>1,638,429.17</b>
120-0000-5311-0000-00000-3	BASIC FORMULA 000	11,696,000.00	7,110,059.17	11,001,784.19	13,413,014.96
<b>OBJECT 5311 TOTAL</b>	<b>BASIC FORMULA</b>	<b>11,696,000.00</b>	<b>7,110,059.17</b>	<b>11,001,784.19</b>	<b>13,413,014.96</b>
110-0000-5312-0000-00000-3	TRANSPORTATION STATE 000	2,575,000.00	499,789.00	812,566.00	780,280.00
<b>OBJECT 5312 TOTAL</b>	<b>TRANSPORTATION STATE</b>	<b>2,575,000.00</b>	<b>499,789.00</b>	<b>812,566.00</b>	<b>780,280.00</b>
110-0000-5314-0000-12810-3	ECSE/STATE 000	2,086,000.00	508,474.89	1,968,833.81	1,888,286.69
120-0000-5314-0000-12810-3	ECSE/STATE 000	2,086,000.00	508,474.88	1,968,833.80	1,888,286.65
<b>OBJECT 5314 TOTAL</b>	<b>ECSE/STATE</b>	<b>4,172,000.00</b>	<b>1,016,949.77</b>	<b>3,937,667.61</b>	<b>3,776,573.34</b>
110-0000-5319-0000-00000-3	BASIC FORMLA-CLASSROOM TRUST FUND	2,941,000.00	1,716,843.86	2,835,605.18	2,230,470.94
410-0000-5319-0000-00000-3	BASIC FORMLA-CLASSROOM TRUST FUND	1,009,000.00	587,644.55	971,075.98	765,460.49
<b>OBJECT 5319 TOTAL</b>	<b>CLASSROOM TRUST FUND</b>	<b>3,950,000.00</b>	<b>2,304,488.41</b>	<b>3,806,681.16</b>	<b>2,995,931.43</b>
110-0000-5324-0000-32400-3	ED&SCREENING ENTITLEMT/STATE PAT	180,000.00	52,780.00	194,640.90	235,700.00
<b>OBJECT 5324 TOTAL</b>	<b>ED/SCREEN ENTITLESTATE PAT</b>	<b>180,000.00</b>	<b>52,780.00</b>	<b>194,640.90</b>	<b>235,700.00</b>
110-0000-5332-0000-33200-3	CAREER EDUCATION	26,000.00	18,593.57	23,627.24	27,084.77
410-0000-5332-0000-33200-3	CAREER EDUCATION	9,000.00	6,197.86	7,875.76	9,028.26
<b>OBJECT 5332 TOTAL</b>	<b>CAREER EDUCATION</b>	<b>35,000.00</b>	<b>24,791.43</b>	<b>31,503.00</b>	<b>36,113.03</b>
500-0000-5333-0000-33300-3	FOOD SERVICE STATE 000	30,000.00	0.00	30,760.76	30,294.71
<b>OBJECT 5333 TOTAL</b>	<b>FOOD SERVICE STATE</b>	<b>30,000.00</b>	<b>0.00</b>	<b>30,760.76</b>	<b>30,294.71</b>
110-0000-5369-0000-00000-3	RESIDENTL PLACEMT/EXCESS COST	0.00	0.00	9,763.50	7,445.06
<b>OBJECT 5369 TOTAL</b>	<b>RESIDENTIAL PLACEMENT/EXCESS COST</b>	<b>0.00</b>	<b>0.00</b>	<b>9,763.50</b>	<b>7,445.06</b>
110-0000-5397-0000-00000-3	OTHER STATE REVENUE 000	8,000.00	0.00	16,800.00	15,000.00
<b>OBJECT 5397 TOTAL</b>	<b>OTHER STATE REVENUE</b>	<b>8,000.00</b>	<b>0.00</b>	<b>16,800.00</b>	<b>15,000.00</b>
110-0000-5412-0000-00000-4	MEDICAID	180,001.00	76,833.32	193,422.15	149,827.30
<b>OBJECT 5412 TOTAL</b>	<b>MEDICAID</b>	<b>180,001.00</b>	<b>76,833.32</b>	<b>193,422.15</b>	<b>149,827.30</b>
110-0000-5422-0000-42200-4	ESSER III - ARP	2,483,702.00	0.00	0.00	0.00

All Revenue Accounts FY23

Account Code	Account Description	Budget Requested	1St Prior Year Actual	2Nd Prior Year Actual	3Rd Prior Year Actual
110-0000-5422-0000-42201-4	Teacher Retention ESSER III	147,000.00	0.00	0.00	0.00
410-0000-5422-0000-42200-4	ESSER III - ARP	635,725.00	0.00	0.00	0.00
<b>OBJECT 5422 TOTAL</b>	<b>ESSER III - ARP</b>	<b>3,266,427.00</b>	<b>0.00</b>	<b>0.00</b>	<b>0.00</b>
110-0000-5423-0000-42300-4	CARES - ESSER II	1,141,987.00	891,155.38	0.00	0.00
110-0000-5423-0000-42301-4	Teacher Retention - ESSER II	128,000.00	0.00	0.00	0.00
110-0000-5423-0000-42302-4	Grow Your Own Grant	10,000.00	0.00	0.00	0.00
410-0000-5423-0000-42300-4	CARES - ESSER II	438,585.00	0.00	0.00	0.00
500-0000-5423-0000-42300-4	CARES - ESSER II	0.00	0.00	825,000.00	0.00
<b>OBJECT 5423 TOTAL</b>	<b>CARES - ESSER II</b>	<b>1,718,572.00</b>	<b>891,155.38</b>	<b>825,000.00</b>	<b>0.00</b>
110-0000-5424-0000-42400-4	CARES - ESSER Funds	0.00	0.00	704,573.37	0.00
110-3711-5424-0000-42400-4	CARES - ESSER Fund - Non Public	0.00	33,872.05	63,089.95	0.00
<b>OBJECT 5424 TOTAL</b>	<b>CARES - ESSER I</b>	<b>0.00</b>	<b>33,872.05</b>	<b>767,663.32</b>	<b>0.00</b>
110-0000-5425-0000-42501-4	CARES Transportation - GEERS	0.00	0.00	113,159.10	0.00
110-3711-5425-0000-42501-4	CARES Transportation - Non Public	0.00	2,716.24	12,735.70	0.00
<b>OBJECT 5425 TOTAL</b>	<b>CARES Transportation</b>	<b>0.00</b>	<b>2,716.24</b>	<b>125,894.80</b>	<b>0.00</b>
110-0000-5427-0000-42701-4	PERKINS BASIC GRANT-SECONDARY	110,000.00	55,641.98	113,710.78	106,536.72
120-0000-5427-0000-42701-4	PERKINS BASIC GRANT-SECONDARY	20,000.00	9,819.17	20,066.60	18,800.59
<b>OBJECT 5427 TOTAL</b>	<b>PERKINS BASIC GRANT, CAREER EDUC.</b>	<b>130,000.00</b>	<b>65,461.15</b>	<b>133,777.38</b>	<b>125,337.31</b>
110-0000-5428-0000-42800-4	CARES Student Access Grant	0.00	0.00	12,000.00	0.00
110-0000-5428-0000-42801-4	CARES Supply Reimbursement CRF	0.00	0.00	29,708.63	0.00
110-0000-5428-0000-42804-4	CARES K-12 Support CRF	0.00	0.00	691,059.00	0.00
<b>OBJECT 5428 TOTAL</b>	<b>CARES Student</b>	<b>0.00</b>	<b>0.00</b>	<b>732,767.63</b>	<b>0.00</b>
110-0000-5442-0000-44200-4	ECSE 611 Portion	37,000.00	0.00	0.00	0.00
110-0000-5442-0000-44201-4	ECSE 619 Preschool Grant	0.00	25,058.50	30,890.56	32,850.10
120-0000-5442-0000-44200-4	ECSE 611 Portion	37,000.00	0.00	0.00	0.00
120-0000-5442-0000-44201-4	ECSE 619 Preschool Grant	0.00	25,058.50	30,890.54	32,850.10
<b>OBJECT 5442 TOTAL</b>	<b>ECSE/FEDERAL</b>	<b>74,000.00</b>	<b>50,117.00</b>	<b>61,781.10</b>	<b>65,700.20</b>
500-0000-5445-0000-44500-4	SCHOOL LUNCH PROGRAM 000	1,500,000.00	2,342,823.29	2,034,624.98	1,002,600.40
<b>OBJECT 5445 TOTAL</b>	<b>SCHOOL LUNCH PROGRAM</b>	<b>1,500,000.00</b>	<b>2,342,823.29</b>	<b>2,034,624.98</b>	<b>1,002,600.40</b>
500-0000-5446-0000-44600-4	SCHOOL BREAKFAST PROGRAM 000	366,000.00	671,153.82	712,469.82	247,771.18
<b>OBJECT 5446 TOTAL</b>	<b>SCHOOL BREAKFAST PROGRAM</b>	<b>366,000.00</b>	<b>671,153.82</b>	<b>712,469.82</b>	<b>247,771.18</b>
110-0000-5451-0000-45100-4	ESEA TITLE1 000	487,500.00	440,913.30	359,862.78	472,710.07
120-0000-5451-0000-45100-4	ESEA TITLE1 000	487,500.00	440,913.29	359,862.76	472,710.06
<b>OBJECT 5451 TOTAL</b>	<b>ESEA TITLE1</b>	<b>975,000.00</b>	<b>881,826.59</b>	<b>719,725.54</b>	<b>945,420.13</b>
110-0000-5461-0000-46100-4	TITLE IV	40,000.00	25,138.16	31,840.59	35,644.92
120-0000-5461-0000-46100-4	TITLE IV	40,000.00	25,138.16	31,840.56	35,644.91
<b>OBJECT 5461 TOTAL</b>	<b>TITLE IV</b>	<b>80,000.00</b>	<b>50,276.32</b>	<b>63,681.15</b>	<b>71,289.83</b>
110-0000-5462-0000-46200-4	TITLE III ESEA ENGL LANG ACQUISITION	75,000.00	40,687.75	71,363.98	77,665.84
110-0000-5462-0000-46201-4	Title III Immigrant	0.00	0.00	93.20	7,065.36
120-0000-5462-0000-46200-4	TITLE III ESEA ENGL LANG ACQUISITION	75,000.00	40,687.74	71,363.95	77,665.87
120-0000-5462-0000-46201-4	Title III Immigrant	0.00	0.00	93.20	7,065.35
<b>OBJECT 5462 TOTAL</b>	<b>TITLE III ESEA ENGL LANG ACQUISITN</b>	<b>150,000.00</b>	<b>81,375.49</b>	<b>142,914.33</b>	<b>169,462.42</b>
110-0000-5465-0000-46500-4	TITLE IIA ESEA TCHR/PRIN PD	107,500.00	21,787.78	64,088.59	98,804.90

All Revenue Accounts FY23

Account Code	Account Description	Budget Requested	1St Prior Year Actual	2Nd Prior Year Actual	3Rd Prior Year Actual
120-0000-5465-0000-46500-4	TITLE IIA ESEA TCHR/PRIN PD	107,500.00	21,787.78	64,088.59	98,804.95
<b>OBJECT 5465 TOTAL</b>	<b>TITLE IIA ESEA TCHR/PRIN PD</b>	<b>215,000.00</b>	<b>43,575.56</b>	<b>128,177.18</b>	<b>197,609.85</b>
500-0000-5471-0000-47100-4	Chid Nutrition Program Emergency Operating	0.00	116,495.16	0.00	0.00
<b>OBJECT 5471 TOTAL</b>	<b>Child Nutrition Program Emergency</b>	<b>0.00</b>	<b>116,495.16</b>	<b>0.00</b>	<b>0.00</b>
500-0000-5473-0000-47300-4	CARES - School Lunch Program	0.00	0.00	177,162.22	97,318.20
<b>OBJECT 5473 TOTAL</b>	<b>CARES-School Lunch Prog</b>	<b>0.00</b>	<b>0.00</b>	<b>177,162.22</b>	<b>97,318.20</b>
500-0000-5474-0000-47400-4	CARES - School Breakfast Prog	0.00	0.00	103,913.82	61,523.00
<b>OBJECT 5474 TOTAL</b>	<b>CARES-School Breakfast</b>	<b>0.00</b>	<b>0.00</b>	<b>103,913.82</b>	<b>61,523.00</b>
110-0000-5497-0000-00000-4	OTHER FEDERAL REVENUE 000	0.00	0.00	84,540.08	0.00
120-0000-5497-0000-00000-4	OTHER FEDERAL REVENUE 000	0.00	0.00	26,984.16	0.00
<b>OBJECT 5497 TOTAL</b>	<b>OTHER FEDERAL REVENUE</b>	<b>0.00</b>	<b>0.00</b>	<b>111,524.24</b>	<b>0.00</b>
410-0000-5611-0000-00100-1	SALE OF BONDS - GO Bond	0.00	0.00	37,708,737.00	0.00
<b>OBJECT 5611 TOTAL</b>	<b>SALE OF BONDS</b>	<b>0.00</b>	<b>0.00</b>	<b>37,708,737.00</b>	<b>0.00</b>
410-0000-5641-0000-00000-1	SALE OF SCHOOL BUSES	23,000.00	12,464.40	6,490.27	8,420.29
<b>OBJECT 5641 TOTAL</b>	<b>SALE OF SCHOOL BUSES</b>	<b>23,000.00</b>	<b>12,464.40</b>	<b>6,490.27</b>	<b>8,420.29</b>
110-0000-5651-0000-00000-1	SALE OF EQUIPMENT 000	0.00	0.00	0.00	6,510.00
410-0000-5651-0000-00000-1	SALE OF OTHER PROPERTY	0.00	14,241.64	16,832.08	8,127.93
500-0000-5651-0000-00000-1	SALE OF OTHER PROPERTY	0.00	0.00	147.00	280.00
<b>OBJECT 5651 TOTAL</b>	<b>SALE OF OTHER PROPERTY</b>	<b>0.00</b>	<b>14,241.64</b>	<b>16,979.08</b>	<b>14,917.93</b>
110-0000-5811-1075-00000-1	TUITION - OHS	0.00	0.00	0.00	5,129.88
110-0000-5811-3020-00000-1	TUITION - OMS	0.00	0.00	0.00	1,659.67
110-0000-5811-3040-00000-1	TUITION - WMS	0.00	0.00	0.00	1,659.67
110-0000-5811-3060-00000-1	TUITION - Bernard	0.00	0.00	0.00	1,659.67
110-0000-5811-4090-00000-1	TUITION - Hagemann	0.00	0.00	0.00	3,319.35
110-0000-5811-5060-00000-1	TUITION - Trautwein	0.00	0.00	0.00	1,659.67
<b>OBJECT 5811 TOTAL</b>	<b>TUITION</b>	<b>0.00</b>	<b>0.00</b>	<b>0.00</b>	<b>15,087.91</b>
110-0000-5831-0000-00000-1	OTHER DISTRICTS 000	405,000.00	0.00	0.00	0.00
110-0000-5831-1050-00318-1	OTHER DISTRICTS	0.00	65,137.00	120,680.00	166,035.50
110-0000-5831-1075-00318-1	OTHER DISTRICTS	0.00	65,137.00	120,680.00	123,368.50
<b>OBJECT 5831 TOTAL</b>	<b>OTHER DISTRICTS</b>	<b>405,000.00</b>	<b>130,274.00</b>	<b>241,360.00</b>	<b>289,404.00</b>
110-0000-5841-0000-00000-1	TRANSPORTATION NONHCAP LEAS	75,000.00	27,873.76	53,409.17	152,141.20
<b>OBJECT 5841 TOTAL</b>	<b>TRANSPORTATION OTHER LEAS</b>	<b>75,000.00</b>	<b>27,873.76</b>	<b>53,409.17</b>	<b>152,141.20</b>
110-0000-5842-0000-00000-1	TRANSP OTHER LEAs H'CAP	1,125,000.00	648,649.66	952,259.15	1,032,212.46
<b>OBJECT 5842 TOTAL</b>	<b>TRANSP OTHER LEAS H'CAP</b>	<b>1,125,000.00</b>	<b>648,649.66</b>	<b>952,259.15</b>	<b>1,032,212.46</b>

# **13. GENERAL LEDGER EXPENSES**



All Expenditure Accounts FY23

Account Code	Account Description	Budget Requested	1St Prior Year Actual	2Nd Prior Year Actual	3Rd Prior Year Actual
<b>GRAND TOTAL</b>		<b>149,299,674.88</b>	<b>70,107,812.26</b>	<b>121,508,675.17</b>	<b>121,838,760.99</b>
110-2113-6111-3000-00000-1	Regular Salaries	0.00	31,299.97	60,149.97	0.00
110-1131-6111-3000-00065-1	Regular Salaries	0.00	0.00	200.00	0.00
110-1131-6111-3020-00334-1	Regular Salaries	0.00	5,910.00	10,560.00	11,340.00
110-1131-6111-3040-00334-1	Regular Salaries	0.00	6,585.00	5,790.00	0.00
110-1281-6111-7500-12810-3	Regular Salaries	0.00	271,192.13	514,297.02	481,444.60
110-1271-6111-4060-46201-4	Regular Salaries	0.00	0.00	0.00	-0.01
120-1151-6111-1050-00000-1	SALARIES-TEACHERS FT CONTRACT-26 PP	0.00	3,026,390.67	5,649,897.36	5,766,510.31
120-1195-6111-1050-00000-1	Virtual Regular Salary - MHS	0.00	10,899.74	439,434.63	0.00
120-1271-6111-1050-00000-1	SALARIES-TEACHERS FT CONTRACT-26 PP	0.00	82,277.08	157,935.82	153,603.32
120-2122-6111-1050-00000-1	SALARIES-TEACHERS FT CONTRACT-26 PP	0.00	166,063.17	333,722.62	317,613.80
120-2142-6111-1050-00000-1	Psychological Services - MHS	0.00	2,437.34	0.00	0.00
120-2213-6111-1050-00000-1	Regular Salaries	0.00	1,638.26	3,166.28	3,069.30
120-2222-6111-1050-00000-1	SALARIES-TEACHERS FT CONTRACT-26 PP	0.00	61,531.34	118,007.48	113,559.12
120-2411-6111-1050-00000-1	SALARIES - ADMINISTRATION	0.00	318,608.80	505,532.61	496,378.82
120-1151-6111-1075-00000-1	SALARIES-TEACHERS FT CONTRACT-26 PP	0.00	3,226,188.70	6,024,225.87	6,172,066.59
120-1195-6111-1075-00000-1	Virtual Regular Salary - OHS	0.00	25,692.05	356,249.22	0.00
120-1271-6111-1075-00000-1	SALARIES-TEACHERS FT CONTRACT-26 PP	0.00	42,900.00	83,699.98	81,900.00
120-2122-6111-1075-00000-1	SALARIES-TEACHERS FT CONTRACT-26 PP	0.00	166,413.66	311,851.47	338,141.10
120-2142-6111-1075-00000-1	Psychological Services - OHS	0.00	2,437.14	0.00	0.00
120-2213-6111-1075-00000-1	Regular Salaries	0.00	1,638.26	3,166.28	3,069.30
120-2222-6111-1075-00000-1	SALARIES-TEACHERS FT CONTRACT-26 PP	0.00	39,074.75	130,139.32	125,690.96
120-2411-6111-1075-00000-1	SALARIES - ADMINISTRATION	0.00	330,760.99	528,903.94	515,903.82
120-1131-6111-3000-00000-1	SALARIES-TEACHERS FT CONTRACT-26 PP	0.00	1,111,290.06	1,817,934.74	2,218,730.01
120-1195-6111-3000-00000-1	Virtual Regular Salary - Buerkle	0.00	40,191.92	445,820.08	0.00
120-1271-6111-3000-00000-1	SALARIES-TEACHERS FT CONTRACT-26 PP	0.00	71,008.25	130,264.79	125,349.98
120-2122-6111-3000-00000-1	SALARIES-TEACHERS FT CONTRACT-26 PP	0.00	54,493.40	110,603.25	106,545.41
120-2142-6111-3000-00000-1	Psychological Services - Buerkle	0.00	2,175.03	0.00	0.00
120-2213-6111-3000-00000-1	Regular Salaries	0.00	1,638.26	3,166.28	3,069.30
120-2222-6111-3000-00000-1	SALARIES-TEACHERS FT CONTRACT-26 PP	0.00	29,255.46	56,034.04	53,809.90
120-2411-6111-3000-00000-1	SALARIES - ADMINISTRATION	0.00	132,615.36	207,999.96	201,999.90
120-1131-6111-3020-00000-1	SALARIES-TEACHERS FT CONTRACT-26 PP	0.00	1,156,385.98	1,901,703.18	2,244,844.56
120-1195-6111-3020-00000-1	Virtual Regular Salary - OMS	0.00	25,597.91	283,703.89	0.00
120-1271-6111-3020-00000-1	SALARIES-TEACHERS FT CONTRACT-26 PP	0.00	24,824.58	6,201.95	31,175.00
120-2122-6111-3020-00000-1	SALARIES-TEACHERS FT CONTRACT-26 PP	0.00	64,239.50	123,362.72	118,876.39
120-2142-6111-3020-00000-1	Psychological Services - OMS	0.00	2,175.03	0.00	0.00
120-2213-6111-3020-00000-1	Regular Salaries	0.00	1,638.26	3,166.28	3,069.30
120-2222-6111-3020-00000-1	SALARIES-TEACHERS FT CONTRACT-26 PP	0.00	43,371.38	84,619.76	82,800.00
120-2411-6111-3020-00000-1	SALARIES - ADMINISTRATION	0.00	148,777.28	234,762.84	228,763.00
120-1131-6111-3040-00000-1	SALARIES-TEACHERS FT CONTRACT-26 PP	0.00	1,002,514.12	1,719,906.80	1,965,235.17
120-1195-6111-3040-00000-1	Virtual Regular Salary - WMS	0.00	24,342.71	270,194.27	0.00
120-1271-6111-3040-00000-1	SALARIES-TEACHERS FT CONTRACT-26 PP	0.00	33,475.00	58,298.05	31,175.00
120-2122-6111-3040-00000-1	SALARIES-TEACHERS FT CONTRACT-26 PP	0.00	31,671.18	79,377.67	75,691.55

All Expenditure Accounts FY23

Account Code	Account Description	Budget Requested	1St Prior Year Actual	2Nd Prior Year Actual	3Rd Prior Year Actual
120-2142-6111-3040-00000-1	Psychological Services - WMS	0.00	2,465.06	0.00	0.00
120-2213-6111-3040-00000-1	Regular Salaries	0.00	1,638.26	3,166.28	3,069.30
120-2222-6111-3040-00000-1	SALARIES-TEACHERS FT CONTRACT-26 PP	0.00	41,147.21	80,171.42	77,947.14
120-2411-6111-3040-00000-1	SALARIES - ADMINISTRATION	0.00	130,030.72	203,800.00	205,039.90
120-1131-6111-3060-00000-1	SALARIES-TEACHERS FT CONTRACT-26 PP	0.00	1,146,023.41	1,903,615.26	2,157,353.15
120-1195-6111-3060-00000-1	Virtual Regular Salary - Bernard	0.00	31,756.26	351,253.79	0.00
120-1271-6111-3060-00000-1	SALARIES-TEACHERS FT CONTRACT-26 PP	0.00	32,749.99	63,050.00	60,900.00
120-2122-6111-3060-00000-1	SALARIES-TEACHERS FT CONTRACT-26 PP	0.00	70,444.27	136,218.49	126,581.64
120-2142-6111-3060-00000-1	Psychological Services - Bernard	0.00	1,885.00	0.00	0.00
120-2213-6111-3060-00000-1	Regular Salaries	0.00	1,638.26	3,166.28	3,069.30
120-2222-6111-3060-00000-1	SALARIES-TEACHERS FT CONTRACT-26 PP	0.00	43,371.38	84,619.76	82,800.00
120-2411-6111-3060-00000-1	SALARIES - ADMINISTRATION	0.00	130,461.44	204,500.00	198,499.86
120-1111-6111-4020-00000-1	SALARIES-TEACHERS FT CONTRACT-26 PP	0.00	744,985.54	1,240,176.51	1,446,431.27
120-1195-6111-4020-00000-1	Virtual Regular Salary - Beasley	0.00	6,986.28	198,625.56	0.00
120-1251-6111-4020-00000-1	Regular Salaries	0.00	17,006.21	32,427.20	31,712.46
120-1271-6111-4020-00000-1	SALARIES-TEACHERS FT CONTRACT-26 PP	0.00	32,560.06	63,440.00	61,679.80
120-2122-6111-4020-00000-1	SALARIES-TEACHERS FT CONTRACT-26 PP	0.00	29,537.56	56,500.00	53,300.00
120-2142-6111-4020-00000-1	Psychological Services - Beasley	0.00	30,677.53	58,325.00	56,175.00
120-2213-6111-4020-00000-1	Regular Salaries	0.00	1,638.26	3,166.28	3,069.30
120-2222-6111-4020-00000-1	SALARIES-TEACHERS FT CONTRACT-26 PP	0.00	570.57	1,097.97	48,842.24
120-2411-6111-4020-00000-1	SALARIES - ADMINISTRATION	0.00	72,430.72	114,200.00	111,199.92
120-1111-6111-4060-00000-1	SALARIES-TEACHERS FT CONTRACT-26 PP	0.00	1,013,099.40	1,549,984.25	1,893,363.52
120-1195-6111-4060-00000-1	Virtual Regular Salary - Bierbaum	0.00	11,399.14	322,766.20	0.00
120-1251-6111-4060-00000-1	SALARIES-STIPEND CONTRACTS-26PP	0.00	31,181.28	58,715.34	57,374.50
120-1271-6111-4060-00000-1	SALARIES-TEACHERS FT CONTRACT-26 PP	0.00	104,829.27	199,449.88	190,349.78
120-2122-6111-4060-00000-1	SALARIES-TEACHERS FT CONTRACT-26 PP	0.00	60,074.95	117,924.98	110,250.00
120-2142-6111-4060-00000-1	Psychological Services - Bierbaum	0.00	2,175.03	0.00	0.00
120-2213-6111-4060-00000-1	Regular Salaries	0.00	1,638.26	3,166.28	3,069.42
120-2222-6111-4060-00000-1	SALARIES-TEACHERS FT CONTRACT-26 PP	0.00	330.07	631.80	54,896.66
120-2411-6111-4060-00000-1	SALARIES - ADMINISTRATION	0.00	122,769.28	196,000.00	188,999.98
120-1111-6111-4070-00000-1	SALARIES-TEACHERS FT CONTRACT-26 PP	0.00	883,481.06	1,487,329.01	1,651,801.64
120-1195-6111-4070-00000-1	Virtual Regular Salary - Blades	0.00	7,935.08	223,452.63	0.00
120-1271-6111-4070-00000-1	SALARIES-TEACHERS FT CONTRACT-26 PP	0.00	34,149.96	65,800.00	63,599.90
120-2122-6111-4070-00000-1	SALARIES-TEACHERS FT CONTRACT-26 PP	0.00	32,400.03	62,225.00	58,950.00
120-2142-6111-4070-00000-1	Psychological Services - Blades	0.00	2,175.03	0.00	0.00
120-2213-6111-4070-00000-1	Regular Salaries	0.00	1,638.80	3,167.16	3,069.70
120-2222-6111-4070-00000-1	SALARIES-TEACHERS FT CONTRACT-26 PP	0.00	679.51	1,315.07	58,558.61
120-2411-6111-4070-00000-1	SALARIES - ADMINISTRATION	0.00	100,977.92	159,189.10	154,589.22
120-1111-6111-4080-00000-1	SALARIES-TEACHERS FT CONTRACT-26 PP	0.00	972,160.52	1,176,110.14	1,385,673.17
120-1195-6111-4080-00000-1	Virtual Regular Salary - Forder	0.00	6,986.28	198,625.34	0.00
120-1251-6111-4080-00000-1	Regular Salaries	0.00	58,150.04	33,649.98	32,549.87
120-1271-6111-4080-00000-1	SALARIES-TEACHERS FT CONTRACT-26 PP	0.00	52,052.52	96,109.96	89,670.08
120-2122-6111-4080-00000-1	SALARIES-TEACHERS FT CONTRACT-26 PP	0.00	42,300.05	82,500.00	80,256.59

*All Expenditure Accounts FY23*

Account Code	Account Description	Budget Requested	1St Prior Year Actual	2Nd Prior Year Actual	3Rd Prior Year Actual
120-2142-6111-4080-00000-1	Psychological Services - Forder	0.00	2,175.03	0.00	0.00
120-2213-6111-4080-00000-1	Regular Salaries	0.00	1,638.26	3,166.28	3,069.30
120-2222-6111-4080-00000-1	SALARIES-TEACHERS FT CONTRACT-26 PP	0.00	490.62	937.04	41,303.59
120-2411-6111-4080-00000-1	SALARIES - ADMINISTRATION	0.00	69,600.00	109,599.88	106,600.00
120-1111-6111-4090-00000-1	SALARIES-TEACHERS FT CONTRACT-26 PP	0.00	702,205.33	1,373,661.06	1,463,532.54
120-1195-6111-4090-00000-1	Virtual Regular Salary - Hagemann	0.00	6,144.66	173,794.70	0.00
120-1271-6111-4090-00000-1	SALARIES-TEACHERS FT CONTRACT-26 PP	0.00	34,149.96	61,599.98	59,450.00
120-2122-6111-4090-00000-1	SALARIES-TEACHERS FT CONTRACT-26 PP	0.00	32,650.02	62,799.88	60,524.88
120-2142-6111-4090-00000-1	Psychological Services - Hagemann	0.00	2,175.03	0.00	0.00
120-2213-6111-4090-00000-1	Regular Salaries	0.00	1,638.26	3,166.28	3,069.30
120-2222-6111-4090-00000-1	SALARIES-TEACHERS FT CONTRACT-26 PP	0.00	517.66	1,405.93	50,174.00
120-2411-6111-4090-00000-1	SALARIES - ADMINISTRATION	0.00	68,307.68	107,500.00	104,499.98
120-1111-6111-5000-00000-1	SALARIES-TEACHERS FT CONTRACT-26 PP	0.00	835,872.56	1,459,703.66	1,515,012.97
120-1195-6111-5000-00000-1	Virtual Regular Salary - Oakville Elem	0.00	6,990.28	198,624.34	0.00
120-1271-6111-5000-00000-1	SALARIES-TEACHERS FT CONTRACT-26 PP	0.00	34,900.06	67,299.96	65,100.00
120-2122-6111-5000-00000-1	SALARIES-TEACHERS FT CONTRACT-26 PP	0.00	31,612.49	60,649.94	58,374.94
120-2142-6111-5000-00000-1	Psychological Services - Oakville Elem	0.00	2,175.03	0.00	0.00
120-2213-6111-5000-00000-1	Regular Salaries	0.00	1,638.50	3,166.94	3,069.30
120-2222-6111-5000-00000-1	SALARIES-TEACHERS FT CONTRACT-26 PP	0.00	698.23	1,354.33	60,737.78
120-2411-6111-5000-00000-1	SALARIES - ADMINISTRATION	0.00	66,153.92	109,099.90	106,100.00
120-1111-6111-5020-00000-1	SALARIES-TEACHERS FT CONTRACT-26 PP	0.00	747,191.32	1,361,879.25	1,497,382.71
120-1195-6111-5020-00000-1	Virtual Regular Salary - Point	0.00	7,836.15	223,450.96	0.00
120-1271-6111-5020-00000-1	SALARIES-TEACHERS FT CONTRACT-26 PP	0.00	20,349.94	39,650.00	38,549.94
120-2122-6111-5020-00000-1	SALARIES-TEACHERS FT CONTRACT-26 PP	0.00	26,800.02	50,599.90	48,499.88
120-2142-6111-5020-00000-1	Psychological Services - Point	0.00	2,175.03	0.00	0.00
120-2213-6111-5020-00000-1	Regular Salaries	0.00	1,638.26	3,166.28	3,069.30
120-2222-6111-5020-00000-1	SALARIES-TEACHERS FT CONTRACT-26 PP	0.00	754.26	1,471.60	66,420.00
120-2411-6111-5020-00000-1	SALARIES - ADMINISTRATION	0.00	71,938.40	113,400.00	110,399.90
120-1111-6111-5040-00000-1	SALARIES-TEACHERS FT CONTRACT-26 PP	0.00	838,462.15	1,534,816.21	1,503,841.61
120-1195-6111-5040-00000-1	Virtual Regular Salary - Rogers	0.00	7,461.82	198,625.81	0.00
120-1271-6111-5040-00000-1	SALARIES-TEACHERS FT CONTRACT-26 PP	0.00	20,350.07	39,650.00	38,549.94
120-2122-6111-5040-00000-1	SALARIES-TEACHERS FT CONTRACT-26 PP	0.00	31,837.52	84,800.00	83,000.00
120-2142-6111-5040-00000-1	Psychological Services - Rogers	0.00	4,060.03	0.00	0.00
120-2213-6111-5040-00000-1	Regular Salaries	0.00	1,638.26	3,166.28	3,069.30
120-2222-6111-5040-00000-1	SALARIES-TEACHERS FT CONTRACT-26 PP	0.00	606.97	1,170.25	52,127.09
120-2411-6111-5040-00000-1	SALARIES - ADMINISTRATION	0.00	72,430.72	114,200.00	111,199.92
120-1111-6111-5060-00000-1	SALARIES-TEACHERS FT CONTRACT-26 PP	0.00	806,493.85	1,282,364.61	1,480,917.25
120-1195-6111-5060-00000-1	Virtual Regular Salary - Trautwein	0.00	11,018.95	322,764.92	0.00
120-1271-6111-5060-00000-1	SALARIES-TEACHERS FT CONTRACT-26 PP	0.00	45,623.81	58,074.90	55,799.90
120-2122-6111-5060-00000-1	SALARIES-TEACHERS FT CONTRACT-26 PP	0.00	30,574.96	61,225.00	59,075.00
120-2142-6111-5060-00000-1	Psychological Services - Trautwein	0.00	2,175.03	0.00	0.00
120-2213-6111-5060-00000-1	Regular Salaries	0.00	1,638.26	3,166.28	3,069.30
120-2222-6111-5060-00000-1	SALARIES-TEACHERS FT CONTRACT-26 PP	0.00	496.08	2,607.19	67,312.13

All Expenditure Accounts FY23

Account Code	Account Description	Budget Requested	1St Prior Year Actual	2Nd Prior Year Actual	3Rd Prior Year Actual
120-2411-6111-5060-00000-1	SALARIES - ADMINISTRATION	0.00	105,150.72	165,619.98	160,619.85
120-1111-6111-5080-00000-1	SALARIES-TEACHERS FT CONTRACT-26 PP	0.00	440,095.17	763,265.40	783,182.40
120-1195-6111-5080-00000-1	Virtual Regular Salary - MOSAIC	0.00	6,145.00	173,794.97	0.00
120-1251-6111-5080-00000-1	SALARIES-TEACHERS FT CONTRACT-26 PP	0.00	36,698.09	76,274.90	73,800.12
120-2122-6111-5080-00000-1	SALARIES-TEACHERS FT CONTRACT-26 PP	0.00	28,212.47	53,925.00	51,724.92
120-2142-6111-5080-00000-1	Psychological Services - MOSAIC	0.00	2,175.03	0.00	0.00
120-2213-6111-5080-00000-1	Regular Salaries	0.00	1,649.44	3,187.86	3,090.36
120-2222-6111-5080-00000-1	SALARIES-TEACHERS FT CONTRACT-26 PP	0.00	512.20	980.71	43,034.45
120-2411-6111-5080-00000-1	SALARIES - ADMINISTRATION	0.00	75,138.40	118,600.00	115,599.90
120-1111-6111-5100-00000-1	SALARIES-TEACHERS FT CONTRACT-26 PP	0.00	873,917.18	1,474,814.53	1,574,697.93
120-1195-6111-5100-00000-1	Virtual Regular Salary - Wohlwend	0.00	8,718.20	248,282.92	0.00
120-1271-6111-5100-00000-1	SALARIES-TEACHERS FT CONTRACT-26 PP	0.00	23,225.02	44,300.00	21,572.16
120-2122-6111-5100-00000-1	SALARIES-TEACHERS FT CONTRACT-26 PP	0.00	33,475.00	64,500.00	62,350.00
120-2142-6111-5100-00000-1	Psychological Services - Wohlwend	0.00	2,175.03	0.00	0.00
120-2213-6111-5100-00000-1	Regular Salaries	0.00	1,638.26	3,166.28	3,069.30
120-2222-6111-5100-00000-1	SALARIES-TEACHERS FT CONTRACT-26 PP	0.00	679.51	1,315.07	58,877.73
120-2411-6111-5100-00000-1	SALARIES - ADMINISTRATION	0.00	106,515.68	167,838.00	162,837.99
120-3512-6111-7500-00000-1	SALARIES-TEACHERS FT CONTRACT-26 PP	0.00	62,150.01	118,299.92	113,330.72
120-2521-6111-8000-00000-1	SALARIES-TEACHERS FT CONTRACT-26 PP	54,285,348.00	0.00	0.00	0.00
120-1151-6111-1050-00063-1	Regular Salaries - Dept Head	0.00	18,250.00	36,500.00	36,000.00
120-2122-6111-1050-00063-1	Regular Salaries - Dept Head	0.00	1,500.00	3,000.00	3,000.00
120-1151-6111-1075-00063-1	Regular Salaries - Dept Head	0.00	18,000.00	36,000.00	36,000.00
120-2122-6111-1075-00063-1	Regular Salaries - Dept Head	0.00	1,500.00	3,000.00	3,000.00
120-1131-6111-3000-00063-1	Regular Salaries - Dept Head	0.00	6,000.00	12,000.00	12,000.00
120-1131-6111-3020-00063-1	Regular Salaries - Dept Head	0.00	6,000.00	12,000.00	12,000.00
120-1131-6111-3040-00063-1	Regular Salaries - Dept Head	0.00	5,250.00	10,500.00	10,500.00
120-1131-6111-3060-00063-1	Regular Salaries - Dept Head	0.00	6,250.00	12,500.00	12,500.00
120-1151-6111-1050-00064-1	Regular Salaries - Teacher Assistant	0.00	17,203.68	20,438.56	27,349.44
120-1151-6111-1075-00064-1	Regular Salaries - Teacher Assistant	0.00	17,203.68	29,996.16	30,731.36
120-1151-6111-1050-00065-1	Regular Salaries - Certified Overload	0.00	6,537.50	3,730.00	2,288.00
120-1151-6111-1075-00065-1	Regular Salaries - Certified Overload	0.00	7,162.50	4,370.00	3,148.00
120-1131-6111-3000-00065-1	Regular Salaries - Certified Overload	0.00	9,150.00	5,820.00	2,924.00
120-1131-6111-3020-00065-1	Regular Salaries - Certified Overload	0.00	2,775.00	2,520.00	1,264.00
120-1131-6111-3040-00065-1	Regular Salaries - Certified Overload	0.00	7,587.50	6,230.00	2,064.00
120-1131-6111-3060-00065-1	Regular Salaries - Certified Overload	0.00	5,637.50	3,975.00	1,040.00
120-1111-6111-4020-00065-1	Regular Salaries - Certified Overload	0.00	1,625.00	70.00	1,256.00
120-1111-6111-4060-00065-1	Regular Salaries - Certified Overload	0.00	7,043.75	1,430.00	3,388.00
120-1111-6111-4070-00065-1	Regular Salaries - Certified Overload	0.00	5,156.25	500.00	2,292.00
120-1111-6111-4080-00065-1	Regular Salaries - Certified Overload	0.00	5,175.00	20.00	1,932.00
120-1111-6111-4090-00065-1	Regular Salaries - Certified Overload	0.00	3,862.50	1,070.00	1,064.00
120-1111-6111-5000-00065-1	Regular Salaries - Certified Overload	0.00	393.75	3,300.00	1,108.00
120-1111-6111-5020-00065-1	Regular Salaries - Certified Overload	0.00	5,818.75	2,900.00	1,236.00
120-1111-6111-5040-00065-1	Regular Salaries - Certified Overload	0.00	1,475.00	1,830.00	392.00

*All Expenditure Accounts FY23*

Account Code	Account Description	Budget Requested	1St Prior Year Actual	2Nd Prior Year Actual	3Rd Prior Year Actual
120-1111-6111-5060-00065-1	Regular Salaries - Certified Overload	0.00	262.50	250.00	32.00
120-1111-6111-5080-00065-1	Regular Salaries - Certified Overload	0.00	487.50	0.00	420.00
120-1111-6111-5100-00065-1	Regular Salaries - Certified Overload	0.00	4,275.00	2,535.00	2,724.00
120-2211-6111-1050-00310-1	Regular Salaries	0.00	4,999.36	7,823.92	7,523.88
120-2211-6111-1075-00310-1	Regular Salaries	0.00	4,999.36	7,823.92	7,523.88
120-2211-6111-3000-00310-1	Regular Salaries	0.00	4,999.46	7,824.40	7,523.88
120-2211-6111-3020-00310-1	Regular Salaries	0.00	4,999.58	7,823.92	7,523.88
120-2211-6111-3040-00310-1	Regular Salaries	0.00	4,999.36	7,823.92	7,525.88
120-2211-6111-3060-00310-1	Regular Salaries	0.00	4,999.36	7,824.48	7,523.88
120-2211-6111-4020-00310-1	Regular Salaries	0.00	3,332.96	5,216.12	5,015.92
120-2211-6111-4060-00310-1	Regular Salaries	0.00	4,999.36	7,823.92	7,523.88
120-2211-6111-4070-00310-1	Regular Salaries	0.00	4,999.36	7,823.92	7,523.88
120-2211-6111-4080-00310-1	Regular Salaries	0.00	4,999.36	7,823.92	7,523.88
120-2211-6111-4090-00310-1	Regular Salaries	0.00	4,999.36	7,823.92	7,523.88
120-2211-6111-5000-00310-1	Regular Salaries	0.00	4,999.36	7,823.92	7,523.88
120-2211-6111-5020-00310-1	Regular Salaries	0.00	4,999.36	7,823.92	7,523.88
120-2211-6111-5040-00310-1	Regular Salaries	0.00	4,999.36	7,823.92	7,523.88
120-2211-6111-5060-00310-1	Regular Salaries	0.00	4,999.36	7,823.92	7,523.88
120-2211-6111-5080-00310-1	Regular Salaries	0.00	4,999.36	7,823.92	7,523.88
120-2211-6111-5100-00310-1	Regular Salaries	0.00	4,999.36	7,823.92	7,523.88
120-1211-6111-3000-00316-1	SALARIES-TEACHERS FT CONTRACT-26 PP	0.00	13,275.08	25,650.00	24,899.94
120-1211-6111-3020-00316-1	SALARIES-TEACHERS FT CONTRACT-26 PP	0.00	39,400.01	76,300.00	74,100.00
120-1211-6111-3040-00316-1	SALARIES-TEACHERS FT CONTRACT-26 PP	0.00	125,412.43	316,700.00	326,049.62
120-1211-6111-3060-00316-1	SALARIES-TEACHERS FT CONTRACT-26 PP	0.00	21,799.96	41,400.00	39,999.96
120-1195-6111-1050-00317-1	SALARIES-TEACHERS FT CONTRACT-26 PP	0.00	34,900.06	124,174.96	92,462.40
120-1195-6111-1075-00317-1	SALARIES-TEACHERS FT CONTRACT-26 PP	0.00	0.00	63,800.00	106,540.94
120-1193-6111-1050-00318-1	Regular Salaries	0.00	109,505.77	200,895.76	232,875.80
120-1193-6111-1075-00318-1	Regular Salaries	0.00	125,825.55	200,894.98	232,874.74
120-2211-6111-1050-00331-1	Regular Salaries	0.00	46,816.22	74,798.77	72,224.34
120-2211-6111-1075-00331-1	Regular Salaries	0.00	46,815.96	74,798.51	72,223.81
120-2211-6111-3000-00331-1	Regular Salaries	0.00	16,569.98	29,398.64	28,324.38
120-2211-6111-3020-00331-1	Regular Salaries	0.00	16,569.98	29,398.64	28,324.38
120-2211-6111-3040-00331-1	Regular Salaries	0.00	16,569.92	29,398.38	28,324.88
120-2211-6111-3060-00331-1	Regular Salaries	0.00	15,992.50	28,092.87	27,063.63
120-2211-6111-4020-00331-1	Regular Salaries	0.00	3,286.08	5,139.94	4,940.00
120-2211-6111-4060-00331-1	Regular Salaries	0.00	4,929.28	7,710.04	7,410.00
120-2211-6111-4070-00331-1	Regular Salaries	0.00	4,929.28	7,710.04	7,410.00
120-2211-6111-4080-00331-1	Regular Salaries	0.00	4,929.28	7,710.04	7,410.00
120-2211-6111-4090-00331-1	Regular Salaries	0.00	4,929.28	7,710.04	7,410.00
120-2211-6111-5000-00331-1	Regular Salaries	0.00	4,929.28	7,710.04	7,410.00
120-2211-6111-5020-00331-1	Regular Salaries	0.00	4,929.28	7,710.04	7,410.00
120-2211-6111-5040-00331-1	Regular Salaries	0.00	4,929.28	7,710.04	7,410.00
120-2211-6111-5060-00331-1	Regular Salaries	0.00	4,929.28	7,710.04	7,410.00

All Expenditure Accounts FY23

Account Code	Account Description	Budget Requested	1St Prior Year Actual	2Nd Prior Year Actual	3Rd Prior Year Actual
120-2211-6111-5080-00331-1	Regular Salaries	0.00	4,929.28	7,710.04	7,410.00
120-2211-6111-5100-00331-1	Regular Salaries	0.00	4,929.08	7,709.76	7,410.00
120-2321-6111-8000-00331-1	Regular Salaries	0.00	92,307.68	144,499.94	139,499.88
120-2663-6111-8100-00331-1	SALARIES - ADMINISTRATION	0.00	62,430.72	97,950.00	94,949.92
120-2212-6111-1050-00332-1	Regular Salaries	0.00	1,043.90	0.00	0.00
120-2212-6111-1075-00332-1	Regular Salaries	0.00	1,043.90	0.00	0.00
120-2212-6111-3000-00332-1	Regular Salaries	0.00	1,252.68	0.00	0.00
120-2212-6111-3020-00332-1	Regular Salaries	0.00	1,252.68	0.00	0.00
120-2212-6111-3040-00332-1	Regular Salaries	0.00	1,252.68	0.00	0.00
120-2212-6111-3060-00332-1	Regular Salaries	0.00	1,252.68	0.00	0.00
120-2212-6111-4020-00332-1	Regular Salaries	0.00	1,573.65	8,980.91	12,799.54
120-2212-6111-4060-00332-1	Regular Salaries	0.00	1,573.65	8,980.91	12,799.54
120-2212-6111-4070-00332-1	Regular Salaries	0.00	1,573.65	8,980.91	12,799.02
120-2212-6111-4080-00332-1	Regular Salaries	0.00	1,573.65	8,980.91	12,799.80
120-2212-6111-4090-00332-1	Regular Salaries	0.00	1,573.65	8,980.91	12,799.54
120-2212-6111-5000-00332-1	Regular Salaries	0.00	1,573.65	8,981.33	12,799.54
120-2212-6111-5020-00332-1	Regular Salaries	0.00	1,573.65	8,980.91	12,800.54
120-2212-6111-5040-00332-1	Regular Salaries	0.00	1,573.65	8,980.91	12,799.54
120-2212-6111-5060-00332-1	Regular Salaries	0.00	1,573.65	8,981.27	12,799.54
120-2212-6111-5080-00332-1	Regular Salaries	0.00	1,573.65	8,981.13	12,799.54
120-2212-6111-5100-00332-1	Regular Salaries	0.00	1,609.27	9,979.07	14,221.74
120-2212-6111-1050-00333-1	Regular Salaries	0.00	4,270.65	16,183.96	15,674.10
120-2212-6111-1075-00333-1	Regular Salaries	0.00	4,270.65	16,183.96	15,674.10
120-2212-6111-3000-00333-1	Regular Salaries	0.00	4,479.43	16,183.96	15,674.10
120-2212-6111-3020-00333-1	Regular Salaries	0.00	4,479.33	16,184.18	15,673.58
120-2212-6111-3040-00333-1	Regular Salaries	0.00	4,479.43	16,183.96	15,674.10
120-2212-6111-3060-00333-1	Regular Salaries	0.00	4,099.78	14,279.98	13,829.92
120-2212-6111-4020-00333-1	Regular Salaries	0.00	1,252.98	0.00	0.00
120-2212-6111-4060-00333-1	Regular Salaries	0.00	1,254.03	0.00	0.00
120-2212-6111-4070-00333-1	Regular Salaries	0.00	1,252.68	0.00	0.00
120-2212-6111-4080-00333-1	Regular Salaries	0.00	1,252.68	0.00	0.00
120-2212-6111-4090-00333-1	Regular Salaries	0.00	1,252.68	0.00	0.00
120-2212-6111-5000-00333-1	Regular Salaries	0.00	1,252.68	0.00	0.00
120-2212-6111-5020-00333-1	Regular Salaries	0.00	1,252.68	0.00	0.00
120-2212-6111-5040-00333-1	Regular Salaries	0.00	1,252.68	0.00	0.00
120-2212-6111-5060-00333-1	Regular Salaries	0.00	1,252.68	0.00	0.00
120-2212-6111-5080-00333-1	Regular Salaries	0.00	1,252.68	0.00	0.00
120-2212-6111-5100-00333-1	Regular Salaries	0.00	1,252.68	0.00	0.00
120-1131-6111-3040-00334-1	Regular Salaries - Teacher Assistant	0.00	0.00	0.00	11,220.00
120-1131-6111-3060-00334-1	Regular Salaries - Teacher Assistant	0.00	5,280.00	10,020.00	10,890.00
120-2212-6111-1050-00336-1	Regular Salaries	0.00	1,724.97	0.00	0.00
120-2222-6111-1050-00336-1	Regular Salaries	0.00	3,489.28	5,460.00	6,509.88
120-2212-6111-1075-00336-1	Regular Salaries	0.00	1,724.97	0.00	0.00

All Expenditure Accounts FY23

Account Code	Account Description	Budget Requested	1St Prior Year Actual	2Nd Prior Year Actual	3Rd Prior Year Actual
120-2222-6111-1075-00336-1	Regular Salaries	0.00	3,489.28	5,460.00	6,509.88
120-2212-6111-3000-00336-1	Regular Salaries	0.00	1,724.97	0.00	0.00
120-2222-6111-3000-00336-1	Regular Salaries	0.00	3,489.28	5,460.00	6,509.88
120-2212-6111-3020-00336-1	Regular Salaries	0.00	1,724.97	0.00	0.00
120-2222-6111-3020-00336-1	Regular Salaries	0.00	3,489.28	5,460.00	6,509.88
120-2212-6111-3040-00336-1	Regular Salaries	0.00	1,724.97	0.00	0.00
120-2222-6111-3040-00336-1	Regular Salaries	0.00	3,489.28	5,460.00	6,509.88
120-2212-6111-3060-00336-1	Regular Salaries	0.00	1,724.97	0.00	0.00
120-2222-6111-3060-00336-1	Regular Salaries	0.00	3,489.28	5,460.00	6,509.88
120-2212-6111-4020-00336-1	Regular Salaries	0.00	1,437.54	0.00	0.00
120-2222-6111-4020-00336-1	Regular Salaries	0.00	2,326.08	3,640.00	4,339.92
120-2212-6111-4060-00336-1	Regular Salaries	0.00	1,725.09	0.00	0.00
120-2222-6111-4060-00336-1	Regular Salaries	0.00	3,489.28	5,460.00	6,509.88
120-2212-6111-4070-00336-1	Regular Salaries	0.00	1,724.97	0.00	0.00
120-2222-6111-4070-00336-1	Regular Salaries	0.00	3,489.28	5,460.00	6,509.88
120-2212-6111-4080-00336-1	Regular Salaries	0.00	1,724.97	0.00	0.00
120-2222-6111-4080-00336-1	Regular Salaries	0.00	3,489.28	5,460.00	6,511.88
120-2212-6111-4090-00336-1	Regular Salaries	0.00	1,725.24	0.00	0.00
120-2222-6111-4090-00336-1	Regular Salaries	0.00	3,489.28	5,460.00	6,509.88
120-2212-6111-5000-00336-1	Regular Salaries	0.00	1,724.97	0.00	0.00
120-2222-6111-5000-00336-1	Regular Salaries	0.00	3,489.28	5,460.00	6,509.88
120-2212-6111-5020-00336-1	Regular Salaries	0.00	1,724.97	0.00	0.00
120-2222-6111-5020-00336-1	Regular Salaries	0.00	3,489.08	5,460.00	6,509.88
120-2212-6111-5040-00336-1	Regular Salaries	0.00	1,724.97	0.00	0.00
120-2222-6111-5040-00336-1	Regular Salaries	0.00	3,488.84	5,460.00	6,509.88
120-2212-6111-5060-00336-1	Regular Salaries	0.00	1,724.97	0.00	0.00
120-2222-6111-5060-00336-1	Regular Salaries	0.00	3,489.28	5,460.00	6,509.88
120-2212-6111-5080-00336-1	Regular Salaries	0.00	1,437.54	0.00	0.00
120-2222-6111-5080-00336-1	Regular Salaries	0.00	3,489.28	5,460.00	6,509.88
120-2212-6111-5100-00336-1	Regular Salaries	0.00	1,724.97	0.00	0.00
120-2222-6111-5100-00336-1	Regular Salaries	0.00	3,489.28	5,460.00	6,509.88
120-2212-6111-1050-00338-1	Regular Salaries	0.00	1,586.45	0.00	0.00
120-2212-6111-1075-00338-1	Regular Salaries	0.00	1,586.53	0.00	0.00
120-2212-6111-3000-00338-1	Regular Salaries	0.00	1,903.88	0.00	0.00
120-2212-6111-3020-00338-1	Regular Salaries	0.00	1,903.88	0.00	0.00
120-2212-6111-3040-00338-1	Regular Salaries	0.00	1,903.88	0.00	0.00
120-2212-6111-3060-00338-1	Regular Salaries	0.00	1,903.88	0.00	0.00
120-2212-6111-4020-00338-1	Regular Salaries	0.00	1,903.88	0.00	0.00
120-2212-6111-4060-00338-1	Regular Salaries	0.00	1,903.88	0.00	0.00
120-2212-6111-4070-00338-1	Regular Salaries	0.00	1,903.88	0.00	0.00
120-2212-6111-4080-00338-1	Regular Salaries	0.00	1,903.52	0.00	0.00
120-2212-6111-4090-00338-1	Regular Salaries	0.00	1,903.88	0.00	0.00
120-2212-6111-5000-00338-1	Regular Salaries	0.00	1,903.88	0.00	0.00

All Expenditure Accounts FY23

Account Code	Account Description	Budget Requested	1St Prior Year Actual	2Nd Prior Year Actual	3Rd Prior Year Actual
120-2212-6111-5020-00338-1	Regular Salaries	0.00	1,903.88	0.00	0.00
120-2212-6111-5040-00338-1	Regular Salaries	0.00	1,903.88	0.00	0.00
120-2212-6111-5060-00338-1	Regular Salaries	0.00	1,903.88	0.00	0.00
120-2212-6111-5080-00338-1	Regular Salaries	0.00	1,903.88	0.00	0.00
120-2212-6111-5100-00338-1	Regular Salaries	0.00	1,903.88	0.00	0.00
120-2212-6111-1050-00339-1	Regular Salaries	0.00	1,586.53	0.00	0.00
120-2212-6111-1075-00339-1	Regular Salaries	0.00	1,586.53	0.00	0.00
120-2212-6111-3000-00339-1	Regular Salaries	0.00	1,903.88	0.00	0.00
120-2212-6111-3020-00339-1	Regular Salaries	0.00	1,903.80	0.00	0.00
120-2212-6111-3040-00339-1	Regular Salaries	0.00	1,903.52	0.00	0.00
120-2212-6111-3060-00339-1	Regular Salaries	0.00	1,903.88	0.00	0.00
120-2212-6111-4020-00339-1	Regular Salaries	0.00	1,903.88	0.00	0.00
120-2212-6111-4060-00339-1	Regular Salaries	0.00	1,903.88	0.00	0.00
120-2212-6111-4070-00339-1	Regular Salaries	0.00	1,903.88	0.00	0.00
120-2212-6111-4080-00339-1	Regular Salaries	0.00	1,903.88	0.00	0.00
120-2212-6111-4090-00339-1	Regular Salaries	0.00	1,903.88	0.00	0.00
120-2212-6111-5000-00339-1	Regular Salaries	0.00	1,903.88	0.00	0.00
120-2212-6111-5020-00339-1	Regular Salaries	0.00	1,903.88	0.00	0.00
120-2212-6111-5040-00339-1	Regular Salaries	0.00	1,903.88	0.00	0.00
120-2212-6111-5060-00339-1	Regular Salaries	0.00	1,903.88	0.00	0.00
120-2212-6111-5080-00339-1	Regular Salaries	0.00	1,903.88	0.00	0.00
120-2212-6111-5100-00339-1	Regular Salaries	0.00	1,903.88	0.00	0.00
120-2212-6111-4020-00414-1	SALARIES-TEACHERS FT CONTRACT-26 PP	0.00	3,111.29	13,894.92	13,190.04
120-2212-6111-4060-00414-1	SALARIES-TEACHERS FT CONTRACT-26 PP	0.00	2,800.07	12,505.48	11,870.76
120-2212-6111-4070-00414-1	SALARIES-TEACHERS FT CONTRACT-26 PP	0.00	2,800.07	12,505.48	11,870.76
120-2212-6111-4080-00414-1	SALARIES-TEACHERS FT CONTRACT-26 PP	0.00	2,800.07	12,505.48	11,871.80
120-2212-6111-4090-00414-1	SALARIES-TEACHERS FT CONTRACT-26 PP	0.00	2,800.07	12,505.48	11,870.76
120-2212-6111-5000-00414-1	SALARIES-TEACHERS FT CONTRACT-26 PP	0.00	2,800.07	12,505.48	11,870.76
120-2212-6111-5020-00414-1	SALARIES-TEACHERS FT CONTRACT-26 PP	0.00	2,800.07	12,505.48	11,870.76
120-2212-6111-5040-00414-1	SALARIES-TEACHERS FT CONTRACT-26 PP	0.00	2,800.07	12,505.48	11,870.76
120-2212-6111-5060-00414-1	SALARIES-TEACHERS FT CONTRACT-26 PP	0.00	2,800.23	12,505.59	11,870.96
120-2212-6111-5080-00414-1	SALARIES-TEACHERS FT CONTRACT-26 PP	0.00	2,800.07	12,505.48	11,870.76
120-2212-6111-5100-00414-1	SALARIES-TEACHERS FT CONTRACT-26 PP	0.00	2,800.43	12,505.63	11,870.76
120-2321-6111-8000-00522-1	SALARIES-ADMINISTRATION	0.00	156,030.08	231,147.00	223,330.00
120-2321-6111-8000-00526-1	Regular Salaries	0.00	104,615.36	162,999.98	155,000.00
120-2331-6111-8100-00530-1	Technology Service Area Direction	0.00	73,846.08	116,500.00	112,499.92
120-1281-6111-7500-12810-3	SALARIES - ADMINISTRATION	0.00	727,485.07	1,415,539.50	1,403,588.32
120-3511-6111-7500-32400-3	Regular Salaries	0.00	43,076.96	25,768.98	39,686.59
120-1251-6111-4020-42200-4	Regular Salaries ESSER III - Beasley	0.00	56,025.00	0.00	0.00
120-1251-6111-4060-42200-4	Regular Salaries ESSER III - Bierbaum	0.00	51,087.53	0.00	0.00
120-1251-6111-4070-42200-4	Regular Salaries ESSER III - Blades	0.00	56,499.95	0.00	0.00
120-1251-6111-4080-42200-4	Regular Salaries ESSER III - Forder	0.00	45,950.06	0.00	0.00
120-1251-6111-4090-42200-4	Regular Salaries ESSER III - Hagemann	0.00	66,895.05	0.00	0.00



All Expenditure Accounts FY23

Account Code	Account Description	Budget Requested	1St Prior Year Actual	2Nd Prior Year Actual	3Rd Prior Year Actual
120-1251-6111-5000-42200-4	Regular Salaries ESSER III - Oakville Elem	0.00	72,050.03	0.00	0.00
120-1251-6111-5020-42200-4	Regular Salaries ESSER III - Point	0.00	22,250.73	0.00	0.00
120-1251-6111-5040-42200-4	Regular Salaries ESSER III - Rogers	0.00	41,022.79	0.00	0.00
120-1251-6111-5060-42200-4	Regular Salaries ESSER III - Trautwein	0.00	50,462.49	0.00	0.00
120-1251-6111-5080-42200-4	Regular Salaries ESSER III - MOSAIC	0.00	43,286.33	0.00	0.00
120-1251-6111-5100-42200-4	Regular Salaries ESSER III - Wohlwend	0.00	44,576.19	0.00	0.00
120-1251-6111-8000-42200-4	Regular Salaries ESSER III	1,174,559.00	0.00	0.00	0.00
120-1251-6111-1050-42300-4	Regular Salaries ESSER II - MHS	0.00	45,900.01	0.00	0.00
120-1251-6111-1075-42300-4	Regular Salaries ESSER II - OHS	0.00	63,224.98	0.00	0.00
120-1251-6111-3000-42300-4	Regular Salaries ESSER II - Buerkle	0.00	41,699.97	0.00	0.00
120-1251-6111-3020-42300-4	Regular Salaries ESSER II - OMS	0.00	44,200.00	0.00	0.00
120-1251-6111-3040-42300-4	Regular Salaries ESSER II - WMS	0.00	64,949.95	0.00	0.00
120-1251-6111-3060-42300-4	Regular Salaries ESSER II - Bernard	0.00	51,812.54	0.00	0.00
120-1251-6111-8000-42300-4	Regular Salaries ESSER II	610,093.00	0.00	0.00	0.00
120-1281-6111-7500-44201-4	Regular Salaries	63,000.00	42,900.00	61,817.10	61,781.00
120-1251-6111-4020-45100-4	SALARIES-TEACHERS FT CONTRACT-TITLE I	0.00	102,806.34	221,145.76	195,512.46
120-1251-6111-4060-45100-4	SALARIES-TEACHERS FT CONTRACT-TITLE I	0.00	128,812.58	298,480.85	265,899.84
120-1251-6111-4080-45100-4	SALARIES-TEACHERS FT CONTRACT-26 PP	0.00	81,887.65	175,824.97	150,950.13
120-1251-6111-8000-45100-4	SALARIESFULL TIME TCHRS	626,000.00	0.00	0.00	0.00
120-2213-6111-1050-46200-4	SALARIES-TEACHERS FT CONTRACT-26 PP-LEP	0.00	175.00	350.00	87.50
120-2213-6111-1075-46200-4	SALARIES-TEACHERS FT CONTRACT-26 PP	0.00	175.00	350.00	87.50
120-1251-6111-3000-46200-4	SALARIES-TEACHERS FT CONTRACT-TITLE I	0.00	21,200.01	40,699.88	39,300.00
120-2213-6111-3000-46200-4	SALARIES-TEACHERS FT CONTRACT-26 PP-LEP	0.00	210.00	420.00	105.00
120-2213-6111-3020-46200-4	SALARIES-TEACHERS FT CONTRACT-26 PP-LEP	0.00	210.00	420.00	105.00
120-2213-6111-3040-46200-4	SALARIES-TEACHERS FT CONTRACT-26 PP-LEP	0.00	210.00	420.01	105.00
120-2213-6111-3060-46200-4	SALARIES-TEACHERS FT CONTRACT-26 PP-LEP	0.00	210.00	420.00	105.00
120-2213-6111-4020-46200-4	SALARIES-TEACHERS FT CONTRACT-26 PP-LEP	0.00	210.00	420.00	105.00
120-2213-6111-4060-46200-4	SALARIES-TEACHERS FT CONTRACT-26 PP-LEP	0.00	210.00	420.00	105.00
120-2213-6111-4070-46200-4	SALARIES-TEACHERS FT CONTRACT-26 PP-LEP	0.00	210.00	420.00	105.00
120-2213-6111-4080-46200-4	Regular Salaries - Dept Head	0.00	210.00	420.00	105.00
120-2213-6111-4090-46200-4	SALARIES-TEACHERS FT CONTRACT-26 PP-LEP	0.00	210.00	420.00	105.00
120-2213-6111-5000-46200-4	SALARIES-TEACHERS FT CONTRACT-26 PP-LEP	0.00	210.00	420.00	105.00
120-2213-6111-5020-46200-4	SALARIES-TEACHERS FT CONTRACT-26 PP	0.00	210.00	420.00	105.00
120-2213-6111-5040-46200-4	Regular Salaries	0.00	210.00	420.00	105.00
120-2213-6111-5060-46200-4	SALARIES-TEACHERS FT CONTRACT-26 PP-LEP	0.00	210.00	420.00	105.00
120-2213-6111-5080-46200-4	Regular Salaries	0.00	210.00	420.00	105.00
120-2213-6111-5100-46200-4	SALARIES-TEACHERS FT CONTRACT-26 PP-LEP	0.00	210.00	420.00	105.00
120-1251-6111-8000-46200-4	SALARIES-TEACHERS FT CONTRACT-26 PP	44,000.00	0.00	0.00	0.00
120-2212-6111-1050-46500-4	Regular Salaries Title II - MHS	0.00	1,557.79	2,965.56	0.00
120-2212-6111-1075-46500-4	Regular Salaries Title II - OHS	0.00	1,557.79	2,965.56	0.00
120-2212-6111-3000-46500-4	Regular Salaries Title II - Buerkle	0.00	1,557.34	2,964.96	0.00
120-2212-6111-3020-46500-4	Regular Salaries Title II - OMS	0.00	1,557.79	2,965.56	0.00
120-2212-6111-3040-46500-4	Regular Salaries Title II - WMS	0.00	1,557.79	2,965.56	0.00

All Expenditure Accounts FY23

Account Code	Account Description	Budget Requested	1St Prior Year Actual	2Nd Prior Year Actual	3Rd Prior Year Actual
120-2212-6111-3060-46500-4	Regular Salaries Title II - Bernard	0.00	1,557.79	2,965.56	0.00
120-2212-6111-4020-46500-4	Regular Salaries Title II - Beasley	0.00	1,298.18	2,471.30	0.00
120-2212-6111-4060-46500-4	Regular Salaries Title II - Bierbaum	0.00	1,557.79	2,965.56	0.00
120-2212-6111-4070-46500-4	Regular Salaries Title II - Blades	0.00	1,557.79	2,965.56	0.00
120-2212-6111-4080-46500-4	Regular Salaries Title II - Forder	0.00	1,557.79	2,965.12	0.00
120-2212-6111-4090-46500-4	Regular Salaries Title II - Hagemann	0.00	1,557.79	2,965.56	0.00
120-2212-6111-5000-46500-4	Regular Salaries Title II - Oakville Elem	0.00	1,557.79	2,965.56	0.00
120-2212-6111-5020-46500-4	Regular Salaries Title II - Point	0.00	1,557.59	2,965.56	0.00
120-2212-6111-5040-46500-4	Regular Salaries Title II - Rogers	0.00	1,557.79	2,965.56	0.00
120-2212-6111-5060-46500-4	Regular Salaries Title II - Trautwein	0.00	1,557.79	2,965.56	0.00
120-2212-6111-5080-46500-4	Regular Salaries Title II - MOSAIC	0.00	1,298.18	2,471.30	0.00
120-2212-6111-5100-46500-4	Regular Salaries Title II - Wohlwend	0.00	1,557.79	2,965.56	0.00
120-2212-6111-8000-46500-4	Regular Salaries - Title II.A	54,000.00	0.00	0.00	0.00
<b>OBJECT 6111 TOTAL</b>	<b>Regular Salaries</b>	<b>56,857,000.00</b>	<b>28,114,518.01</b>	<b>51,618,211.67</b>	<b>50,209,864.34</b>
110-1281-6121-7500-12810-3	SALARIES - SUBSTITUTE TEACHERS	0.00	110.00	0.00	0.00
120-1151-6121-1050-00000-1	SALARIES - SUBSTITUTE TEACHERS	0.00	48,921.34	67,522.90	67,845.93
120-1195-6121-1050-00000-1	SALARIES - SUBSTITUTE TEACHERS	0.00	176.17	0.00	0.00
120-1151-6121-1075-00000-1	SALARIES - SUBSTITUTE TEACHERS	0.00	63,730.19	82,846.74	55,661.50
120-1195-6121-1075-00000-1	SALARIES - SUBSTITUTE TEACHERS	0.00	176.18	0.00	0.00
120-1131-6121-3000-00000-1	SALARIES - SUBSTITUTE TEACHERS	0.00	19,009.12	46,214.30	37,229.57
120-1195-6121-3000-00000-1	SALARIES - SUBSTITUTE TEACHERS	0.00	176.17	0.00	0.00
120-1131-6121-3020-00000-1	SALARIES - SUBSTITUTE TEACHERS	0.00	22,996.42	27,616.39	20,623.84
120-1195-6121-3020-00000-1	SALARIES - SUBSTITUTE TEACHERS	0.00	176.18	0.00	0.00
120-1131-6121-3040-00000-1	SALARIES - SUBSTITUTE TEACHERS	0.00	42,316.20	47,805.48	24,507.89
120-1195-6121-3040-00000-1	SALARIES - SUBSTITUTE TEACHERS	0.00	192.16	0.00	0.00
120-1131-6121-3060-00000-1	SALARIES - SUBSTITUTE TEACHERS	0.00	17,324.68	28,632.95	32,813.11
120-1111-6121-4020-00000-1	SALARIES - SUBSTITUTE TEACHERS	0.00	7,173.85	9,295.50	13,807.43
120-1195-6121-4020-00000-1	SALARIES - SUBSTITUTE TEACHERS	0.00	176.17	0.00	0.00
120-1111-6121-4060-00000-1	SALARIES - SUBSTITUTE TEACHERS	0.00	10,707.93	49,767.07	36,403.60
120-1195-6121-4060-00000-1	SALARIES - SUBSTITUTE TEACHERS	0.00	176.17	0.00	0.00
120-1111-6121-4070-00000-1	SALARIES - SUBSTITUTE TEACHERS	0.00	17,878.31	32,004.80	45,783.93
120-1111-6121-4080-00000-1	SALARIES - SUBSTITUTE TEACHERS	0.00	21,044.21	21,035.62	35,598.44
120-1111-6121-4090-00000-1	SALARIES - SUBSTITUTE TEACHERS	0.00	9,561.45	21,445.15	17,033.86
120-1195-6121-4090-00000-1	SALARIES - SUBSTITUTE TEACHERS	0.00	176.17	0.00	0.00
120-1111-6121-5000-00000-1	SALARIES - SUBSTITUTE TEACHERS	0.00	7,079.01	14,972.30	7,592.68
120-1111-6121-5020-00000-1	SALARIES - SUBSTITUTE TEACHERS	0.00	16,847.79	19,439.91	11,026.63
120-1111-6121-5040-00000-1	SALARIES - SUBSTITUTE TEACHERS	0.00	22,794.15	39,404.15	21,316.46
120-1195-6121-5040-00000-1	SALARIES - SUBSTITUTE TEACHERS	0.00	176.18	0.00	0.00
120-1111-6121-5060-00000-1	SALARIES - SUBSTITUTE TEACHERS	0.00	22,756.60	6,438.79	13,394.09
120-1111-6121-5080-00000-1	SALARIES - SUBSTITUTE TEACHERS	0.00	5,017.18	11,721.23	11,411.20
120-1111-6121-5100-00000-1	SALARIES - SUBSTITUTE TEACHERS	0.00	17,755.69	32,505.90	15,791.47
120-3512-6121-7500-00000-1	SALARIES - SUBSTITUTE TEACHERS	0.00	0.00	0.00	113.61
120-1211-6121-3060-00316-1	SALARIES - SUBSTITUTE TEACHERS	0.00	0.00	0.00	48.00

All Expenditure Accounts FY23

Account Code	Account Description	Budget Requested	1St Prior Year Actual	2Nd Prior Year Actual	3Rd Prior Year Actual
120-1151-6121-1050-00318-1	SALARIES - SUBSTITUTE TEACHERS	0.00	0.00	626.02	705.27
120-1193-6121-1050-00318-1	SALARIES - SUBSTITUTE TEACHERS	0.00	827.00	0.00	186.42
120-1151-6121-1075-00318-1	SALARIES - SUBSTITUTE TEACHERS	0.00	0.00	1,162.87	705.29
120-1193-6121-1075-00318-1	SALARIES - SUBSTITUTE TEACHERS	0.00	826.98	0.00	186.45
120-2214-6121-1050-00335-3	SALARIES - PD SUBS MHS	0.00	0.00	0.00	20,151.95
120-2214-6121-1075-00335-3	SALARIES - PD SUBS OHS	0.00	0.00	0.00	16,222.84
120-2214-6121-3000-00335-3	SALARIES - PD SUBS BUERKLE	0.00	0.00	345.00	10,331.38
120-2214-6121-3020-00335-3	SALARIES - PD SUBS OMS	0.00	0.00	172.50	10,067.59
120-2214-6121-3040-00335-3	SALARIES - PD SUBS WMS	0.00	0.00	0.00	7,797.24
120-2214-6121-3060-00335-3	SALARIES - PD SUBS BERNARD	0.00	0.00	115.00	13,471.40
120-2214-6121-4020-00335-3	SALARIES - PD SUBS - BEASLEY	0.00	0.00	0.00	6,049.73
120-2214-6121-4060-00335-3	SALARIES - PD SUBS BIERBAUM	0.00	0.00	0.00	5,724.82
120-2214-6121-4070-00335-3	SALARIES - PD SUBS BLADES	0.00	0.00	0.00	7,023.19
120-2214-6121-4080-00335-3	SALARIES - PD SUBS FORDER	0.00	0.00	0.00	6,068.36
120-2214-6121-4090-00335-3	SALARIES - PF SUBS HAGEMANN	0.00	0.00	0.00	5,079.92
120-2214-6121-5000-00335-3	SALARIES - PD SUBS OAKVILLE ELEM	0.00	0.00	0.00	5,043.55
120-2214-6121-5020-00335-3	SALARIES - PD SUBS POINT	0.00	0.00	0.00	3,515.48
120-2214-6121-5040-00335-3	SALARIES - PD SUBS ROGERS	0.00	0.00	0.00	5,579.93
120-2214-6121-5060-00335-3	SALARIES - PD SUBS TRAUTWEIN	0.00	0.00	0.00	7,052.57
120-2214-6121-5080-00335-3	SALARIES - PD SUBS MOSAIC	0.00	0.00	0.00	5,352.12
120-2214-6121-5100-00335-3	SALARIES - PD SUBS WOHLWEND	0.00	0.00	0.00	5,771.93
120-2214-6121-8000-00335-3	SALARIES-SUB TEACHERS-PRACTICAL ARTS	215,000.00	46,402.50	0.00	0.00
120-2521-6121-8000-00523-1	SALARIES - SUBSTITUTE TEACHERS-DISTRICT	792,094.00	47,281.50	0.00	0.00
120-1131-6121-3000-00619-1	SALARIES SUB ITEF Grant - Buerkle	0.00	0.00	0.00	192.00
120-1151-6121-1050-00750-1	SALARIES - SUBSTITUTE TEACHERS	0.00	1,552.50	1,323.00	2,016.00
120-1151-6121-1075-00750-1	SALARIES - SUBSTITUTE TEACHERS	0.00	3,443.22	1,552.50	4,176.00
120-1281-6121-7500-12810-3	SALARIES - SUBSTITUTE TEACHERS	0.00	17,036.84	37,420.85	24,840.92
120-2521-6121-8000-42200-4	SALARIES - SUBSTITUTE TEACHERS - ESSER III	72,449.00	0.00	0.00	0.00
120-1131-6121-3020-42300-4	SUBs ESSER II - OMS	0.00	460.00	0.00	0.00
120-1111-6121-4020-42300-4	SUBs ESSER II - Beasley	0.00	1,380.00	0.00	0.00
120-1111-6121-4060-42300-4	SUBs ESSER II - Bierbaum	0.00	345.00	0.00	0.00
120-1111-6121-5080-42300-4	SUBs ESSER II - MOSAIC	0.00	805.00	0.00	0.00
120-1111-6121-5100-42300-4	SUBs ESSER II - Wohlwend	0.00	1,150.00	0.00	0.00
120-1131-6121-8000-42300-4	SUBs ESSER II	5,128.00	0.00	0.00	0.00
120-2323-6121-8000-42301-4	SUB Salary Teacher Retention ESSER II	11,529.00	0.00	0.00	0.00
120-1321-6121-1050-42701-4	SALARIES - SUBSTITUTE TEACHERS	0.00	57.50	0.00	0.00
120-1371-6121-1050-42701-4	SALARIES - SUBSTITUTE TEACHERS	0.00	690.00	0.00	0.00
120-2213-6121-1050-42701-4	SUB Salaries Perkins PD - MHS	0.00	0.00	0.00	384.00
120-1331-6121-1075-42701-4	SALARIES - SUBSTITUTE TEACHERS	0.00	230.00	0.00	0.00
120-1371-6121-1075-42701-4	SALARIES - SUBSTITUTE TEACHERS	0.00	115.00	0.00	0.00
120-2213-6121-1075-42701-4	SUB Salaries Perkins PD - OHS	0.00	0.00	0.00	480.00
120-1331-6121-3000-42701-4	SUBS Perkins FACS - Buerkle	0.00	115.00	0.00	0.00
120-1331-6121-3040-42701-4	Subs Perkins FACS - WMS	0.00	115.00	0.00	0.00

All Expenditure Accounts FY23

Account Code	Account Description	Budget Requested	1St Prior Year Actual	2Nd Prior Year Actual	3Rd Prior Year Actual
120-1331-6121-3060-42701-4	SUBS Perkins FACs - Bernard	0.00	115.00	0.00	0.00
120-2213-6121-8400-42701-4	SUB Salaries Perkins PD	3,000.00	0.00	0.00	0.00
120-2213-6121-4020-45100-4	SALARIES - SUBSTITUTE TEACHERS	0.00	0.00	0.00	192.00
120-2213-6121-4060-45100-4	SALARIES - SUBSTITUTE TEACHERS	0.00	2,185.00	0.00	3,216.00
120-2213-6121-4080-45100-4	SALARIES - SUBSTITUTE TEACHERS	0.00	1,035.00	0.00	1,344.00
120-2213-6121-1050-46200-4	SALARIES - SUBSTITUTE TEACHERS	0.00	1,380.00	0.00	3,744.00
120-2213-6121-1075-46200-4	SALARIES - SUBSTITUTE TEACHERS	0.00	230.00	0.00	1,008.00
120-2213-6121-3000-46200-4	SALARIES - SUBSTITUTE TEACHERS	0.00	1,380.00	0.00	3,840.00
120-2213-6121-3020-46200-4	SALARIES - SUBSTITUTE TEACHERS	0.00	1,265.00	0.00	576.00
120-2213-6121-3040-46200-4	SALARIES - SUBSTITUTE TEACHERS	0.00	1,150.00	0.00	768.00
120-2213-6121-3060-46200-4	SALARIES - SUBSTITUTE TEACHERS	0.00	1,035.00	0.00	1,056.00
120-2213-6121-4020-46200-4	SALARIES - SUBSTITUTE TEACHERS	0.00	0.00	0.00	480.00
120-2213-6121-4060-46200-4	SALARIES - SUBSTITUTE TEACHERS	0.00	0.00	0.00	1,344.00
120-2213-6121-4070-46200-4	SALARIES - SUBSTITUTE TEACHERS	0.00	0.00	0.00	480.00
120-2213-6121-4080-46200-4	SALARIES - SUBSTITUTE TEACHERS	0.00	345.00	0.00	576.00
120-2213-6121-4090-46200-4	SALARIES - SUBSTITUTE TEACHERS	0.00	230.00	0.00	480.00
120-2213-6121-5000-46200-4	SALARIES - SUBSTITUTE TEACHERS	0.00	0.00	0.00	288.00
120-2213-6121-5020-46200-4	SALARIES - SUBSTITUTE TEACHERS	0.00	0.00	0.00	192.00
120-2213-6121-5040-46200-4	SALARIES - SUBSTITUTE TEACHERS	0.00	0.00	0.00	480.00
120-2213-6121-5060-46200-4	SALARIES - SUBSTITUTE TEACHERS	0.00	0.00	0.00	480.00
120-2213-6121-5080-46200-4	SALARIES - SUBSTITUTE TEACHERS	0.00	0.00	0.00	192.00
120-2213-6121-5100-46200-4	SALARIES - SUBSTITUTE TEACHERS	0.00	345.00	0.00	480.00
600-2521-6121-8000-00334-1	SALARIES - SUBSTITUTE TEACHERS	0.00	0.00	0.00	384.00
600-1411-6121-1075-00646-1	SALARIES - SUBSTITUTE TEACHERS	0.00	0.00	0.00	288.00
600-1411-6121-1050-00655-1	SALARIES - SUBSTITUTE TEACHERS	0.00	0.00	0.00	96.00
600-1411-6121-1075-00655-1	SALARIES-SUBSTITUTE TEACHERS	0.00	0.00	0.00	1,776.00
600-1411-6121-3020-00655-1	SALARIES-SUBSTITUTE TEACHERS	0.00	0.00	0.00	240.00
600-1411-6121-3040-00655-1	SALARIES - SUBSTITUTE TEACHERS	0.00	0.00	0.00	288.00
600-1411-6121-3060-00655-1	SALARIES - SUBSTITUTE TEACHERS	0.00	230.00	230.00	672.00
600-1411-6121-4020-00655-1	SALARIES - SUBSTITUTE TEACHERS	0.00	115.00	192.00	1,392.00
600-1411-6121-4060-00655-1	SALARIES-SUBSTITUTE TEACHERS	0.00	115.00	0.00	0.00
600-1411-6121-4070-00655-1	SALARIES - SUBSTITUTE TEACHERS	0.00	230.00	0.00	1,488.00
600-1411-6121-5000-00655-1	SALARIES - SUBSTITUTE TEACHERS	0.00	0.00	0.00	384.00
600-1411-6121-5020-00655-1	SALARIES - SUBSTITUTE TEACHERS	0.00	0.00	0.00	336.00
600-1411-6121-5040-00655-1	SALARIES-SUBSTITUTE TEACHERS	0.00	0.00	0.00	528.00
600-1411-6121-5060-00655-1	SALARIES - SUBSTITUTE TEACHERS	0.00	0.00	0.00	912.00
600-1411-6121-5080-00655-1	SALARIES - SUBSTITUTE TEACHERS	0.00	0.00	230.00	864.00
600-1411-6121-5100-00655-1	SALARIES-SUBSTITUTE TEACHERS	0.00	115.00	0.00	1,008.00
600-1411-6121-1050-00667-1	SALARIES - SUBSTITUTE TEACHERS	0.00	0.00	0.00	96.00
600-1411-6121-5100-00670-1	SALARIES - SUBSTITUTE TEACHERS	0.00	0.00	0.00	480.00
600-1411-6121-1075-00679-1	SALARIES - SUBSTITUTE TEACHERS	0.00	0.00	0.00	96.00
600-1411-6121-1075-00682-1	SALARIES - SUBSTITUTE TEACHERS	0.00	0.00	0.00	96.00
600-1411-6121-1050-00694-1	SALARIES - SUBSTITUTE TEACHERS	0.00	115.00	0.00	384.00

All Expenditure Accounts FY23

Account Code	Account Description	Budget Requested	1St Prior Year Actual	2Nd Prior Year Actual	3Rd Prior Year Actual
600-1411-6121-1075-00694-1	SALARIES-SUBSTITUTE TEACHERS	0.00	0.00	0.00	192.00
600-2521-6121-8000-00699-1	SALARIES - SUBSTITUTE TEACHERS	21,500.00	0.00	0.00	0.00
<b>OBJECT 6121 TOTAL</b>	<b>SALARIES - SUBSTITUTE TEACHERS</b>	<b>1,120,700.00</b>	<b>509,073.71</b>	<b>602,038.92</b>	<b>675,395.59</b>
110-2649-6131-1075-00000-1	Supplemental Pay	0.00	0.00	200.00	200.00
110-1151-6131-1050-00041-1	Supplemental Pay	0.00	13,940.50	23,020.00	15,991.69
110-1151-6131-1075-00041-1	Supplemental Pay	0.00	29,254.00	29,820.00	31,701.25
110-1151-6131-1050-00042-1	PUPIL SUPPORT SERVICES	0.00	23,165.00	20,800.00	25,348.50
110-1151-6131-1075-00042-1	Supplemental Pay	0.00	24,960.80	22,220.00	21,929.25
110-1151-6131-1050-00043-1	Supplemental Pay	0.00	0.00	15,440.00	9,432.00
110-1151-6131-1075-00043-1	Supplemental Pay	0.00	0.00	10,620.00	10,218.00
110-1411-6131-1050-00044-1	Supplemental Pay	0.00	1,025.00	0.00	0.00
110-1411-6131-3020-00044-1	Supplemental Pay	0.00	1,127.50	0.00	0.00
110-1411-6131-4020-00044-1	Supplemental Pay	0.00	507.50	600.00	197.00
110-1411-6131-4060-00044-1	Supplemental Pay	0.00	307.50	600.00	590.00
110-1411-6131-5000-00044-1	Supplemental Pay	0.00	102.50	200.00	0.00
110-1411-6131-5080-00044-1	Supplemental Pay	0.00	717.50	1,114.00	0.00
110-2213-6131-7500-00047-1	Supplemental Pay	0.00	153.75	300.00	295.00
110-2649-6131-8100-00318-1	Supplemental Pay	0.00	0.00	100.00	100.00
110-2212-6131-3020-00331-1	Supplemental Pay - OMS	0.00	0.00	0.00	75.00
110-2649-6131-3020-00331-1	Supplemental Pay	0.00	0.00	0.00	100.00
110-2649-6131-3040-00331-1	Supplemental Pay	0.00	0.00	100.00	0.00
110-2649-6131-5080-00331-1	Supplemental Pay	0.00	0.00	100.00	0.00
110-2649-6131-8000-00331-1	Supplemental Pay	0.00	0.00	100.00	100.00
110-2212-6131-4020-00332-1	Supplemental Pay	0.00	0.00	0.00	162.50
110-2212-6131-4020-00333-1	Supplemental Pay	0.00	0.00	260.00	0.00
110-2212-6131-3020-00335-1	Supplemental Pay - OMS	0.00	0.00	0.00	150.00
110-2134-6131-1050-00518-1	Supplemental Pay	0.00	0.00	100.00	100.00
110-2649-6131-1075-00518-1	Supplemental Pay	0.00	0.00	200.00	0.00
110-2649-6131-3000-00518-1	Supplemental Pay	0.00	100.00	100.00	0.00
110-2649-6131-3020-00518-1	Supplemental Pay	0.00	200.00	400.00	0.00
110-2134-6131-3040-00518-1	Supplemental Pay	0.00	100.00	200.00	100.00
110-2649-6131-3060-00518-1	Supplemental Pay	0.00	100.00	0.00	0.00
110-2649-6131-4020-00518-1	Supplemental Pay	0.00	100.00	200.00	0.00
110-2649-6131-4060-00518-1	Supplemental Pay	0.00	100.00	200.00	0.00
110-2649-6131-4080-00518-1	Supplemental Pay	0.00	100.00	0.00	0.00
110-2649-6131-4090-00518-1	Supplemental Pay	0.00	100.00	400.00	0.00
110-2649-6131-5000-00518-1	Supplemental Pay	0.00	200.00	300.00	0.00
110-2649-6131-5020-00518-1	Supplemental Pay	0.00	100.00	200.00	0.00
110-2649-6131-5040-00518-1	Supplemental Pay	0.00	0.00	200.00	0.00
110-2649-6131-5060-00518-1	Supplemental Pay	0.00	100.00	100.00	0.00
110-2649-6131-5080-00518-1	Supplemental Pay	0.00	0.00	100.00	0.00
110-2649-6131-5100-00518-1	Supplemental Pay	0.00	200.00	300.00	0.00
110-2649-6131-8100-00518-1	Supplemental Pay	0.00	0.00	100.00	0.00

All Expenditure Accounts FY23

Account Code	Account Description	Budget Requested	1St Prior Year Actual	2Nd Prior Year Actual	3Rd Prior Year Actual
110-2649-6131-8000-00523-1	Supplemental Pay	0.00	0.00	0.00	100.00
110-2546-6131-1075-00524-1	Supplemental Pay	0.00	0.00	100.00	100.00
110-2649-6131-8000-00524-1	Supplemental Pay	0.00	0.00	300.00	0.00
110-2649-6131-8100-00530-1	Supplemental Pay	0.00	0.00	101.50	0.00
110-2649-6131-8000-00533-1	Supplemental Pay	0.00	0.00	100.00	100.00
110-3211-6131-8100-00534-1	Supplemental Pay	0.00	4,396.25	3,600.00	8,395.00
110-3211-6131-8300-00534-1	Supplemental Pay	41,000.00	19,856.50	8,323.75	0.00
110-2545-6131-8200-00541-3	Supplemental Pay	0.00	0.00	1.50	0.00
110-2552-6131-8200-00541-3	Supplemental Pay	0.00	0.00	1,216.00	1,125.00
110-2554-6131-8200-00543-3	Supplemental Pay	0.00	0.00	320.00	220.00
110-2649-6131-8400-00550-1	Supplemental Pay	0.00	0.00	814.50	700.00
110-2649-6131-1050-00560-1	Supplemental Pay	0.00	0.00	100.00	200.00
110-2649-6131-1075-00560-1	Supplemental Pay	0.00	0.00	0.00	300.00
110-2649-6131-3000-00560-1	Supplemental Pay	0.00	0.00	200.00	100.00
110-2649-6131-3020-00560-1	Supplemental Pay	0.00	0.00	0.00	200.00
110-2649-6131-3040-00560-1	Supplemental Pay	0.00	0.00	200.00	200.00
110-2649-6131-3060-00560-1	Supplemental Pay	0.00	0.00	100.00	300.00
110-2649-6131-4020-00560-1	Supplemental Pay	0.00	0.00	100.00	100.00
110-2649-6131-4070-00560-1	Supplemental Pay	0.00	0.00	100.00	100.00
110-2649-6131-4090-00560-1	Supplemental Pay	0.00	0.00	100.00	100.00
110-2649-6131-5000-00560-1	Supplemental Pay	0.00	0.00	0.00	100.00
110-2649-6131-5020-00560-1	Supplemental Pay	0.00	0.00	300.00	0.00
110-2649-6131-5040-00560-1	Supplemental Pay	0.00	0.00	0.00	100.00
110-2649-6131-5060-00560-1	Supplemental Pay	0.00	0.00	200.00	200.00
110-2649-6131-5100-00560-1	Supplemental Pay	0.00	0.00	100.00	100.00
110-2649-6131-8000-00560-1	Supplemental Pay	0.00	0.00	100.00	100.00
110-2649-6131-8400-00560-1	Supplemental Pay	0.00	0.00	200.00	100.00
110-1191-6131-4060-01191-1	Supplemental Pay - Bierbaum Summer Schl	0.00	8,775.00	2,655.00	0.00
110-1281-6131-7500-12810-3	Supplemental Pay	0.00	480.00	1,500.00	0.00
110-2559-6131-8200-12810-3	Supplemental Pay	0.00	0.00	146.00	155.00
110-3511-6131-7500-32400-3	Supplemental Pay	0.00	15,999.74	19,630.29	0.00
110-1411-6131-4070-42300-4	Supplemental Pay ESSER II - Blades	0.00	410.00	0.00	0.00
110-2291-6131-4020-46100-4	Other Support Svc Title IV - Beasley	0.00	0.00	0.00	585.25
120-1195-6131-1050-00000-1	Supplemental Pay Mehl@Home - MHS	0.00	615.00	1,005.00	0.00
120-2649-6131-1050-00000-1	Supplemental Pay	0.00	2,406.00	14,906.00	1,300.00
120-1195-6131-1075-00000-1	Supplemental Pay Mehl@Home - OHS	0.00	451.00	737.00	0.00
120-2649-6131-1075-00000-1	Supplemental Pay	0.00	3,006.00	15,206.00	800.00
120-1131-6131-3000-00000-1	Supplemental Pay Buerkle	0.00	0.00	0.00	240.00
120-1195-6131-3000-00000-1	Supplemental Pay Mehl@Home - Buerkle	0.00	369.00	603.00	0.00
120-2649-6131-3000-00000-1	Supplemental Pay	0.00	1,006.00	5,406.00	400.00
120-1131-6131-3020-00000-1	Supplemental Pay OMS	0.00	0.00	0.00	120.00
120-1195-6131-3020-00000-1	Supplemental Pay Mehl@Home - OMS	0.00	246.00	402.00	0.00
120-2649-6131-3020-00000-1	Supplemental Pay	0.00	1,706.00	5,106.00	200.00

All Expenditure Accounts FY23

Account Code	Account Description	Budget Requested	1St Prior Year Actual	2Nd Prior Year Actual	3Rd Prior Year Actual
120-1195-6131-3040-00000-1	Supplemental Pay Mehl@Home - WMS	0.00	205.00	335.00	0.00
120-2649-6131-3040-00000-1	Supplemental Pay	0.00	906.00	4,806.00	200.00
120-1195-6131-3060-00000-1	Supplemental Pay Mehl@Home - Bernard	0.00	287.00	469.00	0.00
120-2649-6131-3060-00000-1	Supplemental Pay	0.00	1,106.00	4,806.00	100.00
120-1195-6131-4020-00000-1	Supplemental Pay Mehl@Home - Beasley	0.00	164.00	268.00	0.00
120-2649-6131-4020-00000-1	Supplemental Pay	0.00	905.00	3,625.00	0.00
120-1195-6131-4060-00000-1	Supplemental Pay Mehl@Home - Bierbaum	0.00	246.00	402.00	0.00
120-2649-6131-4060-00000-1	Supplemental Pay	0.00	605.00	3,423.00	400.00
120-1195-6131-4070-00000-1	Supplemental Pay Mehl@Home - Blades	0.00	164.00	268.00	0.00
120-2649-6131-4070-00000-1	Supplemental Pay	0.00	606.00	4,024.00	200.00
120-1195-6131-4080-00000-1	Supplemental Pay Mehl@Home - Forder	0.00	164.00	268.00	0.00
120-2649-6131-4080-00000-1	Supplemental Pay	0.00	606.00	3,824.00	200.00
120-1195-6131-4090-00000-1	Supplemental Pay Mehl@Home - Hagemann	0.00	123.00	201.00	0.00
120-2649-6131-4090-00000-1	Supplemental Pay	0.00	506.00	3,024.00	0.00
120-1195-6131-5000-00000-1	Supplemental Pay Mehl@Home - Oakville Elem	0.00	164.00	268.00	0.00
120-2649-6131-5000-00000-1	Supplemental Pay	0.00	1,106.00	3,224.00	200.00
120-1195-6131-5020-00000-1	Supplemental Pay Mehl@Home - Point	0.00	164.00	268.00	0.00
120-2649-6131-5020-00000-1	Supplemental Pay	0.00	1,006.00	2,524.00	0.00
120-1195-6131-5040-00000-1	Supplemental Pay Mehl@Home - Rogers	0.00	164.00	268.00	0.00
120-2649-6131-5040-00000-1	Supplemental Pay	0.00	406.00	2,324.00	100.00
120-1195-6131-5060-00000-1	Supplemental Pay Mehl@Home - Trautwein	0.00	246.00	402.00	0.00
120-2649-6131-5060-00000-1	Supplemental Pay	0.00	806.00	4,024.00	200.00
120-1195-6131-5080-00000-1	Supplemental Pay Mehl@Home - MOSAIC	0.00	123.00	201.00	0.00
120-2649-6131-5080-00000-1	Supplemental Pay	0.00	806.00	2,224.00	200.00
120-1195-6131-5100-00000-1	Supplemental Pay Mehl@Home - Wohlwend	0.00	205.00	335.00	0.00
120-2649-6131-5100-00000-1	Supplemental Pay	0.00	806.00	3,724.00	200.00
120-2649-6131-7500-00000-1	Supplemental Pay	0.00	0.00	100.00	100.00
120-2521-6131-8000-00000-1	Supplemental Pay	1,556,302.00	0.00	0.00	0.00
120-2649-6131-8000-00000-1	Supplemental Pay	0.00	0.00	0.00	100.00
120-2649-6131-8400-00000-1	Supplemental Pay	0.00	0.00	200.00	100.00
120-1151-6131-1050-00041-1	Supplemental Pay	0.00	103,137.00	96,420.00	99,923.05
120-1151-6131-1075-00041-1	Supplemental Pay	0.00	88,487.20	89,700.00	83,035.97
120-1151-6131-1050-00042-1	Supplemental Pay	0.00	43,624.00	42,180.00	39,986.00
120-1151-6131-1075-00042-1	Supplemental Pay	0.00	40,713.00	41,920.00	44,643.50
120-1151-6131-1050-00043-1	Supplemental Pay	0.00	0.00	68,619.99	69,778.75
120-1151-6131-1075-00043-1	Supplemental Pay	0.00	0.00	81,660.00	79,073.00
120-1195-6131-1050-00044-1	Supplemental Pay Mehl@Home - MHS	0.00	56.40	0.00	0.00
120-1411-6131-1050-00044-1	ACS Student Club	0.00	28,464.50	55,040.00	60,298.00
120-1195-6131-1075-00044-1	Supplemental Pay Mehl@Home - OHS	0.00	56.40	0.00	0.00
120-1411-6131-1075-00044-1	ACS Student Club	0.00	29,213.00	58,480.00	57,997.00
120-1195-6131-3000-00044-1	Supplemental Pay Mehl@Home - Buerkle	0.00	67.65	0.00	0.00
120-1411-6131-3000-00044-1	ACS Student Club	0.00	13,017.50	26,000.00	25,560.00
120-1195-6131-3020-00044-1	Supplemental Pay Mehl@Home - OMS	0.00	67.65	0.00	0.00

All Expenditure Accounts FY23

Account Code	Account Description	Budget Requested	1St Prior Year Actual	2Nd Prior Year Actual	3Rd Prior Year Actual
120-1411-6131-3020-00044-1	ACS Student Club	0.00	8,302.50	14,200.00	21,631.00
120-1195-6131-3040-00044-1	Supplemental Pay Mehl@Home - WMS	0.00	67.65	0.00	0.00
120-1411-6131-3040-00044-1	ACS Student Club	0.00	10,455.00	19,210.00	19,549.00
120-1195-6131-3060-00044-1	Supplemental Pay Mehl@Home - Bernard	0.00	67.65	0.00	0.00
120-1411-6131-3060-00044-1	ACS Student Club	0.00	11,992.50	21,000.00	23,482.00
120-1195-6131-4020-00044-1	Supplemental Pay Mehl@Home - Beasley	0.00	67.64	0.00	0.00
120-1411-6131-4020-00044-1	ACS Student Club	0.00	1,947.50	4,200.00	5,115.00
120-1195-6131-4060-00044-1	Supplemental Pay Mehl@Home - Bierbaum	0.00	67.63	0.00	0.00
120-1411-6131-4060-00044-1	ACS Student Club	0.00	2,050.00	3,000.00	5,507.00
120-1195-6131-4070-00044-1	Supplemental Pay Mehl@Home - Blades	0.00	67.65	0.00	0.00
120-1411-6131-4070-00044-1	ACS Student Club	0.00	4,151.25	3,700.00	8,459.50
120-1195-6131-4080-00044-1	Supplemental Pay Mehl@Home - Forder	0.00	67.65	0.00	0.00
120-1411-6131-4080-00044-1	ACS Student Club	0.00	2,870.00	1,400.00	6,686.00
120-1195-6131-4090-00044-1	Supplemental Pay Mehl@Home - Hagemann	0.00	67.64	0.00	0.00
120-1411-6131-4090-00044-1	ACS Student Club	0.00	2,665.00	4,200.00	5,506.00
120-1195-6131-5000-00044-1	Supplemental Pay Mehl@Home - Oakville Elem	0.00	67.65	0.00	0.00
120-1411-6131-5000-00044-1	ACS Student Club	0.00	3,280.00	4,200.00	8,849.00
120-1195-6131-5020-00044-1	Supplemental Pay Mehl@Home - Point	0.00	67.64	0.00	0.00
120-1411-6131-5020-00044-1	ACS Student Club	0.00	2,972.50	2,400.00	5,310.00
120-1195-6131-5040-00044-1	Supplemental Pay Mehl@Home - Rogers	0.00	67.65	0.00	0.00
120-1411-6131-5040-00044-1	ACS Student Club	0.00	2,562.50	2,400.00	6,095.00
120-1195-6131-5060-00044-1	Supplemental Pay Mehl@Home - Trautwein	0.00	67.65	0.00	0.00
120-1411-6131-5060-00044-1	ACS Student Club	0.00	2,972.50	5,000.00	5,902.00
120-1195-6131-5080-00044-1	Supplemental Pay Mehl@Home - MOSAIC	0.00	67.65	0.00	0.00
120-1411-6131-5080-00044-1	ACS Student Club	0.00	2,255.00	3,157.00	8,457.00
120-1195-6131-5100-00044-1	Supplemental Pay Mehl@Home - Wohlwend	0.00	67.65	0.00	0.00
120-1411-6131-5100-00044-1	ACS Student Club	0.00	2,357.50	1,800.00	5,311.00
120-1491-6131-1050-00046-1	Supp Pay - Student Instruction	0.00	1,731.50	2,470.00	2,488.00
120-1491-6131-1075-00046-1	Supp Pay - Student Instruction	0.00	1,370.00	2,470.00	4,468.00
120-1491-6131-3000-00046-1	Supp Pay - Student Instruction	0.00	940.00	1,200.00	1,800.00
120-1491-6131-3020-00046-1	Supp Pay - Student Instruction	0.00	1,155.00	1,650.00	4,106.25
120-1491-6131-3040-00046-1	Supp Pay - Student Instruction	0.00	615.00	1,800.00	926.00
120-1491-6131-3060-00046-1	Supp Pay - Student Instruction	0.00	2,935.00	306.00	4,390.25
120-1491-6131-4020-00046-1	Supp Pay - Student Instruction	0.00	1,537.50	3,200.00	2,358.00
120-1491-6131-4060-00046-1	Supp Pay - Student Instruction	0.00	410.00	0.00	2,358.00
120-1491-6131-4080-00046-1	Supp Pay - Student Instruction	0.00	1,845.00	0.00	2,075.00
120-1491-6131-4090-00046-1	Supp Pay - Student Instruction	0.00	922.50	2,600.00	2,948.00
120-1491-6131-5000-00046-1	Supp Pay - Student Instruction	0.00	615.00	3,600.00	786.00
120-1491-6131-5020-00046-1	Supp Pay - Student Instruction	0.00	1,230.00	0.00	2,358.00
120-1491-6131-5040-00046-1	Supp Pay - Student Instruction	0.00	1,640.00	1,200.00	1,966.00
120-1491-6131-5060-00046-1	Supp Pay - Student Instruction	0.00	1,230.00	0.00	2,358.00
120-1491-6131-5100-00046-1	Supp Pay - Student Instruction	0.00	1,025.00	0.00	2,358.00
120-2213-6131-1050-00047-1	Supp Pay - P.D. Associate	0.00	1,332.75	2,600.00	2,555.00



*All Expenditure Accounts FY23*

Account Code	Account Description	Budget Requested	1St Prior Year Actual	2Nd Prior Year Actual	3Rd Prior Year Actual
120-2213-6131-1075-00047-1	Supp Pay - P.D. Associate	0.00	768.75	1,500.00	1,475.00
120-2213-6131-3000-00047-1	Supp Pay - P.D. Associate	0.00	307.50	600.00	590.00
120-2213-6131-3020-00047-1	Supp Pay - P.D. Associate	0.00	307.50	600.00	590.00
120-2213-6131-3040-00047-1	Supp Pay - P.D. Associate	0.00	307.50	600.00	590.00
120-2213-6131-3060-00047-1	Supp Pay - P.D. Associate	0.00	307.50	600.00	590.00
120-2213-6131-4020-00047-1	Supp Pay - P.D. Associate	0.00	615.00	600.00	590.00
120-2213-6131-4060-00047-1	Supp Pay - P.D. Associate	0.00	307.50	600.00	590.00
120-2213-6131-4070-00047-1	Supp Pay - P.D. Associate	0.00	307.50	600.00	590.00
120-2213-6131-4080-00047-1	Supp Pay - P.D. Associate	0.00	307.50	600.00	590.00
120-2213-6131-4090-00047-1	Supp Pay - P.D. Associate	0.00	307.50	600.00	590.00
120-2213-6131-5000-00047-1	Supp Pay - P.D. Associate	0.00	307.50	600.00	590.00
120-2213-6131-5020-00047-1	Supp Pay - P.D. Associate	0.00	307.50	600.00	590.00
120-2213-6131-5040-00047-1	Supp Pay - P.D. Associate	0.00	307.50	600.00	590.00
120-2213-6131-5060-00047-1	Supp Pay - P.D. Associate	0.00	307.50	600.00	590.00
120-2213-6131-5080-00047-1	Supp Pay - P.D. Associate	0.00	307.50	600.00	590.00
120-2213-6131-5100-00047-1	Supp Pay - P.D. Associate	0.00	307.50	600.00	590.00
120-2213-6131-7500-00047-1	Supp Pay - P.D. Associate	0.00	153.75	300.00	295.00
120-2213-6131-1050-00048-1	Supp Pay - Teacher Mentor	0.00	1,291.50	1,680.00	550.20
120-2213-6131-1075-00048-1	Supp Pay - Teacher Mentor	0.00	1,578.50	1,400.00	2,200.80
120-2213-6131-3000-00048-1	Supp Pay - Teacher Mentor	0.00	287.00	280.00	275.10
120-2213-6131-3020-00048-1	Supp Pay - Teacher Mentor	0.00	1,004.50	1,960.00	1,375.50
120-2213-6131-3040-00048-1	Supp Pay - Teacher Mentor	0.00	143.50	280.00	275.10
120-2213-6131-3060-00048-1	Supp Pay - Teacher Mentor	0.00	574.00	1,120.00	1,650.60
120-2213-6131-4020-00048-1	Supp Pay - Teacher Mentor	0.00	287.00	560.00	550.20
120-2213-6131-4060-00048-1	Supp Pay - Teacher Mentor	0.00	861.00	840.00	825.30
120-2213-6131-4070-00048-1	Supp Pay - Teacher Mentor	0.00	430.50	1,680.00	1,925.70
120-2213-6131-4080-00048-1	Supp Pay - Teacher Mentor	0.00	430.50	840.00	550.20
120-2213-6131-4090-00048-1	Supp Pay - Teacher Mentor	0.00	143.50	280.00	550.20
120-2213-6131-5000-00048-1	Supp Pay - Teacher Mentor	0.00	287.00	280.00	0.00
120-2213-6131-5020-00048-1	Supp Pay - Teacher Mentor	0.00	1,004.50	280.00	825.30
120-2213-6131-5040-00048-1	Supp Pay - Teacher Mentor	0.00	143.50	560.00	550.20
120-2213-6131-5060-00048-1	Supp Pay - Teacher Mentor	0.00	861.00	840.00	825.30
120-2213-6131-5080-00048-1	Supp Pay - Teacher Mentor	0.00	430.50	560.00	0.00
120-2213-6131-5100-00048-1	Supp Pay - Teacher Mentor	0.00	287.00	560.00	1,100.40
120-2219-6131-1050-00049-1	Supp Pay - Bldg Tech Coordinator	0.00	1,125.00	2,249.79	1,194.87
120-2219-6131-1075-00049-1	Supp Pay - Bldg Tech Coordinator	0.00	1,125.00	2,249.79	0.00
120-2219-6131-3000-00049-1	Supp Pay - Bldg Tech Coordinator	0.00	1,125.00	2,250.00	2,250.00
120-2219-6131-3020-00049-1	Supp Pay - Bldg Tech Coordinator	0.00	1,125.00	2,250.00	2,250.00
120-2219-6131-3040-00049-1	Supp Pay - Bldg Tech Coordinator	0.00	1,125.00	2,250.00	2,250.00
120-2219-6131-3060-00049-1	Supp Pay - Bldg Tech Coordinator	0.00	1,125.00	2,250.00	2,250.00
120-2649-6131-1050-00318-1	Supplemental Pay	0.00	100.00	450.00	50.00
120-2649-6131-1075-00318-1	Supplemental Pay	0.00	100.00	450.00	50.00
120-1251-6131-4020-00331-1	Supplemental Pay Curriculum - Beasley	0.00	11,608.00	11,281.50	4,825.00

All Expenditure Accounts FY23

Account Code	Account Description	Budget Requested	1St Prior Year Actual	2Nd Prior Year Actual	3Rd Prior Year Actual
120-1251-6131-4060-00331-1	Supplemental Pay Curriculum - Bierbaum	0.00	162.00	0.00	300.00
120-1251-6131-4080-00331-1	Supplemental Pay Curriculum - Forder	0.00	0.00	1,950.00	1,225.00
120-1251-6131-4090-00331-1	Supplemental Pay Curriculum - Hagemann	0.00	594.00	1,105.00	1,075.00
120-1251-6131-5060-00331-1	Supplemental Pay Curriculum - Trautwein	0.00	324.00	1,352.00	862.50
120-1251-6131-8000-00331-1	Supplemental Pay Curriculum	19,800.00	0.00	0.00	0.00
120-2212-6131-1075-00332-1	Supplemental Pay Curr ELA - OHS	0.00	432.00	0.00	0.00
120-2212-6131-4020-00332-1	Supplemental Pay Curr ELA - Beasley	0.00	108.00	2,984.96	10,246.25
120-2212-6131-4060-00332-1	Supplemental Pay Curr ELA - Bierbaum	0.00	0.00	3,900.00	0.00
120-2212-6131-4080-00332-1	Supplemental Pay Curr ELA - Forder	0.00	0.00	1,261.00	0.00
120-2212-6131-4090-00332-1	Supplemental Pay Curr ELA - Hagemann	0.00	0.00	110.50	0.00
120-2212-6131-5000-00332-1	Supplemental Pay Curr ELA - Oakville Elem	0.00	0.00	156.00	0.00
120-2212-6131-5020-00332-1	Supplemental Pay Curr ELA - Point	0.00	0.00	364.00	0.00
120-2212-6131-5040-00332-1	Supplemental Pay Curr ELA - Rogers	0.00	0.00	156.00	0.00
120-2212-6131-5060-00332-1	Supplemental Pay Curr ELA - Trautwein	0.00	0.00	338.00	0.00
120-2212-6131-5080-00332-1	Supplemental Pay Curr ELA - MOSAIC	0.00	0.00	143.00	0.00
120-2212-6131-5100-00332-1	Supplemental Pay Curr ELA - Wohlwend	0.00	0.00	110.50	0.00
120-2212-6131-7500-00332-1	Supplemental Pay Curr ELA - EC John Cary	0.00	0.00	299.00	0.00
120-2212-6131-8400-00332-1	Supplemental Pay	10,000.00	0.00	0.00	0.00
120-2212-6131-1050-00333-1	Supplemental Pay Curr Soc Studies - MHS	0.00	0.00	4,342.00	0.00
120-2212-6131-1075-00333-1	Supplemental Pay Curr Soc Studies - OHS	0.00	195.75	1,956.50	12,695.75
120-2212-6131-3000-00333-1	Supplemental Pay Curr Soc Studies - Buerkle	0.00	0.00	552.50	0.00
120-2212-6131-3020-00333-1	Supplemental Pay Curr Soc Studies - OMS	0.00	0.00	1,755.00	0.00
120-2212-6131-3040-00333-1	Supplemental Pay Curr Soc Studies - WMS	0.00	0.00	1,163.50	0.00
120-2212-6131-3060-00333-1	Supplemental Pay Curr Soc Studies - Bernard	0.00	0.00	1,137.50	0.00
120-2212-6131-4020-00333-1	Supplemental Pay Curr Soc Studies - Beasley	0.00	81.00	0.00	0.00
120-2212-6131-8400-00333-1	Supplemental Pay Curr Soc Studies	4,000.00	0.00	0.00	0.00
120-2214-6131-1050-00335-3	Supplemental Pay - MHS	0.00	0.00	10,523.91	8,419.28
120-2214-6131-1075-00335-3	Supplemental Pay - OHS	0.00	0.00	12,606.22	9,724.09
120-2214-6131-3000-00335-3	Supplemental Pay - Buerkle	0.00	0.00	4,958.60	3,796.35
120-2214-6131-3020-00335-3	Supplemental Pay - OMS	0.00	0.00	5,370.57	4,103.37
120-2214-6131-3040-00335-3	Supplemental Pay - WMS	0.00	0.00	3,542.93	2,704.09
120-2214-6131-3060-00335-3	Supplemental Pay - Bernard	0.00	0.00	5,363.08	4,050.23
120-2214-6131-4020-00335-3	Supplemental Pay - Beasley	0.00	0.00	2,359.45	1,847.99
120-2214-6131-4060-00335-3	Supplemental Pay - Bierbaum	0.00	0.00	3,812.58	3,205.94
120-2214-6131-4070-00335-3	Supplemental Pay - Blades	0.00	0.00	3,175.90	2,627.34
120-2214-6131-4080-00335-3	Supplemental Pay - Forder	0.00	0.00	2,808.87	2,084.16
120-2214-6131-4090-00335-3	Supplemental Pay - Hagemann	0.00	0.00	2,891.27	2,332.13
120-2214-6131-5000-00335-3	Supplemental Pay - Oakville Elem	0.00	0.00	2,853.82	2,479.73
120-2214-6131-5020-00335-3	Supplemental Pay - Point	0.00	0.00	3,153.43	2,580.10
120-2214-6131-5040-00335-3	Supplemental Pay - Rogers	0.00	0.00	3,363.16	2,586.01
120-2214-6131-5060-00335-3	Supplemental Pay - Trautwein	0.00	0.00	2,966.17	2,391.17
120-2214-6131-5080-00335-3	Supplemental Pay - MOSAIC	0.00	0.00	1,902.54	1,523.26
120-2214-6131-5100-00335-3	Supplemental Pay - Wohlwend	0.00	0.00	3,250.80	2,586.01

All Expenditure Accounts FY23

Account Code	Account Description	Budget Requested	1St Prior Year Actual	2Nd Prior Year Actual	3Rd Prior Year Actual
120-2214-6131-8000-00335-3	PD for Non-Title Teachers	184,300.00	36,619.00	0.00	0.00
120-2212-6131-1075-00337-1	Supplemental Pay Curr Practical Arts - OHS	0.00	999.00	0.00	0.00
120-2212-6131-1075-00338-1	Supplemental Pay Curr Science - OHS	0.00	81.00	0.00	0.00
120-2212-6131-8400-00338-1	Supplemental Pay Curr Science	5,000.00	0.00	0.00	0.00
120-2212-6131-8400-00339-1	Supplemental Pay Curriculum Math	5,000.00	0.00	0.00	0.00
120-2649-6131-8000-00526-1	Supplemental Pay	0.00	0.00	100.00	100.00
120-3211-6131-8100-00534-1	STUDENT ACTIVITIES-EXTRA DUTY	50,000.00	12,385.00	2,298.00	11,880.00
120-2213-6131-3000-00619-1	Supplemental Pay ITEF Grant - Buerkle	0.00	0.00	1,509.00	1,670.00
120-1191-6131-1050-01191-1	Supplemental Pay - MHS Summer School	0.00	1,500.00	1,050.00	52,755.00
120-1191-6131-1075-01191-1	Supplemental Pay	0.00	92,422.50	163,897.50	53,400.00
120-1191-6131-3020-01191-1	Supplemental Pay	0.00	0.00	44,595.00	24,675.00
120-1191-6131-3060-01191-1	Supplemental Pay - Bernard Summer School	0.00	91,800.00	40,110.00	49,150.00
120-1191-6131-4060-01191-1	Supplemental Pay - Bierbaum Summer School	0.00	120,606.66	55,905.00	0.00
120-1191-6131-4070-01191-1	Supplemental Pay - Blades Summer School	0.00	0.00	0.00	55,725.00
120-1191-6131-4080-01191-1	Supplemental Pay	0.00	0.00	103,372.50	130,935.01
120-1191-6131-5040-01191-1	Supplemental Pay	0.00	0.00	6,780.00	53,962.50
120-1191-6131-5060-01191-1	Supplemental Pay - Trautwein Summer School	0.00	124,234.14	55,745.50	0.00
120-1191-6131-5100-01191-1	Supplemental Pay - Wohlwend Summer School	0.00	167,688.91	69,190.80	0.00
120-1281-6131-7500-12810-3	SALARIES FT TCHRS	0.00	6,970.00	27,740.00	4,057.50
120-3511-6131-7500-32400-3	Supplemental Pay - PATs	0.00	73,513.87	115,164.70	36,214.62
120-1193-6131-1050-42200-4	Supplemental Pay ESSER III	0.00	1,375.02	0.00	0.00
120-3812-6131-1050-42200-4	Supplemental Pay ESSER III - MHS	0.00	5,575.50	0.00	0.00
120-1193-6131-1075-42200-4	Supplemental Pay ESSER III	0.00	1,375.02	0.00	0.00
120-3812-6131-1075-42200-4	Supplemental Pay ESSER III - OHS	0.00	1,917.00	0.00	0.00
120-3812-6131-3000-42200-4	Supplemental Pay ESSER III - Buerkle	0.00	3,591.00	0.00	0.00
120-3812-6131-3020-42200-4	Supplemental Pay ESSER III - OMS	0.00	594.00	0.00	0.00
120-3812-6131-3040-42200-4	Supplemental Pay ESSER III - WMS	0.00	1,444.50	0.00	0.00
120-3812-6131-3060-42200-4	Supplemental Pay ESSER III - Bernard	0.00	810.00	0.00	0.00
120-3812-6131-4020-42200-4	Supplemental Pay ESSER III - Beasley	0.00	3,186.00	0.00	0.00
120-3812-6131-4060-42200-4	Supplemental Pay ESSER III - Bierbaum	0.00	8,383.50	0.00	0.00
120-3812-6131-4070-42200-4	Supplemental Pay ESSER III - Blades	0.00	3,017.25	0.00	0.00
120-3812-6131-4080-42200-4	Supplemental Pay ESSER III - Forder	0.00	823.50	0.00	0.00
120-3812-6131-4090-42200-4	Supplemental Pay ESSER III - Hagemann	0.00	4,833.00	0.00	0.00
120-3812-6131-5000-42200-4	Supplemental Pay ESSER III - Oakville Elem	0.00	10,084.50	0.00	0.00
120-3812-6131-5020-42200-4	Supplemental Pay ESSER III - Point	0.00	1,998.00	0.00	0.00
120-3812-6131-5040-42200-4	Supplemental Pay ESSER III - Rogers	0.00	13,095.00	0.00	0.00
120-3812-6131-5060-42200-4	Supplemental Pay ESSER III - Trautwein	0.00	1,188.00	0.00	0.00
120-3812-6131-5080-42200-4	Supplemental Pay ESSER III - MOSAIC	0.00	567.00	0.00	0.00
120-3812-6131-5100-42200-4	Supplemental Pay ESSER III - Wohlwend	0.00	8,282.25	0.00	0.00
120-1193-6131-8000-42200-4	Supplemental Pay - ESSER III	64,680.00	0.00	0.00	0.00
120-1411-6131-8000-42200-4	Supplemental Pay - ESSER III	41,740.00	0.00	0.00	0.00
120-3812-6131-8000-42200-4	Supplemental Pay ESSER III	283,730.00	0.00	0.00	0.00
120-1411-6131-1050-42300-4	Supplemental Pay ESSER II - MHS	0.00	3,485.00	0.00	0.00

All Expenditure Accounts FY23

Account Code	Account Description	Budget Requested	1St Prior Year Actual	2Nd Prior Year Actual	3Rd Prior Year Actual
120-1411-6131-1075-42300-4	Supplemental Pay ESSER II - OHS	0.00	9,840.00	0.00	0.00
120-1411-6131-4020-42300-4	Supplemental Pay ESSER II - Beasley	0.00	820.00	0.00	0.00
120-1411-6131-4070-42300-4	Supplemental Pay ESSER II - Blades	0.00	2,870.00	0.00	0.00
120-1411-6131-4080-42300-4	Supplemental Pay ESSER II - Forder	0.00	615.00	0.00	0.00
120-1411-6131-4090-42300-4	Supplemental Pay ESSER II - Hagemann	0.00	205.00	0.00	0.00
120-1411-6131-5000-42300-4	Supplemental Pay ESSER II - Oakville Elem	0.00	1,640.00	0.00	0.00
120-1411-6131-5020-42300-4	Supplemental Pay ESSER II - Point	0.00	4,305.00	0.00	0.00
120-1411-6131-5040-42300-4	Supplemental Pay ESSER II - Rogers	0.00	4,305.00	0.00	0.00
120-1411-6131-5060-42300-4	Supplemental Pay ESSER II - Trautwein	0.00	1,435.00	0.00	0.00
120-1411-6131-8000-42300-4	Supplemental Pay ESSER II	17,248.00	0.00	0.00	0.00
120-1151-6131-8000-42302-4	Supplemental Pay Grow Your Own Grant	2,000.00	0.00	0.00	0.00
120-1321-6131-1050-42701-4	Supplemental Pay Perkins Business Ed - MHS	0.00	1,230.00	600.00	0.00
120-1331-6131-1050-42701-4	Supplemental Pay	0.00	615.00	600.00	0.00
120-1371-6131-1050-42701-4	Supplemental Pay - MHS	0.00	1,230.00	4,047.00	2,400.00
120-1321-6131-1075-42701-4	Supplemental Pay Perkins Business Ed - OHS	0.00	1,230.00	1,200.00	0.00
120-1331-6131-1075-42701-4	Supplemental Pay	0.00	615.00	300.00	0.00
120-1371-6131-1075-42701-4	Supplemental Pay - OHS	0.00	1,230.00	2,760.00	8,400.00
120-1371-6131-3000-42701-4	Supplemental Pay - Buerkle	0.00	2,400.00	1,200.00	1,200.00
120-1371-6131-3020-42701-4	Supplemental Pay - OMS	0.00	1,950.00	2,764.00	1,200.00
120-1371-6131-3040-42701-4	Supplemental Pay-WMS	0.00	1,200.00	0.00	3,600.00
120-1371-6131-3060-42701-4	Supplemental Pay - Bernard	0.00	0.00	0.00	1,200.00
120-1371-6131-8400-42701-4	Supplemental Pay	21,000.00	0.00	0.00	0.00
120-1251-6131-4020-45100-4	Supplemental Pay	0.00	0.00	5,190.00	2,730.00
120-1251-6131-4060-45100-4	Supplemental Pay	0.00	0.00	28,475.00	12,970.00
120-1251-6131-4080-45100-4	Supplemental Pay	0.00	0.00	2,530.00	18,840.00
120-3611-6131-4090-45100-4	Supplemental Pay Title I Homeless - Hagemann	0.00	0.00	1,309.00	0.00
120-2213-6131-1050-46200-4	Supplemental Pay Title III LEP - MHS	0.00	256.50	0.00	87.50
120-2213-6131-1075-46200-4	Supplemental Pay Title III LEP - OHS	0.00	0.00	0.00	87.50
120-2213-6131-3000-46200-4	Supplemental Pay Title III LEP - Buerkle	0.00	189.00	0.00	105.00
120-2213-6131-3020-46200-4	Supplemental Pay Title III LEP - OMS	0.00	135.00	0.00	105.00
120-2213-6131-3040-46200-4	Supplemental Pay Title III LEP - WMS	0.00	81.00	0.00	105.00
120-2213-6131-3060-46200-4	Supplemental Pay Title III LEP - Bernard	0.00	54.00	0.00	105.00
120-2213-6131-4020-46200-4	Supplemental Pay Title III LEP - Beasley	0.00	162.00	0.00	105.00
120-1251-6131-4060-46200-4	Supplemental Pay - Bierbaum	0.00	0.00	0.00	168.75
120-2213-6131-4060-46200-4	Supplemental Pay Title III LEP - Bierbaum	0.00	378.00	0.00	105.00
120-2213-6131-4070-46200-4	Supplemental Pay Title III LEP - Blades	0.00	54.00	0.00	105.00
120-1251-6131-4080-46200-4	Supplemental Pay - Forder	0.00	0.00	52.50	650.00
120-2213-6131-4080-46200-4	Supplemental Pay Title III LEP - Forder	0.00	324.00	0.00	105.00
120-2213-6131-4090-46200-4	Supplemental Pay Title III LEP - Hagemann	0.00	162.00	0.00	105.00
120-2213-6131-5000-46200-4	Supplemental Pay Title III LEP -Oakville Elem	0.00	162.00	0.00	105.00
120-2213-6131-5020-46200-4	Supplemental Pay Title III LEP - Point	0.00	114.75	0.00	105.00
120-2213-6131-5040-46200-4	Supplemental Pay Title III LEP - Rogers	0.00	0.00	0.00	105.00
120-2213-6131-5060-46200-4	Supplemental Pay Title III LEP - Trautwein	0.00	108.00	0.00	105.00

All Expenditure Accounts FY23

Account Code	Account Description	Budget Requested	1St Prior Year Actual	2Nd Prior Year Actual	3Rd Prior Year Actual
120-1251-6131-5080-46200-4	Supplemental Pay - MOSAIC	0.00	0.00	0.00	468.75
120-2213-6131-5080-46200-4	Supplemental Pay Title III LEP - MOSAIC	0.00	0.00	0.00	105.00
120-2213-6131-5100-46200-4	Supplemental Pay Title III LEP - Wohlwend	0.00	0.00	0.00	105.00
500-2562-6131-1050-00531-1	Supplemental Pay	0.00	0.00	300.00	0.00
500-2562-6131-3040-00531-1	Supplemental Pay	0.00	0.00	100.00	0.00
500-2562-6131-4020-00531-1	Supplemental Pay	0.00	0.00	0.00	100.00
500-2562-6131-4080-00531-1	Supplemental Pay	0.00	0.00	100.00	0.00
500-2562-6131-4090-00531-1	Supplemental Pay	0.00	0.00	100.00	100.00
500-2561-6131-8400-00531-1	Supplemental Pay	0.00	0.00	200.00	300.00
500-2562-6131-8100-00550-1	Supplemental Pay	0.00	0.00	0.50	0.00
600-2521-6131-7500-00518-1	Supplemental Pay	0.00	0.00	0.00	1,265.00
600-1411-6131-7500-00614-1	SAL - MISC. EXTRA DUTY	0.00	158.46	0.00	0.00
600-1411-6131-7500-00615-1	Supplemental Pay	0.00	462.71	712.65	0.00
600-1411-6131-3040-00643-1	STUDENT ACTIVITIES-EXTRA DUTY	0.00	7,124.00	440.00	6,252.00
600-1411-6131-4020-00655-1	SAL - MISC. EXTRA DUTY	0.00	0.00	825.00	0.00
600-1411-6131-4060-00655-1	Supplemental Pay	0.00	0.00	60.00	0.00
600-1411-6131-5000-00655-1	Supplemental Pay	0.00	0.00	260.00	0.00
600-1411-6131-5020-00655-1	STUDENT ACTIVITIES-EXTRA DUTY	0.00	0.00	0.00	4,690.00
600-1411-6131-1075-00664-1	STUDENT ACTIVITIES-EXTRA DUTY	0.00	0.00	1,380.00	0.01
600-1411-6131-1050-00696-1	STUDENT ACTIVITIES-EXTRA DUTY	0.00	230.00	805.00	345.00
600-2521-6131-8000-00699-1	STUDENT ACTIVITIES-EXTRA DUTY	29,500.00	0.00	0.00	0.00
700-1421-6131-1050-00700-1	STUDENT ACTIVITIES-EXTRA DUTY	0.00	7,995.00	16,194.96	23,220.69
700-1421-6131-1075-00700-1	STUDENT ACTIVITIES-EXTRA DUTY	0.00	35,883.48	34,340.94	48,830.80
700-2521-6131-8000-00700-1	STUDENT ACTIVITIES-EXTRA DUTY	85,000.00	0.00	0.00	0.00
700-1421-6131-1050-00702-1	STUDENT ACTIVITIES-EXTRA DUTY	0.00	0.00	0.00	1,150.00
700-1421-6131-1050-00703-1	Supplemental Pay	0.00	0.00	0.00	500.00
700-1421-6131-1050-00706-1	STUDENT ACTIVITIES-EXTRA DUTY	0.00	0.00	0.00	4,200.00
700-1421-6131-1050-00716-1	Supplemental Pay	0.00	0.00	0.00	175.00
700-1421-6131-1050-00720-1	Supplemental Pay	0.00	0.00	0.00	500.00
700-1421-6131-1050-00721-1	STUDENT ACTIVITIES-EXTRA DUTY	0.00	3,000.00	0.00	3,150.00
<b>OBJECT 6131 TOTAL</b>	<b>Supplemental Pay</b>	<b>2,420,300.00</b>	<b>1,533,787.01</b>	<b>1,880,311.42</b>	<b>1,622,480.06</b>
120-1151-6141-1050-00000-1	UNUSED LEAVE PAY	0.00	5,333.13	45,741.26	7,824.00
120-2122-6141-1050-00000-1	Cert Empl Unused Leave/Sverance Pay	0.00	0.00	129.38	0.00
120-2411-6141-1050-00000-1	Cert Empl Unused Leave/Sverance Pay	0.00	0.00	2,645.00	0.00
120-1151-6141-1075-00000-1	UNUSED LEAVE PAY-CERTIFIED	0.00	0.00	37,288.76	12,912.00
120-2122-6141-1075-00000-1	UNUSED LEAVE PAY	0.00	0.00	0.00	4,128.00
120-1131-6141-3000-00000-1	UNUSED LEAVE PAY	0.00	776.25	4,197.50	5,949.00
120-1131-6141-3020-00000-1	UNUSED LEAVE PAY	0.00	0.00	589.38	2,136.00
120-1131-6141-3040-00000-1	UNUSED LEAVE PAY-CERTIFIED	0.00	0.00	0.00	9,888.00
120-1131-6141-3060-00000-1	UNUSED LEAVE PAY	0.00	0.00	115.00	312.00
120-1111-6141-4020-00000-1	UNUSED LEAVE PAY	0.00	0.00	12,793.75	8,736.00
120-1111-6141-4060-00000-1	UNUSED LEAVE PAY-CERTIFIED	0.00	0.00	6,612.50	0.00
120-1111-6141-4090-00000-1	UNUSED LEAVE PAY	0.00	0.00	3,105.00	24.00

All Expenditure Accounts FY23

Account Code	Account Description	Budget Requested	1St Prior Year Actual	2Nd Prior Year Actual	3Rd Prior Year Actual
120-2222-6141-4090-00000-1	UNUSED LEAVE PAY	0.00	0.00	0.00	1,113.60
120-1111-6141-5000-00000-1	UNUSED LEAVE PAY	0.00	0.00	6,440.00	1,584.00
120-1111-6141-5020-00000-1	UNUSED LEAVE PAY	0.00	0.00	9,616.88	3,072.00
120-1111-6141-5040-00000-1	UNUSED LEAVE PAY	0.00	0.00	0.00	108.00
120-2122-6141-5040-00000-1	Cert Empl Unused Leave/Sverance Pay	0.00	0.00	1,092.50	0.00
120-1111-6141-5060-00000-1	UNUSED LEAVE PAY	0.00	0.00	4,600.00	816.00
120-2222-6141-5060-00000-1	Cert Empl Unused Leave/Sverance Pay	0.00	0.00	0.00	4,454.40
120-1111-6141-5100-00000-1	UNUSED LEAVE PAY	0.00	0.00	129.38	0.00
120-2521-6141-8000-00000-1	Cert Empl Unused Leave/Sverance Pay	142,000.00	0.00	0.00	0.00
120-1211-6141-3040-00316-1	Cert Empl Unused Leave/Sverance Pay	0.00	0.00	172.50	1,776.00
120-1193-6141-1050-00318-1	Cert Empl Unused Leave/Sverance Pay	0.00	0.00	0.00	478.50
120-1193-6141-1075-00318-1	Cert Empl Unused Leave/Sverance Pay	0.00	0.00	0.00	478.50
120-2212-6141-5100-00332-1	Cert Empl Unused Leave/Sverance Pay	0.00	0.00	172.50	0.00
120-2222-6141-1050-00336-1	Cert Empl Unused Leave/Sverance Pay	0.00	0.00	0.00	426.24
120-2222-6141-1075-00336-1	Cert Empl Unused Leave/Sverance Pay	0.00	0.00	0.00	426.24
120-2222-6141-3000-00336-1	Cert Empl Unused Leave/Sverance Pay	0.00	0.00	0.00	426.24
120-2222-6141-3020-00336-1	Cert Empl Unused Leave/Sverance Pay	0.00	0.00	0.00	426.24
120-2222-6141-3040-00336-1	Cert Empl Unused Leave/Sverance Pay	0.00	0.00	0.00	426.24
120-2222-6141-3060-00336-1	Cert Empl Unused Leave/Sverance Pay	0.00	0.00	0.00	426.24
120-2222-6141-4020-00336-1	Cert Empl Unused Leave/Sverance Pay	0.00	0.00	0.00	284.16
120-2222-6141-4060-00336-1	Cert Empl Unused Leave/Sverance Pay	0.00	0.00	0.00	426.24
120-2222-6141-4070-00336-1	Cert Empl Unused Leave/Sverance Pay	0.00	0.00	0.00	426.24
120-2222-6141-4080-00336-1	Cert Empl Unused Leave/Sverance Pay	0.00	0.00	0.00	426.24
120-2222-6141-4090-00336-1	Cert Empl Unused Leave/Sverance Pay	0.00	0.00	0.00	426.24
120-2222-6141-5000-00336-1	Cert Empl Unused Leave/Sverance Pay	0.00	0.00	0.00	426.24
120-2222-6141-5020-00336-1	Cert Empl Unused Leave/Sverance Pay	0.00	0.00	0.00	426.24
120-2222-6141-5040-00336-1	Cert Empl Unused Leave/Sverance Pay	0.00	0.00	0.00	426.24
120-2222-6141-5060-00336-1	Cert Empl Unused Leave/Sverance Pay	0.00	0.00	0.00	426.24
120-2222-6141-5080-00336-1	Cert Empl Unused Leave/Sverance Pay	0.00	0.00	0.00	426.24
120-2222-6141-5100-00336-1	Cert Empl Unused Leave/Sverance Pay	0.00	0.00	0.00	426.24
120-2212-6141-4020-00414-1	Cert Empl Unused Leave/Sverance Pay	0.00	0.00	0.00	7.20
120-2212-6141-4060-00414-1	Cert Empl Unused Leave/Sverance Pay	0.00	0.00	0.00	6.48
120-2212-6141-4070-00414-1	Cert Empl Unused Leave/Sverance Pay	0.00	0.00	0.00	6.48
120-2212-6141-4080-00414-1	Cert Empl Unused Leave/Sverance Pay	0.00	0.00	0.00	6.48
120-2212-6141-4090-00414-1	Cert Empl Unused Leave/Sverance Pay	0.00	0.00	0.00	6.48
120-2212-6141-5000-00414-1	Cert Empl Unused Leave/Sverance Pay	0.00	0.00	0.00	6.48
120-2212-6141-5020-00414-1	Cert Empl Unused Leave/Sverance Pay	0.00	0.00	0.00	6.48
120-2212-6141-5040-00414-1	UNUSED LEAVE PAY	0.00	0.00	0.00	6.48
120-2212-6141-5060-00414-1	Cert Empl Unused Leave/Sverance Pay	0.00	0.00	0.00	6.48
120-2212-6141-5080-00414-1	Cert Empl Unused Leave/Sverance Pay	0.00	0.00	0.00	6.48
120-2212-6141-5100-00414-1	Cert Empl Unused Leave/Sverance Pay	0.00	0.00	0.00	6.48
120-1281-6141-7500-12810-3	UNUSED LEAVE PAY	0.00	0.00	0.00	384.00
120-3511-6141-7500-32400-3	Cert Empl Unused Leave/Sverance Pay	0.00	186.88	0.00	0.00

All Expenditure Accounts FY23

Account Code	Account Description	Budget Requested	1St Prior Year Actual	2Nd Prior Year Actual	3Rd Prior Year Actual
<b>OBJECT 6141 TOTAL</b>	<b>Cert Empl Unused Leave/Sverance Pay</b>	<b>142,000.00</b>	<b>6,296.26</b>	<b>135,441.29</b>	<b>73,350.00</b>
110-2112-6151-1050-00000-1	SALARIES - HOURLY SCHOOL YEAR	0.00	14,537.88	25,249.60	24,809.25
110-2122-6151-1050-00000-1	SALARIESOFFICE/CLERICAL	0.00	45,309.12	77,039.52	73,477.60
110-2211-6151-1050-00000-1	SALARIESOFFICE/CLERICAL	0.00	21,670.40	30,888.32	41,246.40
110-2411-6151-1050-00000-1	SALARIESOFFICE/CLERICAL	0.00	128,923.57	220,306.74	214,224.84
110-2546-6151-1050-00000-1	Classified Salaries - Regular	0.00	18,305.28	31,744.48	0.00
110-2112-6151-1075-00000-1	SALARIES - HOURLY SCHOOL YEAR	0.00	16,642.08	29,842.00	29,119.60
110-2122-6151-1075-00000-1	SALARIESOFFICE/CLERICAL	0.00	40,944.64	76,726.40	71,088.80
110-2211-6151-1075-00000-1	SALARIESOFFICE/CLERICAL	0.00	23,296.00	36,982.40	34,229.44
110-2411-6151-1075-00000-1	SALARIESOFFICE/CLERICAL	0.00	130,742.48	217,739.26	211,452.74
110-2546-6151-1075-00000-1	Classified Salaries - Regular	0.00	17,427.20	30,368.00	0.00
110-2411-6151-3000-00000-1	SALARIES - HOURLY SCHOOL YEAR	0.00	51,444.30	87,802.35	86,090.28
110-2411-6151-3020-00000-1	SALARIES - HOURLY SCHOOL YEAR	0.00	39,848.36	66,402.40	63,131.14
110-2411-6151-3040-00000-1	SALARIES - HOURLY SCHOOL YEAR	0.00	41,658.28	70,041.60	69,651.12
110-2411-6151-3060-00000-1	SALARIES - HOURLY SCHOOL YEAR	0.00	46,859.98	75,202.35	83,855.03
110-2411-6151-4020-00000-1	SALARIES - HOURLY SCHOOL YEAR	0.00	38,119.78	63,693.44	56,324.81
110-2411-6151-4060-00000-1	SALARIES - HOURLY SCHOOL YEAR	0.00	36,468.42	61,551.00	58,953.60
110-2411-6151-4070-00000-1	SALARIES - HOURLY SCHOOL YEAR	0.00	36,954.58	63,723.73	62,772.46
110-1111-6151-4080-00000-1	SALARIES - HOURLY SCHOOL YEAR	0.00	0.00	0.00	683.10
110-2411-6151-4080-00000-1	SALARIES - HOURLY SCHOOL YEAR	0.00	40,628.80	68,797.98	68,101.79
110-2411-6151-4090-00000-1	SALARIES - HOURLY SCHOOL YEAR	0.00	38,984.44	65,996.42	64,878.25
110-2411-6151-5000-00000-1	SALARIES - HOURLY SCHOOL YEAR	0.00	34,908.73	54,796.21	60,182.91
110-2411-6151-5020-00000-1	SALARIES - HOURLY SCHOOL YEAR	0.00	37,738.06	63,292.80	62,488.63
110-1111-6151-5040-00000-1	SALARIES - HOURLY SCHOOL YEAR	0.00	0.00	0.00	-356.40
110-2411-6151-5040-00000-1	SALARIES - HOURLY SCHOOL YEAR	0.00	33,541.83	56,410.50	60,425.70
110-2411-6151-5060-00000-1	SALARIES - HOURLY SCHOOL YEAR	0.00	34,792.44	58,117.30	60,978.22
110-2411-6151-5080-00000-1	SALARIES - HOURLY SCHOOL YEAR	0.00	37,433.76	62,498.08	61,092.33
110-2411-6151-5100-00000-1	SALARIES - HOURLY SCHOOL YEAR	0.00	38,720.91	64,368.15	63,372.51
110-3512-6151-7500-00000-1	SALARIES - HOURLY SCHOOL YEAR	0.00	2,904.64	8,286.25	8,220.25
110-2329-6151-8000-00000-1	Classified Salaries - Regular	0.00	21,916.77	40,248.00	0.00
110-2521-6151-8000-00000-1	SALARIESMANAGERIAL	16,601,002.00	0.00	0.00	0.00
110-2542-6151-8300-00000-1	Classified Salaries - Regular	0.00	18,570.20	26,863.20	0.00
110-2329-6151-8000-00310-1	Classified Salaries - Regular	0.00	60,127.53	90,635.92	90,962.12
110-1193-6151-1050-00318-1	Classified Salaries - Regular	0.00	19,326.49	31,991.36	30,853.68
110-1193-6151-1075-00318-1	Classified Salaries - Regular	0.00	19,326.49	31,991.36	30,853.68
110-2542-6151-8100-00318-1	SALARIES - HOURLY 12 MONTH	0.00	11,484.45	13,818.80	17,652.80
110-2329-6151-8000-00331-1	SALARIESOFFICE/CLERICAL	0.00	61,514.78	93,610.36	92,577.61
110-2329-6151-8400-00333-1	Classified Salaries - Regular	0.00	22,553.60	35,588.80	34,548.80
110-2329-6151-8400-00336-1	Classified Salaries - Regular	0.00	24,457.92	44,886.40	43,784.00
110-2134-6151-1050-00518-1	SALARIES CRAFTS & TRADES	0.00	45,719.54	85,395.48	81,092.96
110-2134-6151-1075-00518-1	SALARIES CRAFTS & TRADES	0.00	38,548.05	77,114.10	72,595.96
110-2134-6151-3000-00518-1	SALARIES CRAFTS & TRADES	0.00	20,887.55	36,363.48	34,135.32
110-2134-6151-3020-00518-1	SALARIES CRAFTS & TRADES	0.00	24,291.27	45,538.98	43,430.92

*All Expenditure Accounts FY23*

Account Code	Account Description	Budget Requested	1St Prior Year Actual	2Nd Prior Year Actual	3Rd Prior Year Actual
110-2134-6151-3040-00518-1	SALARIES CRAFTS & TRADES	0.00	23,928.83	56,239.61	43,442.55
110-2134-6151-3060-00518-1	SALARIES CRAFTS & TRADES	0.00	29,183.98	51,226.66	53,054.71
110-2134-6151-4020-00518-1	SALARIES CRAFTS & TRADES	0.00	30,989.09	55,083.63	46,988.24
110-2134-6151-4060-00518-1	SALARIES CRAFTS & TRADES	0.00	29,887.65	51,876.87	48,272.38
110-2134-6151-4070-00518-1	SALARIES CRAFTS & TRADES	0.00	29,324.60	51,248.39	44,014.88
110-2134-6151-4080-00518-1	SALARIES CRAFTS & TRADES	0.00	28,611.48	59,777.44	37,888.68
110-2134-6151-4090-00518-1	SALARIES CRAFTS & TRADES	0.00	28,238.08	47,406.47	47,440.88
110-2134-6151-5000-00518-1	SALARIES CRAFTS & TRADES	0.00	22,591.29	41,787.67	39,010.04
110-2134-6151-5020-00518-1	SALARIES CRAFTS & TRADES	0.00	27,215.60	50,940.64	46,886.24
110-2134-6151-5040-00518-1	SALARIES CRAFTS & TRADES	0.00	25,733.07	48,237.57	52,538.47
110-2134-6151-5060-00518-1	SALARIES CRAFTS & TRADES	0.00	24,164.05	54,438.57	54,918.51
110-2134-6151-5080-00518-1	SALARIES CRAFTS & TRADES	0.00	31,357.86	53,459.37	46,437.32
110-2134-6151-5100-00518-1	SALARIES CRAFTS & TRADES	0.00	26,690.62	48,649.09	44,430.04
110-2134-6151-7500-00518-1	SALARIESMANAGERIAL	0.00	1,037.51	933.78	0.00
110-2321-6151-8000-00522-1	SALARIESOFFICE/CLERICAL	0.00	37,497.31	76,364.14	72,230.50
110-2641-6151-8000-00523-1	SALARIESOFFICE/CLERICAL	0.00	211,829.06	316,639.52	314,029.35
110-2521-6151-8000-00524-1	SALARIESMANAGERIAL	0.00	411,872.06	654,370.55	660,176.33
110-2546-6151-8000-00524-1	Classified Salaries - Regular	0.00	0.00	0.00	60,632.46
110-2331-6151-8100-00530-1	Admin Technology Srvc - Classified	0.00	518,944.24	820,880.39	794,749.26
110-2631-6151-8000-00533-1	SALARIESMANAGERIAL	0.00	138,049.80	215,015.84	192,834.55
110-3111-6151-8000-00534-1	SALARIES - HOURLY 12 MONTH	0.00	0.00	0.00	37,806.45
110-3211-6151-8300-00534-1	Classified Salaries - Regular	0.00	0.00	0.00	12,546.63
110-2545-6151-8200-00541-3	SALARIES - HOURLY 12 MONTH	0.00	2,301.89	3,752.32	3,760.29
110-2552-6151-8200-00541-3	SALARIESMANAGERIAL	0.00	1,092,060.75	1,745,682.78	1,839,783.30
110-2554-6151-8200-00543-3	SALARIESMANAGERIAL - SSD	0.00	337,985.96	618,372.47	593,052.44
110-2541-6151-8400-00550-1	SALARIESMANAGERIAL	0.00	176,348.16	276,567.86	268,631.94
110-2542-6151-8400-00550-1	SALARIESMANAGERIAL	0.00	762,857.57	1,102,203.11	1,068,339.99
110-2543-6151-8400-00550-1	SALARIES - HOURLY 12 MONTH	0.00	88,575.99	129,627.34	139,448.55
110-2542-6151-1050-00560-1	SALARIES - HOURLY 12 MONTH	0.00	253,791.68	457,585.02	466,881.61
110-2542-6151-1075-00560-1	SALARIES - HOURLY 12 MONTH	0.00	301,895.14	470,951.48	471,496.23
110-2542-6151-3000-00560-1	SALARIES - HOURLY 12 MONTH	0.00	107,239.86	173,132.43	168,097.39
110-2542-6151-3020-00560-1	SALARIES - HOURLY 12 MONTH	0.00	97,577.20	154,783.66	152,508.29
110-2542-6151-3040-00560-1	SALARIES - HOURLY 12 MONTH	0.00	118,569.74	179,813.53	173,258.49
110-2542-6151-3060-00560-1	SALARIES - HOURLY 12 MONTH	0.00	102,703.28	165,603.32	177,874.62
110-2542-6151-4020-00560-1	SALARIES - HOURLY 12 MONTH	0.00	72,730.48	113,337.49	108,721.60
110-2542-6151-4060-00560-1	SALARIES - HOURLY 12 MONTH	0.00	66,203.69	121,789.06	121,736.90
110-2542-6151-4070-00560-1	SALARIES - HOURLY 12 MONTH	0.00	79,089.96	118,945.20	117,918.20
110-2542-6151-4080-00560-1	SALARIES - HOURLY 12 MONTH	0.00	63,348.57	95,223.33	94,016.84
110-2542-6151-4090-00560-1	SALARIES - HOURLY 12 MONTH	0.00	64,200.47	95,414.11	92,505.34
110-2542-6151-5000-00560-1	SALARIES - HOURLY 12 MONTH	0.00	58,507.39	87,890.69	82,220.83
110-2542-6151-5020-00560-1	SALARIES - HOURLY 12 MONTH	0.00	83,308.22	125,544.39	121,992.93
110-2542-6151-5040-00560-1	SALARIES - HOURLY 12 MONTH	0.00	76,695.09	137,417.35	134,352.23
110-2542-6151-5060-00560-1	SALARIES - HOURLY 12 MONTH	0.00	78,133.62	122,887.08	116,837.58



All Expenditure Accounts FY23

Account Code	Account Description	Budget Requested	1St Prior Year Actual	2Nd Prior Year Actual	3Rd Prior Year Actual
110-2542-6151-5080-00560-1	SALARIES - HOURLY 12 MONTH	0.00	45,448.25	67,909.75	67,606.79
110-2542-6151-5100-00560-1	SALARIES - HOURLY 12 MONTH	0.00	81,946.27	121,806.70	117,626.58
110-2542-6151-8000-00560-1	SALARIES - HOURLY 12 MONTH	0.00	26,892.80	39,956.80	39,104.00
110-2541-6151-8400-00560-1	SALARIESOFFICE/CLERICAL	0.00	26,291.20	41,683.20	40,664.00
110-2542-6151-8400-00560-1	SALARIES - HOURLY 12 MONTH	0.00	127,221.75	183,064.30	222,561.92
110-1281-6151-7500-12810-3	SALARIESMANAGERIAL	0.00	293,902.16	453,281.52	425,848.97
110-2559-6151-8200-12810-3	SALARIESMANAGERIAL EC	0.00	127,060.43	218,971.00	257,495.51
110-3511-6151-7500-32400-3	SALARIESMANAGERIAL - PAT	0.00	19,661.75	44,118.32	95,103.17
110-2558-6151-8200-42200-4	Classified Salaries - ESSER III	82,998.00	3,273.53	0.00	0.00
110-1271-6151-3040-46200-4	Classified Salaries Title III LEP - WMS	0.00	0.00	0.00	6,215.45
110-1271-6151-4060-46200-4	Classified Salaries Title III LEP - Bierbaum	0.00	24,701.04	42,230.00	31,203.10
110-1271-6151-5040-46200-4	Classified Salaries Title III LEP - Rogers	0.00	0.00	0.00	6,215.44
110-1251-6151-8000-46200-4	Classified Salaries - Regular	44,000.00	0.00	0.00	0.00
110-1271-6151-4060-46201-4	SALARIES - HOURLY SCHOOL YEAR	0.00	0.00	0.00	10,797.55
120-1281-6151-7500-12810-3	Classified Salaries - Regular	0.00	95,942.11	160,144.39	174,870.07
120-1251-6151-4020-45100-4	Classified Salaries Regular - Title I	0.00	7,709.51	0.00	0.00
120-1251-6151-4060-45100-4	Classified Salaries Regular - Title I	0.00	41,789.25	0.00	4,365.00
120-1251-6151-4080-45100-4	Classified Salaries Regular - Title I	0.00	18,663.75	0.00	0.00
120-1251-6151-8000-45100-4	Classified Salaries Regular - Title I	136,000.00	0.00	0.00	0.00
500-2562-6151-1050-00531-1	SALARIES - HOURLY SCHOOL YEAR	0.00	65,372.78	45,132.84	103,639.98
500-2562-6151-1075-00531-1	SALARIES - HOURLY SCHOOL YEAR	0.00	54,789.83	38,680.15	84,954.05
500-2562-6151-3000-00531-1	SALARIES - HOURLY SCHOOL YEAR	0.00	22,250.93	18,404.81	39,946.87
500-2562-6151-3020-00531-1	SALARIES - HOURLY SCHOOL YEAR	0.00	23,557.82	17,405.27	39,989.76
500-2562-6151-3040-00531-1	SALARIES - HOURLY SCHOOL YEAR	0.00	23,350.70	16,479.81	38,259.50
500-2562-6151-3060-00531-1	SALARIES - HOURLY SCHOOL YEAR	0.00	27,156.07	21,354.90	48,874.62
500-2562-6151-4020-00531-1	SALARIES - HOURLY SCHOOL YEAR	0.00	31,374.23	20,091.02	45,784.26
500-2562-6151-4060-00531-1	SALARIES - HOURLY SCHOOL YEAR	0.00	21,201.96	15,126.23	41,940.30
500-2562-6151-4070-00531-1	SALARIES - HOURLY SCHOOL YEAR	0.00	13,864.90	9,777.91	23,833.33
500-2562-6151-4080-00531-1	SALARIES - HOURLY SCHOOL YEAR	0.00	12,712.01	8,920.88	21,447.72
500-2562-6151-4090-00531-1	SALARIES - HOURLY SCHOOL YEAR	0.00	13,771.84	9,148.73	22,025.52
500-2562-6151-5000-00531-1	SALARIES - HOURLY SCHOOL YEAR	0.00	14,301.28	10,151.58	24,753.47
500-2562-6151-5020-00531-1	SALARIES - HOURLY SCHOOL YEAR	0.00	14,381.84	9,543.11	31,049.95
500-2562-6151-5040-00531-1	SALARIES - HOURLY SCHOOL YEAR	0.00	12,481.80	8,925.76	21,874.86
500-2562-6151-5060-00531-1	SALARIES - HOURLY SCHOOL YEAR	0.00	12,470.73	9,027.85	20,711.76
500-2562-6151-5080-00531-1	SALARIES - HOURLY SCHOOL YEAR	0.00	15,733.25	11,061.85	26,194.97
500-2562-6151-5100-00531-1	SALARIES - HOURLY SCHOOL YEAR	0.00	13,535.59	9,560.17	22,488.35
500-2561-6151-8400-00531-1	SALARIESMANAGERIAL	0.00	127,687.31	222,831.37	212,531.48
500-2562-6151-8400-00531-1	SALARIES - HOURLY 12 MONTH	1,760,000.00	49,663.25	30,763.51	75,672.64
500-2562-6151-1050-42300-4	Classified Salaries - Regular	0.00	0.00	67,163.00	0.00
500-2562-6151-1075-42300-4	Classified Salaries - Regular	0.00	0.00	55,656.00	0.00
500-2562-6151-3000-42300-4	Classified Salaries - Regular	0.00	0.00	25,030.00	0.00
500-2562-6151-3020-42300-4	Classified Salaries - Regular	0.00	0.00	24,784.00	0.00
500-2562-6151-3040-42300-4	Classified Salaries - Regular	0.00	0.00	23,952.00	0.00

All Expenditure Accounts FY23

Account Code	Account Description	Budget Requested	1St Prior Year Actual	2Nd Prior Year Actual	3Rd Prior Year Actual
500-2562-6151-3060-42300-4	Classified Salaries - Regular	0.00	0.00	31,475.00	0.00
500-2562-6151-4020-42300-4	Classified Salaries - Regular	0.00	0.00	29,213.00	0.00
500-2562-6151-4060-42300-4	Classified Salaries - Regular	0.00	0.00	21,794.00	0.00
500-2562-6151-4070-42300-4	Classified Salaries - Regular	0.00	0.00	14,294.00	0.00
500-2562-6151-4080-42300-4	Classified Salaries - Regular	0.00	0.00	12,783.00	0.00
500-2562-6151-4090-42300-4	Classified Salaries - Regular	0.00	0.00	13,137.00	0.00
500-2562-6151-5000-42300-4	Classified Salaries - Regular	0.00	0.00	14,830.00	0.00
500-2562-6151-5020-42300-4	Classified Salaries - Regular	0.00	0.00	14,019.00	0.00
500-2562-6151-5040-42300-4	Classified Salaries - Regular	0.00	0.00	13,278.00	0.00
500-2562-6151-5060-42300-4	Classified Salaries - Regular	0.00	0.00	13,082.00	0.00
500-2562-6151-5080-42300-4	Classified Salaries - Regular	0.00	0.00	16,101.00	0.00
500-2562-6151-5100-42300-4	Classified Salaries - Regular	0.00	0.00	13,535.00	0.00
500-2562-6151-8400-42300-4	Classified Salaries - Regular	0.00	0.00	46,770.00	0.00
<b>OBJECT 6151 TOTAL</b>	<b>Classified Salaries - Regular</b>	<b>18,624,000.00</b>	<b>8,708,963.41</b>	<b>14,029,463.47</b>	<b>13,972,397.25</b>
110-1151-6161-1050-00000-1	SAL NONCERT ATHLETIC EXTRA DUTY	0.00	2,058.00	0.00	0.00
110-1151-6161-1075-00000-1	SAL NONCERT EMPL TRAINING	0.00	2,951.48	0.00	5,454.82
110-1131-6161-3000-00000-1	SAL NONCERT EMPL TRAINING	0.00	5,085.71	7,589.93	6,843.72
110-1131-6161-3020-00000-1	SAL NONCERT EMPL TRAINING	0.00	3,357.90	4,824.00	7,962.04
110-2411-6161-3020-00000-1	SALARIES - HOURLY PT SCHOOL YEAR	0.00	5,212.06	8,854.08	12,689.56
110-1131-6161-3040-00000-1	SAL NONCERT EMPL TRAINING	0.00	3,863.08	5,791.58	5,977.80
110-2411-6161-3040-00000-1	SALARIES - HOURLY PT SCHOOL YEAR	0.00	5,430.55	9,781.31	9,416.40
110-1131-6161-3060-00000-1	SAL NONCERT EMPL TRAINING	0.00	4,183.89	8,163.84	6,758.49
110-1111-6161-4020-00000-1	SAL NONCERT EMPL TRAINING	0.00	15,292.95	25,626.88	25,310.06
110-1111-6161-4060-00000-1	SAL NONCERT EMPL TRAINING	0.00	20,665.60	25,753.44	26,262.33
110-1111-6161-4070-00000-1	SAL NONCERT EMPL TRAINING	0.00	17,433.53	30,489.14	24,373.78
110-1111-6161-4080-00000-1	SAL NONCERT EMPL TRAINING	0.00	15,904.49	26,287.16	20,289.19
110-1111-6161-4090-00000-1	SAL NONCERT EMPL TRAINING	0.00	15,015.42	21,911.05	26,583.13
110-1111-6161-5000-00000-1	SAL NONCERT EMPL TRAINING	0.00	18,093.63	33,853.00	24,863.78
110-1111-6161-5020-00000-1	SAL NONCERT EMPL TRAINING	0.00	15,221.02	24,867.18	23,601.15
110-1111-6161-5040-00000-1	SAL NONCERT EMPL TRAINING	0.00	15,356.55	21,904.31	23,748.27
110-1111-6161-5060-00000-1	SAL NONCERT EMPL TRAINING	0.00	17,713.89	19,145.25	30,847.69
110-1111-6161-5080-00000-1	Classified Salaries-Part Time	0.00	9,623.11	14,460.28	16,873.00
110-1111-6161-5100-00000-1	SAL NONCERT EMPL TRAINING	0.00	14,474.34	26,620.82	22,954.17
110-1271-6161-4060-00310-1	Classified Salaries-Part Time	0.00	425.89	446.67	540.15
110-1151-6161-1050-00334-1	SALARIES - HOURLY SEASONAL-AUDITORIUM TECHS	0.00	1,479.00	0.00	7,628.50
110-2644-6161-8000-00335-1	Prof Dev-Classified Staff	0.00	81.00	0.00	0.00
110-2134-6161-1050-00518-1	Classified Salaries-Part Time	0.00	0.00	1,072.41	0.00
110-2134-6161-1075-00518-1	Classified Salaries-Part Time	0.00	0.00	688.43	0.00
110-2134-6161-3000-00518-1	Classified Salaries-Part Time	0.00	2,480.68	0.00	0.00
110-2134-6161-3020-00518-1	Classified Salaries-Part Time	0.00	2,480.68	3,772.08	5,310.68
110-2134-6161-3040-00518-1	Classified Salaries-Part Time	0.00	0.00	0.00	13,628.81
110-2134-6161-3060-00518-1	SALARIES-HOURLY PT SCHOOL YEAR	0.00	3,740.63	4,973.82	0.00
110-2134-6161-4020-00518-1	Classified Salaries-Part Time	0.00	0.00	0.00	3,145.16

All Expenditure Accounts FY23

Account Code	Account Description	Budget Requested	1St Prior Year Actual	2Nd Prior Year Actual	3Rd Prior Year Actual
110-2134-6161-4060-00518-1	SALARIES-HOURLY PT SCHOOL YEAR	0.00	4,385.06	2,017.80	17,130.99
110-2134-6161-4070-00518-1	Classified Salaries-Part Time	0.00	620.18	1,219.02	5,211.74
110-2134-6161-4080-00518-1	Classified Salaries-Part Time	0.00	1,970.20	4,411.65	12,559.81
110-2134-6161-4090-00518-1	SALARIES-HOURLY PT SCHOOL YEAR	0.00	2,910.00	4,553.70	5,206.10
110-2134-6161-5000-00518-1	SALARIES-HOURLY PT SCHOOL YEAR	0.00	2,955.36	5,398.48	5,210.94
110-2134-6161-5020-00518-1	Classified Salaries-Part Time	0.00	1,776.59	3,216.47	3,464.26
110-2134-6161-5040-00518-1	Classified Salaries-Part Time	0.00	759.06	3,729.91	0.00
110-2134-6161-5060-00518-1	Classified Salaries-Part Time	0.00	759.06	3,729.88	0.00
110-2134-6161-5100-00518-1	Classified Salaries-Part Time	0.00	3,104.17	5,620.03	6,052.83
110-2134-6161-7500-00518-1	SAL NONCERT EMPL TRAINING	0.00	2,048.40	4,830.98	12,042.51
110-1151-6161-1050-00523-1	Classified Salaries-Part Time	0.00	5,049.00	9,775.44	4,886.07
110-1151-6161-1075-00523-1	Classified Salaries-Part Time	0.00	5,049.00	10,677.26	4,886.02
110-2527-6161-8000-00524-1	SALARIES - HOURLY SEASONAL/SUBS	0.00	24,540.00	29,226.00	22,360.00
110-2546-6161-8000-00526-1	SALARIES-HOURLY PT SCHOOL YEAR	0.00	70,508.92	31,380.00	81,990.00
110-2331-6161-8100-00530-1	Classified Salaries-Part Time	0.00	10,704.00	32,394.00	22,611.00
110-3211-6161-8100-00534-1	SALARIES - HOURLY SEASONAL/SUBS	0.00	0.00	0.00	1,806.00
110-3211-6161-8300-00534-1	SALARIES - HOURLY SEASONAL/SUBS	0.00	0.00	0.00	46,301.67
110-2552-6161-8200-00541-3	SALARIES - HOURLY PT SCHOOL YEAR	0.00	59,927.56	63,540.11	53,982.69
110-2554-6161-8200-00543-3	SALARIES - HOURLY PT SCHOOL YEAR	0.00	25,972.35	13,802.13	7,178.93
110-2542-6161-8400-00550-1	SALARIES - HOURLY SEASONAL/SUBS	0.00	57,465.00	110,949.00	107,026.40
110-2543-6161-8400-00550-1	SALARIES - HOURLY SEASONAL/SUBS	0.00	345.60	0.00	12,027.47
110-2542-6161-8400-00560-1	SALARIES - HOURLY SEASONAL/SUBS	0.00	39,209.81	31,089.68	20,276.40
110-1191-6161-1050-01191-1	Classified Part Time - MHS Summer Sch	0.00	2,777.60	0.00	4,240.00
110-1191-6161-1075-01191-1	Classified Salaries-Part Time	0.00	7,455.35	5,017.09	0.00
110-1191-6161-3020-01191-1	Classified Salaries-Part Time	0.00	0.00	0.00	358.17
110-1191-6161-3060-01191-1	Classified Part Time - Bernard Summer Sch	0.00	13,782.63	6,763.65	5,439.72
110-1191-6161-4060-01191-1	Classified Part Time - Bierbaum Summer Sch	0.00	18,434.13	6,608.91	0.00
110-1191-6161-4070-01191-1	Classified Part Time - Blades Summer Sch	0.00	0.00	0.00	3,563.38
110-1191-6161-4080-01191-1	Supplemental Pay	0.00	0.00	0.00	4,673.91
110-1191-6161-5040-01191-1	Supplemental Pay	0.00	0.00	1,855.00	7,257.77
110-1191-6161-5060-01191-1	Classified Part Time-Trautwein Summer Sch	0.00	19,264.52	8,177.65	0.00
110-1191-6161-5100-01191-1	Classified Part Time - Wohlwend Summer Sch	0.00	20,770.85	7,554.78	0.00
110-1281-6161-7500-12810-3	SAL NONCERT EMPL TRAINING	0.00	11,342.39	26,441.31	14,469.61
110-2559-6161-8200-12810-3	SALARIES - HOURLY PT SCHOOL YEAR	0.00	2,565.44	2,551.56	1,046.08
110-3511-6161-7500-32400-3	SALARIES - HOURLY SEASONAL/SUBS	0.00	0.00	0.00	100,966.62
500-2562-6161-1050-00531-1	SALARIES-HOURLY PT SCHOOL YEAR	0.00	35,586.36	28,598.29	87,061.38
500-2562-6161-1075-00531-1	SALARIES-HOURLY PT SCHOOL YEAR	0.00	16,308.68	8,747.21	46,116.45
500-2562-6161-3000-00531-1	SALARIES-HOURLY PT SCHOOL YEAR	0.00	13,561.90	10,369.32	23,861.60
500-2562-6161-3020-00531-1	SALARIES-HOURLY PT SCHOOL YEAR	0.00	21,327.93	13,059.17	26,965.23
500-2562-6161-3040-00531-1	SALARIES-HOURLY PT SCHOOL YEAR	0.00	16,450.16	12,027.26	25,469.52
500-2562-6161-3060-00531-1	SALARIES-HOURLY PT SCHOOL YEAR	0.00	29,756.01	18,491.82	45,611.41
500-2562-6161-4020-00531-1	SALARIES-HOURLY PT SCHOOL YEAR	0.00	4,720.16	2,811.00	8,477.70
500-2562-6161-4060-00531-1	SALARIES-HOURLY PT SCHOOL YEAR	0.00	14,840.28	6,916.29	24,287.27

All Expenditure Accounts FY23

Account Code	Account Description	Budget Requested	1St Prior Year Actual	2Nd Prior Year Actual	3Rd Prior Year Actual
500-2562-6161-4070-00531-1	SALARIES-HOURLY PT SCHOOL YEAR	0.00	16,121.41	12,492.07	30,462.07
500-2562-6161-4080-00531-1	SALARIES-HOURLY PT SCHOOL YEAR	0.00	17,811.39	9,328.78	29,755.90
500-2562-6161-4090-00531-1	SALARIES-HOURLY PT SCHOOL YEAR	0.00	12,472.23	7,315.58	16,569.33
500-2562-6161-5000-00531-1	SALARIES-HOURLY PT SCHOOL YEAR	0.00	12,779.86	9,999.50	23,271.63
500-2562-6161-5020-00531-1	SALARIES-HOURLY PT SCHOOL YEAR	0.00	14,972.38	10,049.70	22,322.52
500-2562-6161-5040-00531-1	SALARIES-HOURLY PT SCHOOL YEAR	0.00	8,901.20	6,718.72	14,980.77
500-2562-6161-5060-00531-1	SALARIES-HOURLY PT SCHOOL YEAR	0.00	16,066.87	10,641.55	29,713.02
500-2562-6161-5080-00531-1	SALARIES-HOURLY PT SCHOOL YEAR	0.00	7,003.69	4,953.08	11,429.92
500-2562-6161-5100-00531-1	SALARIES-HOURLY PT SCHOOL YEAR	0.00	18,028.30	11,807.29	25,826.13
500-2562-6161-8400-00531-1	SALARIES-HRLY PT SCHL YEAR-EXT LVE	0.00	17,709.00	9,889.00	18,140.64
500-2562-6161-1050-42300-4	Classified Salaries-Part Time	0.00	0.00	46,529.00	0.00
500-2562-6161-1075-42300-4	Classified Salaries-Part Time	0.00	0.00	12,330.00	0.00
500-2562-6161-3000-42300-4	Classified Salaries-Part Time	0.00	0.00	12,741.00	0.00
500-2562-6161-3020-42300-4	Classified Salaries-Part Time	0.00	0.00	20,155.00	0.00
500-2562-6161-3040-42300-4	Classified Salaries-Part Time	0.00	0.00	17,942.00	0.00
500-2562-6161-3060-42300-4	Classified Salaries-Part Time	0.00	0.00	27,743.00	0.00
500-2562-6161-4020-42300-4	Classified Salaries-Part Time	0.00	0.00	2,802.00	0.00
500-2562-6161-4060-42300-4	Classified Salaries-Part Time	0.00	0.00	9,738.00	0.00
500-2562-6161-4070-42300-4	Classified Salaries-Part Time	0.00	0.00	17,094.00	0.00
500-2562-6161-4080-42300-4	Classified Salaries-Part Time	0.00	0.00	14,233.00	0.00
500-2562-6161-4090-42300-4	Classified Salaries-Part Time	0.00	0.00	9,469.00	0.00
500-2562-6161-5000-42300-4	Classified Salaries-Part Time	0.00	0.00	11,975.00	0.00
500-2562-6161-5020-42300-4	Classified Salaries-Part Time	0.00	0.00	12,869.00	0.00
500-2562-6161-5040-42300-4	Classified Salaries-Part Time	0.00	0.00	10,205.00	0.00
500-2562-6161-5060-42300-4	Classified Salaries-Part Time	0.00	0.00	13,504.00	0.00
500-2562-6161-5080-42300-4	Classified Salaries-Part Time	0.00	0.00	7,131.00	0.00
500-2562-6161-5100-42300-4	Classified Salaries-Part Time	0.00	0.00	15,795.00	0.00
500-2562-6161-8400-42300-4	Classified Salaries-Part Time	0.00	0.00	7,322.00	0.00
600-1411-6161-7500-00614-1	SALARIES - HOURLY SEASONAL/SUBS	0.00	0.00	0.00	1,556.63
600-1411-6161-7500-00615-1	SALARIES - HOURLY SEASONAL/SUBS	0.00	259.33	0.00	308.65
<b>OBJECT 6161 TOTAL</b>	<b>Classified Salaries-Part Time</b>	<b>0.00</b>	<b>928,754.45</b>	<b>1,227,200.78</b>	<b>1,457,477.54</b>
110-2211-6171-1050-00000-1	Class Emp Unused Leave/Sevrnce Pay	0.00	0.00	3,604.44	0.00
110-2411-6171-1050-00000-1	UNUSED LEAVE PAY - CLASSIFIED	0.00	0.00	1,326.00	0.00
110-2122-6171-1075-00000-1	Class Emp Unused Leave/Sevrnce Pay	0.00	0.00	2,875.00	0.00
110-2411-6171-4070-00000-1	Class Emp Unused Leave/Sevrnce Pay	0.00	0.00	1,380.00	0.00
110-2411-6171-5040-00000-1	Class Emp Unused Leave/Sevrnce Pay	0.00	0.00	0.00	540.00
110-2411-6171-5060-00000-1	UNUSED LEAVE PAY - CLASSIFIED	0.00	0.00	372.00	3,888.00
110-2521-6171-8000-00000-1	Class Emp Unused Leave/Sevrnce Pay	166,000.00	0.00	0.00	0.00
110-2329-6171-8400-00333-1	Class Emp Unused Leave/Sevrnce Pay	0.00	117.00	0.00	0.00
110-2329-6171-8400-00336-1	Class Emp Unused Leave/Sevrnce Pay	0.00	2,742.40	0.00	0.00
110-2134-6171-4090-00518-1	Class Emp Unused Leave/Sevrnce Pay	0.00	0.00	744.00	0.00
110-2134-6171-5040-00518-1	Class Emp Unused Leave/Sevrnce Pay	0.00	0.00	9,085.00	0.00
110-2134-6171-5080-00518-1	Class Emp Unused Leave/Sevrnce Pay	0.00	589.38	0.00	0.00

All Expenditure Accounts FY23

Account Code	Account Description	Budget Requested	1St Prior Year Actual	2Nd Prior Year Actual	3Rd Prior Year Actual
110-2321-6171-8000-00522-1	UNUSED LEAVE PAY - CLASSIFIED	0.00	0.00	15,616.70	0.00
110-2641-6171-8000-00523-1	UNUSED LEAVE PAY - CLASSIFIED	0.00	0.00	2,696.40	0.00
110-2521-6171-8000-00524-1	UNUSED LEAVE PAY - CLASSIFIED	0.00	0.00	0.00	1,224.00
110-2331-6171-8100-00530-1	UNUSED LEAVE PAY - CLASSIFIED	0.00	0.00	145.75	0.00
110-2545-6171-8200-00541-3	Class Emp Unused Leave/Sevrnce Pay	0.00	0.00	145.75	0.00
110-2552-6171-8200-00541-3	UNUSED LEAVE PAY - CLASSIFIED	0.00	3,257.60	33,396.36	264.00
110-2554-6171-8200-00543-3	UNUSED LEAVE PAY - CLASSIFIED	0.00	0.00	13,716.68	2,112.00
110-2542-6171-8400-00550-1	UNUSED LEAVE PAY - CLASSIFIED	0.00	18,296.53	10,100.94	4,763.04
110-2543-6171-8400-00550-1	Class Emp Unused Leave/Sevrnce Pay	0.00	0.00	1,265.17	0.00
110-2542-6171-1050-00560-1	UNUSED LEAVE PAY - CLASSIFIED	0.00	1,720.15	8,957.50	0.00
110-2542-6171-1075-00560-1	Class Emp Unused Leave/Sevrnce Pay	0.00	645.84	3,399.86	0.00
110-2542-6171-3000-00560-1	Class Emp Unused Leave/Sevrnce Pay	0.00	388.92	0.00	0.00
110-2542-6171-3020-00560-1	Class Emp Unused Leave/Sevrnce Pay	0.00	0.00	9,873.24	0.00
110-2542-6171-3060-00560-1	Class Emp Unused Leave/Sevrnce Pay	0.00	3,496.13	480.00	1,392.00
110-2542-6171-4070-00560-1	Class Emp Unused Leave/Sevrnce Pay	0.00	611.60	0.00	5,664.00
110-2542-6171-5060-00560-1	Class Emp Unused Leave/Sevrnce Pay	0.00	0.00	897.60	0.00
110-1281-6171-7500-12810-3	UNUSED LEAVE PAY - CLASSIFIED	0.00	0.00	52.71	84.96
110-2559-6171-8200-12810-3	UNUSED LEAVE PAY - CLASSIFIED	0.00	498.15	583.03	4,752.01
500-2562-6171-1050-00531-1	UNUSED LEAVE PAY - CLASSIFIED	0.00	0.00	1,108.50	96.00
500-2562-6171-3060-00531-1	UNUSED LEAVE PAY - CLASSIFIED	0.00	0.00	8,222.50	0.00
500-2562-6171-4020-00531-1	Class Emp Unused Leave/Sevrnce Pay	0.00	0.00	0.00	384.00
500-2562-6171-5020-00531-1	Class Emp Unused Leave/Sevrnce Pay	0.00	0.00	0.00	10,128.00
500-2561-6171-8400-00531-1	Class Emp Unused Leave/Sevrnce Pay	0.00	0.00	37,898.25	0.00
500-2562-6171-8400-00531-1	Class Emp Unused Leave/Sevrnce Pay	0.00	0.00	48.58	0.00
<b>OBJECT 6171 TOTAL</b>	<b>Class Emp Unused Leave/Sevrnce Pay</b>	<b>166,000.00</b>	<b>32,363.70</b>	<b>167,991.96</b>	<b>35,292.01</b>
110-2211-6211-1050-00000-1	TEACHER RETIREMENT	0.00	2,542.19	3,100.10	0.00
110-2411-6211-4060-00000-1	TEACHER RETIREMENT	0.00	1,578.36	2,738.24	2,537.75
110-1151-6211-1050-00041-1	TEACHER RETIREMENT	0.00	0.00	1,009.20	141.05
110-1151-6211-1075-00041-1	TEACHER RETIREMENT	0.00	535.04	522.00	0.00
110-1151-6211-1050-00042-1	TEACHER RETIREMENT	0.00	475.60	464.00	0.00
110-1151-6211-1050-00043-1	TEACHER RETIREMENT	0.00	0.00	464.00	0.00
110-1411-6211-3020-00044-1	TEACHER RETIREMENT	0.00	163.50	0.00	0.00
110-1411-6211-4020-00044-1	TEACHER RETIREMENT	0.00	44.58	0.00	0.00
110-1411-6211-5000-00044-1	TEACHER RETIREMENT	0.00	14.86	0.00	0.00
110-1411-6211-5080-00044-1	TEACHER RETIREMENT	0.00	59.45	103.54	0.00
110-2213-6211-7500-00047-1	TEACHER RETIREMENT	0.00	22.29	43.50	0.00
110-3211-6211-8100-00534-1	TEACHER RETIREMENT	7,250.00	0.00	0.00	355.98
110-3211-6211-8300-00534-1	TEACHER RETIREMENT	0.00	0.00	0.00	31.32
110-2542-6211-8400-00550-1	TEACHER RETIREMENT	0.00	0.00	165.30	174.48
110-1191-6211-4060-01191-1	TEACHER RETIREMENT	0.00	315.60	0.00	0.00
110-1191-6211-5060-01191-1	TEACHER RETIREMENT	0.00	0.00	7.23	0.00
110-1191-6211-5100-01191-1	TEACHER RETIREMENT	0.00	74.39	102.27	0.00
110-1281-6211-7500-12810-3	TEACHER RETIREMENT	0.00	40.12	116.61	350.05

*All Expenditure Accounts FY23*

Account Code	Account Description	Budget Requested	1St Prior Year Actual	2Nd Prior Year Actual	3Rd Prior Year Actual
110-3511-6211-7500-32400-3	TEACHER RETIREMENT	0.00	115.29	-429.56	3,574.38
110-3812-6211-4070-42200-4	TEACHER RETIREMENT	0.00	-59.45	0.00	0.00
110-1411-6211-4070-42300-4	TEACHER RETIREMENT ESSER II - BLADES	0.00	59.45	0.00	0.00
120-1151-6211-1050-00000-1	TEACHER RETIREMENT	0.00	488,157.38	909,366.03	934,258.28
120-1195-6211-1050-00000-1	TEACHER RETIREMENT	0.00	1,823.79	70,694.59	0.00
120-1271-6211-1050-00000-1	TEACHER RETIREMENT	0.00	12,738.16	24,540.12	24,936.65
120-2122-6211-1050-00000-1	TEACHER RETIREMENT	0.00	26,816.29	53,630.63	51,294.66
120-2142-6211-1050-00000-1	TEACHER RETIREMENT	0.00	391.59	0.00	0.00
120-2213-6211-1050-00000-1	TEACHER RETIREMENT	0.00	261.30	505.24	491.20
120-2222-6211-1050-00000-1	TEACHER RETIREMENT	0.00	9,999.36	19,207.49	18,606.37
120-2411-6211-1050-00000-1	TEACHER RETIREMENT	0.00	49,415.53	78,543.30	77,215.63
120-1151-6211-1075-00000-1	TEACHER RETIREMENT	0.00	522,597.31	972,178.06	996,173.13
120-1195-6211-1075-00000-1	TEACHER RETIREMENT	0.00	4,152.18	57,299.61	0.00
120-1271-6211-1075-00000-1	TEACHER RETIREMENT	0.00	6,759.12	13,184.62	12,923.58
120-2122-6211-1075-00000-1	TEACHER RETIREMENT	0.00	26,319.81	49,484.51	54,227.77
120-2142-6211-1075-00000-1	TEACHER RETIREMENT	0.00	391.89	0.00	0.00
120-2213-6211-1075-00000-1	TEACHER RETIREMENT	0.00	261.30	505.24	491.20
120-2222-6211-1075-00000-1	TEACHER RETIREMENT	0.00	6,204.54	20,922.74	20,365.29
120-2411-6211-1075-00000-1	TEACHER RETIREMENT	0.00	50,184.59	80,752.88	78,998.68
120-1131-6211-3000-00000-1	TEACHER RETIREMENT	0.00	181,280.38	295,954.96	362,184.07
120-1195-6211-3000-00000-1	TEACHER RETIREMENT	0.00	6,607.83	72,657.97	0.00
120-1271-6211-3000-00000-1	TEACHER RETIREMENT	0.00	11,633.11	21,508.59	20,796.10
120-2122-6211-3000-00000-1	TEACHER RETIREMENT	0.00	9,022.62	18,133.67	17,545.57
120-2142-6211-3000-00000-1	TEACHER RETIREMENT	0.00	349.11	0.00	0.00
120-2213-6211-3000-00000-1	TEACHER RETIREMENT	0.00	261.30	505.24	491.20
120-2222-6211-3000-00000-1	TEACHER RETIREMENT	0.00	4,780.77	9,173.06	8,850.64
120-2411-6211-3000-00000-1	TEACHER RETIREMENT	0.00	20,568.54	32,256.39	31,255.38
120-1131-6211-3020-00000-1	TEACHER RETIREMENT	0.00	187,304.51	308,789.83	364,507.57
120-1195-6211-3020-00000-1	TEACHER RETIREMENT	0.00	4,210.26	46,240.02	0.00
120-1271-6211-3020-00000-1	TEACHER RETIREMENT	0.00	4,168.12	1,008.50	5,044.52
120-2122-6211-3020-00000-1	TEACHER RETIREMENT	0.00	10,392.25	19,983.89	19,333.34
120-2142-6211-3020-00000-1	TEACHER RETIREMENT	0.00	349.11	0.00	0.00
120-2213-6211-3020-00000-1	TEACHER RETIREMENT	0.00	261.30	505.24	491.20
120-2222-6211-3020-00000-1	TEACHER RETIREMENT	0.00	6,827.58	13,317.98	13,054.08
120-2411-6211-3020-00000-1	TEACHER RETIREMENT	0.00	22,912.19	36,137.10	35,267.11
120-1131-6211-3040-00000-1	TEACHER RETIREMENT	0.00	162,351.82	277,916.33	318,442.58
120-1195-6211-3040-00000-1	TEACHER RETIREMENT	0.00	3,999.69	44,030.99	0.00
120-1271-6211-3040-00000-1	TEACHER RETIREMENT	0.00	5,392.56	9,392.27	5,044.50
120-2122-6211-3040-00000-1	TEACHER RETIREMENT	0.00	5,130.91	12,514.22	13,071.52
120-2142-6211-3040-00000-1	TEACHER RETIREMENT	0.00	391.10	0.00	0.00
120-2213-6211-3040-00000-1	TEACHER RETIREMENT	0.00	261.30	505.24	491.20
120-2222-6211-3040-00000-1	TEACHER RETIREMENT	0.00	6,505.06	12,672.93	12,350.52
120-2411-6211-3040-00000-1	TEACHER RETIREMENT	0.00	20,193.82	31,647.22	31,827.16

All Expenditure Accounts FY23

Account Code	Account Description	Budget Requested	1St Prior Year Actual	2Nd Prior Year Actual	3Rd Prior Year Actual
120-1131-6211-3060-00000-1	TEACHER RETIREMENT	0.00	186,471.70	309,340.76	350,713.47
120-1195-6211-3060-00000-1	TEACHER RETIREMENT	0.00	5,219.64	57,244.58	0.00
120-1271-6211-3060-00000-1	TEACHER RETIREMENT	0.00	5,287.39	10,190.46	9,878.70
120-2122-6211-3060-00000-1	TEACHER RETIREMENT	0.00	11,291.72	21,847.80	20,450.82
120-2142-6211-3060-00000-1	TEACHER RETIREMENT	0.00	307.12	0.00	0.00
120-2213-6211-3060-00000-1	TEACHER RETIREMENT	0.00	261.30	505.24	491.20
120-2222-6211-3060-00000-1	TEACHER RETIREMENT	0.00	6,827.50	13,317.99	13,054.08
120-2411-6211-3060-00000-1	TEACHER RETIREMENT	0.00	20,256.22	31,748.86	30,878.92
120-1111-6211-4020-00000-1	TEACHER RETIREMENT	0.00	120,196.84	198,625.84	232,837.62
120-1195-6211-4020-00000-1	TEACHER RETIREMENT	0.00	1,129.67	32,351.08	0.00
120-1251-6211-4020-00000-1	TEACHER RETIREMENT	0.00	2,666.80	5,226.00	5,122.28
120-1271-6211-4020-00000-1	TEACHER RETIREMENT	0.00	5,152.13	10,037.36	9,782.05
120-2122-6211-4020-00000-1	TEACHER RETIREMENT	0.00	4,821.60	9,240.67	8,820.26
120-2142-6211-4020-00000-1	TEACHER RETIREMENT	0.00	4,986.83	9,505.34	9,237.26
120-2213-6211-4020-00000-1	TEACHER RETIREMENT	0.00	261.30	505.24	491.20
120-2222-6211-4020-00000-1	TEACHER RETIREMENT	0.00	82.68	159.12	7,946.88
120-2411-6211-4020-00000-1	TEACHER RETIREMENT	0.00	10,511.19	16,558.88	16,123.90
120-1111-6211-4060-00000-1	TEACHER RETIREMENT	0.00	163,003.21	249,714.11	308,668.55
120-1195-6211-4060-00000-1	TEACHER RETIREMENT	0.00	1,472.94	52,565.47	0.00
120-1251-6211-4060-00000-1	TEACHER RETIREMENT	0.00	4,808.16	9,072.88	8,878.52
120-1271-6211-4060-00000-1	TEACHER RETIREMENT	0.00	16,530.68	31,611.18	30,658.34
120-2122-6211-4060-00000-1	TEACHER RETIREMENT	0.00	9,788.28	19,195.30	18,082.50
120-2142-6211-4060-00000-1	TEACHER RETIREMENT	0.00	349.11	0.00	0.00
120-2213-6211-4060-00000-1	TEACHER RETIREMENT	0.00	261.30	505.24	491.46
120-2222-6211-4060-00000-1	TEACHER RETIREMENT	0.00	47.84	91.52	9,008.24
120-2411-6211-4060-00000-1	TEACHER RETIREMENT	0.00	19,009.90	30,516.21	29,501.20
120-1111-6211-4070-00000-1	TEACHER RETIREMENT	0.00	142,517.91	241,864.04	269,524.71
120-1195-6211-4070-00000-1	TEACHER RETIREMENT	0.00	1,279.46	36,390.29	0.00
120-1271-6211-4070-00000-1	TEACHER RETIREMENT	0.00	5,490.41	10,589.27	10,313.91
120-2122-6211-4070-00000-1	TEACHER RETIREMENT	0.00	5,236.68	10,070.84	9,595.83
120-2142-6211-4070-00000-1	TEACHER RETIREMENT	0.00	349.11	0.00	0.00
120-2213-6211-4070-00000-1	TEACHER RETIREMENT	0.00	261.46	506.18	492.30
120-2222-6211-4070-00000-1	TEACHER RETIREMENT	0.00	98.54	190.84	9,329.60
120-2411-6211-4070-00000-1	TEACHER RETIREMENT	0.00	15,579.38	24,549.87	23,882.97
120-1111-6211-4080-00000-1	TEACHER RETIREMENT	0.00	156,518.47	193,106.65	226,887.77
120-1195-6211-4080-00000-1	TEACHER RETIREMENT	0.00	1,129.06	32,350.87	0.00
120-1251-6211-4080-00000-1	TEACHER RETIREMENT	0.00	9,239.82	5,403.32	5,243.69
120-1271-6211-4080-00000-1	TEACHER RETIREMENT	0.00	8,463.32	15,717.75	14,783.84
120-2122-6211-4080-00000-1	TEACHER RETIREMENT	0.00	6,672.15	13,010.67	12,685.33
120-2142-6211-4080-00000-1	TEACHER RETIREMENT	0.00	349.04	0.00	0.00
120-2213-6211-4080-00000-1	TEACHER RETIREMENT	0.00	261.30	505.24	491.20
120-2222-6211-4080-00000-1	TEACHER RETIREMENT	0.00	71.11	135.72	6,827.64
120-2411-6211-4080-00000-1	TEACHER RETIREMENT	0.00	10,761.63	16,940.06	16,505.08

*All Expenditure Accounts FY23*

Account Code	Account Description	Budget Requested	1St Prior Year Actual	2Nd Prior Year Actual	3Rd Prior Year Actual
120-1111-6211-4090-00000-1	TEACHER RETIREMENT	0.00	115,109.95	221,816.90	236,565.65
120-1195-6211-4090-00000-1	TEACHER RETIREMENT	0.00	990.63	28,301.98	0.00
120-1271-6211-4090-00000-1	TEACHER RETIREMENT	0.00	5,490.41	9,980.12	9,712.05
120-2122-6211-4090-00000-1	TEACHER RETIREMENT	0.00	5,272.92	10,154.06	9,824.36
120-2142-6211-4090-00000-1	TEACHER RETIREMENT	0.00	349.11	0.00	0.00
120-2213-6211-4090-00000-1	TEACHER RETIREMENT	0.00	261.30	505.24	491.20
120-2222-6211-4090-00000-1	TEACHER RETIREMENT	0.00	75.01	221.40	8,105.13
120-2411-6211-4090-00000-1	TEACHER RETIREMENT	0.00	10,574.32	16,635.58	16,200.61
120-1111-6211-5000-00000-1	TEACHER RETIREMENT	0.00	133,684.26	233,808.99	242,166.97
120-1195-6211-5000-00000-1	TEACHER RETIREMENT	0.00	1,129.62	32,350.81	0.00
120-1271-6211-5000-00000-1	TEACHER RETIREMENT	0.00	5,599.13	10,806.66	10,487.62
120-2122-6211-5000-00000-1	TEACHER RETIREMENT	0.00	5,122.42	9,842.32	9,512.62
120-2142-6211-5000-00000-1	TEACHER RETIREMENT	0.00	349.11	0.00	0.00
120-2213-6211-5000-00000-1	TEACHER RETIREMENT	0.00	261.22	505.91	491.20
120-2222-6211-5000-00000-1	TEACHER RETIREMENT	0.00	101.14	196.30	9,645.53
120-2411-6211-5000-00000-1	TEACHER RETIREMENT	0.00	10,261.95	16,867.76	16,432.76
120-2649-6211-5000-00000-1	TEACHER RETIREMENT	0.00	14.50	0.00	0.00
120-1111-6211-5020-00000-1	TEACHER RETIREMENT	0.00	120,867.07	217,835.71	241,381.27
120-1195-6211-5020-00000-1	TEACHER RETIREMENT	0.00	1,263.51	36,387.75	0.00
120-1271-6211-5020-00000-1	TEACHER RETIREMENT	0.00	3,220.08	6,273.28	6,113.67
120-2122-6211-5020-00000-1	TEACHER RETIREMENT	0.00	4,424.67	8,385.26	8,080.57
120-2142-6211-5020-00000-1	TEACHER RETIREMENT	0.00	349.11	0.00	0.00
120-2213-6211-5020-00000-1	TEACHER RETIREMENT	0.00	261.30	505.24	491.20
120-2222-6211-5020-00000-1	TEACHER RETIREMENT	0.00	109.46	213.46	10,469.46
120-2411-6211-5020-00000-1	TEACHER RETIREMENT	0.00	11,100.79	17,491.23	17,056.26
120-1111-6211-5040-00000-1	TEACHER RETIREMENT	0.00	135,349.88	246,338.92	240,744.12
120-1195-6211-5040-00000-1	TEACHER RETIREMENT	0.00	1,205.97	32,351.60	0.00
120-1271-6211-5040-00000-1	TEACHER RETIREMENT	0.00	3,220.11	6,273.30	6,113.90
120-2122-6211-5040-00000-1	TEACHER RETIREMENT	0.00	5,155.13	13,300.56	13,083.20
120-2142-6211-5040-00000-1	TEACHER RETIREMENT	0.00	656.23	0.00	0.00
120-2213-6211-5040-00000-1	TEACHER RETIREMENT	0.00	261.30	505.24	491.20
120-2222-6211-5040-00000-1	TEACHER RETIREMENT	0.00	88.01	169.78	8,414.25
120-2411-6211-5040-00000-1	TEACHER RETIREMENT	0.00	11,172.15	17,607.19	17,172.22
120-1111-6211-5060-00000-1	TEACHER RETIREMENT	0.00	131,025.48	206,524.18	238,960.61
120-1195-6211-5060-00000-1	TEACHER RETIREMENT	0.00	1,778.29	52,564.55	0.00
120-1271-6211-5060-00000-1	TEACHER RETIREMENT	0.00	7,773.35	9,468.96	9,139.25
120-2122-6211-5060-00000-1	TEACHER RETIREMENT	0.00	5,015.69	9,925.76	9,614.01
120-2142-6211-5060-00000-1	TEACHER RETIREMENT	0.00	348.95	0.00	0.00
120-2213-6211-5060-00000-1	TEACHER RETIREMENT	0.00	261.30	505.24	491.20
120-2222-6211-5060-00000-1	TEACHER RETIREMENT	0.00	72.02	448.00	10,563.99
120-2411-6211-5060-00000-1	TEACHER RETIREMENT	0.00	16,251.37	25,587.13	24,862.02
120-1111-6211-5080-00000-1	TEACHER RETIREMENT	0.00	70,427.68	123,132.13	127,510.52
120-1195-6211-5080-00000-1	TEACHER RETIREMENT	0.00	990.19	28,300.48	0.00



All Expenditure Accounts FY23

Account Code	Account Description	Budget Requested	1St Prior Year Actual	2Nd Prior Year Actual	3Rd Prior Year Actual
120-1251-6211-5080-00000-1	TEACHER RETIREMENT	0.00	5,875.79	12,239.00	11,880.18
120-2122-6211-5080-00000-1	TEACHER RETIREMENT	0.00	4,629.46	8,867.31	8,548.30
120-2142-6211-5080-00000-1	TEACHER RETIREMENT	0.00	349.11	0.00	0.00
120-2213-6211-5080-00000-1	TEACHER RETIREMENT	0.00	263.11	508.84	494.54
120-2222-6211-5080-00000-1	TEACHER RETIREMENT	0.00	74.23	142.22	7,078.47
120-2411-6211-5080-00000-1	TEACHER RETIREMENT	0.00	11,564.79	18,245.23	17,810.25
120-1111-6211-5100-00000-1	TEACHER RETIREMENT	0.00	139,926.71	236,727.09	255,368.87
120-1195-6211-5100-00000-1	TEACHER RETIREMENT	0.00	1,408.90	40,439.27	0.00
120-1271-6211-5100-00000-1	TEACHER RETIREMENT	0.00	3,906.27	7,515.31	3,564.71
120-2122-6211-5100-00000-1	TEACHER RETIREMENT	0.00	5,392.56	10,400.77	10,089.02
120-2142-6211-5100-00000-1	TEACHER RETIREMENT	0.00	349.11	0.00	0.00
120-2213-6211-5100-00000-1	TEACHER RETIREMENT	0.00	261.30	505.24	491.20
120-2222-6211-5100-00000-1	TEACHER RETIREMENT	0.00	98.54	190.84	9,375.90
120-2411-6211-5100-00000-1	TEACHER RETIREMENT	0.00	16,449.32	25,908.76	25,183.87
120-3512-6211-7500-00000-1	TEACHER RETIREMENT	0.00	10,089.19	19,249.87	18,529.31
120-2521-6211-8000-00000-1	TEACHER RETIREMENT	8,870,349.00	0.00	0.00	0.00
120-1151-6211-1050-00041-1	TEACHER RETIREMENT	0.00	13,051.44	13,459.08	13,235.31
120-1151-6211-1075-00041-1	TEACHER RETIREMENT	0.00	11,728.57	12,432.32	11,636.38
120-1151-6211-1050-00042-1	TEACHER RETIREMENT	0.00	6,087.76	6,116.12	5,798.04
120-1151-6211-1075-00042-1	TEACHER RETIREMENT	0.00	5,427.84	6,078.40	5,960.52
120-1151-6211-1050-00043-1	TEACHER RETIREMENT	0.00	0.00	9,137.96	10,117.94
120-1151-6211-1075-00043-1	TEACHER RETIREMENT	0.00	0.00	11,066.44	11,046.76
120-1195-6211-1050-00044-1	TEACHER RETIREMENT	0.00	8.17	0.00	0.00
120-1411-6211-1050-00044-1	TEACHER RETIREMENT	0.00	3,978.77	7,690.80	8,458.50
120-1195-6211-1075-00044-1	TEACHER RETIREMENT	0.00	8.17	0.00	0.00
120-1411-6211-1075-00044-1	TEACHER RETIREMENT	0.00	4,235.93	8,479.60	8,409.76
120-1195-6211-3000-00044-1	TEACHER RETIREMENT	0.00	9.82	0.00	0.00
120-1411-6211-3000-00044-1	TEACHER RETIREMENT	0.00	1,887.61	3,770.00	3,706.50
120-1195-6211-3020-00044-1	TEACHER RETIREMENT	0.00	9.82	0.00	0.00
120-1411-6211-3020-00044-1	TEACHER RETIREMENT	0.00	1,203.91	2,059.00	3,136.56
120-1195-6211-3040-00044-1	TEACHER RETIREMENT	0.00	9.82	0.00	0.00
120-1411-6211-3040-00044-1	TEACHER RETIREMENT	0.00	1,516.08	2,785.46	2,834.70
120-1195-6211-3060-00044-1	TEACHER RETIREMENT	0.00	9.82	0.00	0.00
120-1411-6211-3060-00044-1	TEACHER RETIREMENT	0.00	1,739.03	3,045.04	3,404.92
120-1195-6211-4020-00044-1	TEACHER RETIREMENT	0.00	9.85	0.00	0.00
120-1411-6211-4020-00044-1	TEACHER RETIREMENT	0.00	282.40	609.00	741.68
120-1195-6211-4060-00044-1	TEACHER RETIREMENT	0.00	9.68	0.00	0.00
120-1411-6211-4060-00044-1	TEACHER RETIREMENT	0.00	297.24	435.00	798.57
120-1195-6211-4070-00044-1	TEACHER RETIREMENT	0.00	9.82	0.00	0.00
120-1411-6211-4070-00044-1	TEACHER RETIREMENT	0.00	527.62	449.50	1,198.12
120-1195-6211-4080-00044-1	TEACHER RETIREMENT	0.00	9.82	0.00	0.00
120-1411-6211-4080-00044-1	TEACHER RETIREMENT	0.00	386.47	203.00	969.44
120-1195-6211-4090-00044-1	TEACHER RETIREMENT	0.00	9.75	0.00	0.00

*All Expenditure Accounts FY23*

Account Code	Account Description	Budget Requested	1St Prior Year Actual	2Nd Prior Year Actual	3Rd Prior Year Actual
120-1411-6211-4090-00044-1	TEACHER RETIREMENT	0.00	386.45	609.00	798.44
120-1195-6211-5000-00044-1	TEACHER RETIREMENT	0.00	9.82	0.00	0.00
120-1411-6211-5000-00044-1	TEACHER RETIREMENT	0.00	475.63	609.00	1,283.09
120-1195-6211-5020-00044-1	TEACHER RETIREMENT	0.00	9.85	0.00	0.00
120-1411-6211-5020-00044-1	TEACHER RETIREMENT	0.00	431.04	348.00	770.04
120-1195-6211-5040-00044-1	TEACHER RETIREMENT	0.00	9.82	0.00	0.00
120-1411-6211-5040-00044-1	TEACHER RETIREMENT	0.00	356.72	348.00	883.77
120-1195-6211-5060-00044-1	TEACHER RETIREMENT	0.00	9.82	0.00	0.00
120-1411-6211-5060-00044-1	TEACHER RETIREMENT	0.00	401.31	725.00	855.70
120-1195-6211-5080-00044-1	TEACHER RETIREMENT	0.00	9.82	0.00	0.00
120-1411-6211-5080-00044-1	TEACHER RETIREMENT	0.00	267.55	457.77	1,169.36
120-1195-6211-5100-00044-1	TEACHER RETIREMENT	0.00	9.82	0.00	0.00
120-1411-6211-5100-00044-1	TEACHER RETIREMENT	0.00	327.01	261.00	741.48
120-1491-6211-1050-00046-1	TEACHER RETIREMENT	0.00	251.07	358.15	360.77
120-1491-6211-1075-00046-1	TEACHER RETIREMENT	0.00	198.65	358.15	647.88
120-1491-6211-3000-00046-1	TEACHER RETIREMENT	0.00	136.31	174.00	261.02
120-1491-6211-3020-00046-1	TEACHER RETIREMENT	0.00	167.48	239.25	595.46
120-1491-6211-3040-00046-1	TEACHER RETIREMENT	0.00	89.18	261.00	134.26
120-1491-6211-3060-00046-1	TEACHER RETIREMENT	0.00	425.65	44.40	629.30
120-1491-6211-4060-00046-1	TEACHER RETIREMENT	0.00	59.44	0.00	0.00
120-1491-6211-4080-00046-1	TEACHER RETIREMENT	0.00	0.00	0.00	300.88
120-1491-6211-4090-00046-1	TEACHER RETIREMENT	0.00	0.00	0.00	85.56
120-1491-6211-5000-00046-1	TEACHER RETIREMENT	0.00	89.18	522.00	113.96
120-1491-6211-5020-00046-1	TEACHER RETIREMENT	0.00	89.18	0.00	341.92
120-1491-6211-5040-00046-1	TEACHER RETIREMENT	0.00	0.00	174.00	0.00
120-2213-6211-1050-00047-1	TEACHER RETIREMENT	0.00	193.26	377.00	370.50
120-2213-6211-1075-00047-1	TEACHER RETIREMENT	0.00	111.47	217.50	213.88
120-2213-6211-3000-00047-1	TEACHER RETIREMENT	0.00	44.59	87.00	85.56
120-2213-6211-3020-00047-1	TEACHER RETIREMENT	0.00	44.59	87.00	85.56
120-2213-6211-3040-00047-1	TEACHER RETIREMENT	0.00	44.59	87.00	85.56
120-2213-6211-3060-00047-1	TEACHER RETIREMENT	0.00	44.59	87.00	85.56
120-2213-6211-4020-00047-1	TEACHER RETIREMENT	0.00	89.18	87.00	85.56
120-2213-6211-4060-00047-1	TEACHER RETIREMENT	0.00	44.59	87.00	85.56
120-2213-6211-4070-00047-1	TEACHER RETIREMENT	0.00	44.58	87.00	85.56
120-2213-6211-4080-00047-1	TEACHER RETIREMENT	0.00	44.58	87.00	85.56
120-2213-6211-4090-00047-1	TEACHER RETIREMENT	0.00	44.59	87.00	85.56
120-2213-6211-5000-00047-1	TEACHER RETIREMENT	0.00	44.58	87.00	85.56
120-2213-6211-5020-00047-1	TEACHER RETIREMENT	0.00	44.59	87.00	85.56
120-2213-6211-5040-00047-1	TEACHER RETIREMENT	0.00	44.59	87.00	85.56
120-2213-6211-5060-00047-1	TEACHER RETIREMENT	0.00	44.59	87.00	85.56
120-2213-6211-5080-00047-1	TEACHER RETIREMENT	0.00	44.59	87.00	85.56
120-2213-6211-5100-00047-1	TEACHER RETIREMENT	0.00	44.59	87.00	85.56
120-2213-6211-7500-00047-1	TEACHER RETIREMENT	0.00	22.29	43.50	42.78

All Expenditure Accounts FY23

Account Code	Account Description	Budget Requested	1St Prior Year Actual	2Nd Prior Year Actual	3Rd Prior Year Actual
120-2213-6211-1050-00048-1	TEACHER RETIREMENT	0.00	187.29	243.60	79.76
120-2213-6211-1075-00048-1	TEACHER RETIREMENT	0.00	228.91	203.00	319.04
120-2213-6211-3000-00048-1	TEACHER RETIREMENT	0.00	41.62	40.60	39.88
120-2213-6211-3020-00048-1	TEACHER RETIREMENT	0.00	145.67	284.20	199.40
120-2213-6211-3040-00048-1	TEACHER RETIREMENT	0.00	20.81	40.60	39.88
120-2213-6211-3060-00048-1	TEACHER RETIREMENT	0.00	83.24	162.40	239.28
120-2213-6211-4020-00048-1	TEACHER RETIREMENT	0.00	41.62	81.20	79.76
120-2213-6211-4060-00048-1	TEACHER RETIREMENT	0.00	124.86	121.80	119.64
120-2213-6211-4070-00048-1	TEACHER RETIREMENT	0.00	62.43	243.60	279.16
120-2213-6211-4080-00048-1	TEACHER RETIREMENT	0.00	62.43	121.80	79.76
120-2213-6211-4090-00048-1	TEACHER RETIREMENT	0.00	20.81	40.60	79.76
120-2213-6211-5000-00048-1	TEACHER RETIREMENT	0.00	41.62	40.60	0.00
120-2213-6211-5020-00048-1	TEACHER RETIREMENT	0.00	145.67	40.60	119.64
120-2213-6211-5040-00048-1	TEACHER RETIREMENT	0.00	20.81	81.20	79.76
120-2213-6211-5060-00048-1	TEACHER RETIREMENT	0.00	124.86	121.80	119.64
120-2213-6211-5080-00048-1	TEACHER RETIREMENT	0.00	62.43	81.20	0.00
120-2213-6211-5100-00048-1	TEACHER RETIREMENT	0.00	41.62	81.20	159.52
120-2219-6211-1050-00049-1	TEACHER RETIREMENT	0.00	163.12	326.22	173.28
120-2219-6211-1075-00049-1	TEACHER RETIREMENT	0.00	163.12	326.22	0.00
120-2219-6211-3000-00049-1	TEACHER RETIREMENT	0.00	163.13	326.26	326.26
120-2219-6211-3020-00049-1	TEACHER RETIREMENT	0.00	163.13	326.26	326.26
120-2219-6211-3040-00049-1	TEACHER RETIREMENT	0.00	163.13	326.26	326.26
120-2219-6211-3060-00049-1	TEACHER RETIREMENT	0.00	163.13	326.26	326.26
120-1151-6211-1050-00063-1	TEACHER RETIREMENT	0.00	2,646.25	5,292.50	5,220.00
120-2122-6211-1050-00063-1	TEACHER RETIREMENT	0.00	217.50	435.00	435.00
120-1151-6211-1075-00063-1	TEACHER RETIREMENT	0.00	2,610.00	5,220.00	5,220.00
120-2122-6211-1075-00063-1	TEACHER RETIREMENT	0.00	217.50	435.00	435.00
120-1131-6211-3000-00063-1	TEACHER RETIREMENT	0.00	870.00	1,740.00	1,740.00
120-1131-6211-3020-00063-1	TEACHER RETIREMENT	0.00	870.00	1,740.00	1,740.00
120-1131-6211-3040-00063-1	TEACHER RETIREMENT	0.00	761.25	1,522.50	1,522.50
120-1131-6211-3060-00063-1	TEACHER RETIREMENT	0.00	906.25	1,812.50	1,812.50
120-1151-6211-1050-00065-1	TEACHER RETIREMENT	0.00	948.06	539.77	331.76
120-1151-6211-1075-00065-1	TEACHER RETIREMENT	0.00	1,038.94	625.01	449.50
120-1131-6211-3000-00065-1	TEACHER RETIREMENT	0.00	1,327.21	843.90	423.98
120-1131-6211-3020-00065-1	TEACHER RETIREMENT	0.00	402.65	362.50	183.28
120-1131-6211-3040-00065-1	TEACHER RETIREMENT	0.00	1,053.56	883.05	299.28
120-1131-6211-3060-00065-1	TEACHER RETIREMENT	0.00	817.98	576.38	146.16
120-1111-6211-4020-00065-1	TEACHER RETIREMENT	0.00	235.62	10.15	182.12
120-1111-6211-4060-00065-1	TEACHER RETIREMENT	0.00	1,021.44	207.35	491.26
120-1111-6211-4070-00065-1	TEACHER RETIREMENT	0.00	642.62	72.50	329.64
120-1111-6211-4080-00065-1	TEACHER RETIREMENT	0.00	750.48	2.90	275.50
120-1111-6211-4090-00065-1	TEACHER RETIREMENT	0.00	560.13	155.16	128.76
120-1111-6211-5000-00065-1	TEACHER RETIREMENT	0.00	57.08	478.54	160.66

*All Expenditure Accounts FY23*

Account Code	Account Description	Budget Requested	1St Prior Year Actual	2Nd Prior Year Actual	3Rd Prior Year Actual
120-1111-6211-5020-00065-1	TEACHER RETIREMENT	0.00	843.77	420.51	179.22
120-1111-6211-5040-00065-1	TEACHER RETIREMENT	0.00	213.83	255.20	56.84
120-1111-6211-5060-00065-1	TEACHER RETIREMENT	0.00	27.19	36.25	4.64
120-1111-6211-5080-00065-1	TEACHER RETIREMENT	0.00	70.65	0.00	60.90
120-1111-6211-5100-00065-1	TEACHER RETIREMENT	0.00	619.92	366.15	386.86
120-2211-6211-1050-00310-1	TEACHER RETIREMENT	0.00	765.13	1,197.26	1,153.84
120-2211-6211-1075-00310-1	TEACHER RETIREMENT	0.00	765.13	1,197.26	1,153.84
120-2211-6211-3000-00310-1	TEACHER RETIREMENT	0.00	764.93	1,197.98	1,153.84
120-2211-6211-3020-00310-1	TEACHER RETIREMENT	0.00	764.75	1,197.26	1,153.84
120-2211-6211-3040-00310-1	TEACHER RETIREMENT	0.00	765.13	1,197.26	1,154.35
120-2211-6211-3060-00310-1	TEACHER RETIREMENT	0.00	765.13	1,198.10	1,153.84
120-2211-6211-4020-00310-1	TEACHER RETIREMENT	0.00	510.05	798.34	769.22
120-2211-6211-4060-00310-1	TEACHER RETIREMENT	0.00	765.13	1,197.26	1,153.84
120-2211-6211-4070-00310-1	TEACHER RETIREMENT	0.00	765.13	1,197.26	1,153.84
120-2211-6211-4080-00310-1	TEACHER RETIREMENT	0.00	765.13	1,197.26	1,153.84
120-2211-6211-4090-00310-1	TEACHER RETIREMENT	0.00	765.13	1,197.26	1,153.84
120-2211-6211-5000-00310-1	TEACHER RETIREMENT	0.00	765.13	1,197.26	1,153.84
120-2211-6211-5020-00310-1	TEACHER RETIREMENT	0.00	765.13	1,197.26	1,153.84
120-2211-6211-5040-00310-1	TEACHER RETIREMENT	0.00	765.13	1,197.26	1,153.84
120-2211-6211-5060-00310-1	TEACHER RETIREMENT	0.00	765.13	1,197.26	1,153.84
120-2211-6211-5080-00310-1	TEACHER RETIREMENT	0.00	765.13	1,197.26	1,153.84
120-2211-6211-5100-00310-1	TEACHER RETIREMENT	0.00	765.13	1,197.26	1,153.84
120-1211-6211-3000-00316-1	TEACHER RETIREMENT	0.00	2,194.28	4,243.45	4,134.54
120-1211-6211-3020-00316-1	TEACHER RETIREMENT	0.00	5,748.14	11,133.82	10,814.82
120-1211-6211-3040-00316-1	TEACHER RETIREMENT	0.00	20,113.82	49,619.42	51,950.14
120-1211-6211-3060-00316-1	TEACHER RETIREMENT	0.00	3,699.74	7,051.18	6,848.15
120-1195-6211-1050-00317-1	TEACHER RETIREMENT	0.00	5,599.21	20,145.35	14,455.21
120-1195-6211-1075-00317-1	TEACHER RETIREMENT	0.00	0.00	10,299.12	17,544.68
120-1151-6211-1050-00318-1	TEACHER RETIREMENT	0.00	0.00	0.77	6.64
120-1193-6211-1050-00318-1	TEACHER RETIREMENT	0.00	17,794.21	32,272.28	37,239.62
120-1151-6211-1075-00318-1	TEACHER RETIREMENT	0.00	0.00	0.96	6.66
120-1193-6211-1075-00318-1	TEACHER RETIREMENT	0.00	20,389.17	32,271.54	37,238.23
120-2211-6211-1050-00331-1	TEACHER RETIREMENT	0.00	7,282.37	11,715.70	11,350.24
120-2211-6211-1075-00331-1	TEACHER RETIREMENT	0.00	7,282.18	11,715.89	11,350.39
120-2211-6211-3000-00331-1	TEACHER RETIREMENT	0.00	2,561.75	4,608.60	4,460.50
120-2211-6211-3020-00331-1	TEACHER RETIREMENT	0.00	2,561.75	4,608.60	4,460.50
120-2211-6211-3040-00331-1	TEACHER RETIREMENT	0.00	2,561.67	4,608.36	4,460.02
120-2211-6211-3060-00331-1	TEACHER RETIREMENT	0.00	2,472.27	4,398.85	4,255.67
120-1251-6211-4020-00331-1	TEACHER RETIREMENT	0.00	1,665.62	1,635.90	699.75
120-2211-6211-4020-00331-1	TEACHER RETIREMENT	0.00	503.30	787.18	758.30
120-1251-6211-4060-00331-1	TEACHER RETIREMENT	0.00	23.49	0.00	43.50
120-2211-6211-4060-00331-1	TEACHER RETIREMENT	0.00	754.89	1,180.88	1,137.46
120-2211-6211-4070-00331-1	TEACHER RETIREMENT	0.00	754.89	1,180.88	1,137.46

All Expenditure Accounts FY23

Account Code	Account Description	Budget Requested	1St Prior Year Actual	2Nd Prior Year Actual	3Rd Prior Year Actual
120-1251-6211-4080-00331-1	TEACHER RETIREMENT	0.00	0.00	282.78	177.63
120-2211-6211-4080-00331-1	TEACHER RETIREMENT	0.00	754.89	1,180.88	1,137.46
120-1251-6211-4090-00331-1	TEACHER RETIREMENT	0.00	86.13	160.23	155.89
120-2211-6211-4090-00331-1	TEACHER RETIREMENT	0.00	754.89	1,180.88	1,137.46
120-2211-6211-5000-00331-1	TEACHER RETIREMENT	0.00	754.89	1,180.88	1,137.46
120-2211-6211-5020-00331-1	TEACHER RETIREMENT	0.00	754.89	1,180.88	1,137.46
120-2211-6211-5040-00331-1	TEACHER RETIREMENT	0.00	754.89	1,180.88	1,137.46
120-1251-6211-5060-00331-1	TEACHER RETIREMENT	0.00	46.98	196.05	125.06
120-2211-6211-5060-00331-1	TEACHER RETIREMENT	0.00	754.89	1,180.88	1,137.46
120-2211-6211-5080-00331-1	TEACHER RETIREMENT	0.00	754.89	1,180.88	1,137.46
120-2211-6211-5100-00331-1	TEACHER RETIREMENT	0.00	754.99	1,180.58	1,135.38
120-1251-6211-8000-00331-1	TEACHER RETIREMENT	2,871.00	0.00	0.00	0.00
120-2321-6211-8000-00331-1	TEACHER RETIREMENT	0.00	14,054.27	22,000.70	21,275.56
120-2663-6211-8100-00331-1	TEACHER RETIREMENT	0.00	9,722.11	15,250.84	14,815.86
120-2212-6211-1050-00332-1	TEACHER RETIREMENT	0.00	162.65	0.00	0.00
120-2212-6211-1075-00332-1	TEACHER RETIREMENT	0.00	225.30	0.00	0.00
120-2212-6211-3000-00332-1	TEACHER RETIREMENT	0.00	195.16	0.00	0.00
120-2212-6211-3020-00332-1	TEACHER RETIREMENT	0.00	195.16	0.00	0.00
120-2212-6211-3040-00332-1	TEACHER RETIREMENT	0.00	195.16	0.00	0.00
120-2212-6211-3060-00332-1	TEACHER RETIREMENT	0.00	195.16	0.00	0.00
120-2212-6211-4020-00332-1	TEACHER RETIREMENT	0.00	257.38	1,829.51	3,530.92
120-2212-6211-4060-00332-1	TEACHER RETIREMENT	0.00	241.70	1,962.17	2,044.78
120-2212-6211-4070-00332-1	TEACHER RETIREMENT	0.00	241.70	1,396.66	2,044.78
120-2212-6211-4080-00332-1	TEACHER RETIREMENT	0.00	241.70	1,579.51	2,044.00
120-2212-6211-4090-00332-1	TEACHER RETIREMENT	0.00	241.70	1,412.69	2,044.78
120-2212-6211-5000-00332-1	TEACHER RETIREMENT	0.00	241.70	1,419.27	2,044.78
120-2212-6211-5020-00332-1	TEACHER RETIREMENT	0.00	241.70	1,449.44	2,043.99
120-2212-6211-5040-00332-1	TEACHER RETIREMENT	0.00	241.70	1,419.28	2,044.78
120-2212-6211-5060-00332-1	TEACHER RETIREMENT	0.00	241.70	1,445.66	2,044.78
120-2212-6211-5080-00332-1	TEACHER RETIREMENT	0.00	241.70	1,417.07	2,044.78
120-2212-6211-5100-00332-1	TEACHER RETIREMENT	0.00	246.90	1,567.36	2,271.82
120-2212-6211-7500-00332-1	TEACHER RETIREMENT	0.00	0.00	35.82	0.00
120-2212-6211-8400-00332-1	TEACHER RETIREMENT	1,450.00	0.00	0.00	0.00
120-2212-6211-1050-00333-1	TEACHER RETIREMENT	0.00	667.65	3,154.47	2,450.96
120-2212-6211-1075-00333-1	TEACHER RETIREMENT	0.00	696.02	2,808.54	4,291.99
120-2212-6211-3000-00333-1	TEACHER RETIREMENT	0.00	700.16	2,604.95	2,450.96
120-2212-6211-3020-00333-1	TEACHER RETIREMENT	0.00	700.16	2,764.41	2,450.81
120-2212-6211-3040-00333-1	TEACHER RETIREMENT	0.00	700.16	2,693.55	2,450.96
120-2212-6211-3060-00333-1	TEACHER RETIREMENT	0.00	640.76	2,392.78	2,162.58
120-2212-6211-4020-00333-1	TEACHER RETIREMENT	0.00	207.15	0.00	0.00
120-2212-6211-4060-00333-1	TEACHER RETIREMENT	0.00	195.78	0.00	0.00
120-2212-6211-4070-00333-1	TEACHER RETIREMENT	0.00	195.16	0.00	0.00
120-2212-6211-4080-00333-1	TEACHER RETIREMENT	0.00	195.16	0.00	0.00

All Expenditure Accounts FY23

Account Code	Account Description	Budget Requested	1St Prior Year Actual	2Nd Prior Year Actual	3Rd Prior Year Actual
120-2212-6211-4090-00333-1	TEACHER RETIREMENT	0.00	195.16	0.00	0.00
120-2212-6211-5000-00333-1	TEACHER RETIREMENT	0.00	195.16	0.00	0.00
120-2212-6211-5020-00333-1	TEACHER RETIREMENT	0.00	195.16	0.00	0.00
120-2212-6211-5040-00333-1	TEACHER RETIREMENT	0.00	195.16	0.00	0.00
120-2212-6211-5060-00333-1	TEACHER RETIREMENT	0.00	195.16	0.00	0.00
120-2212-6211-5080-00333-1	TEACHER RETIREMENT	0.00	195.16	0.00	0.00
120-2212-6211-5100-00333-1	TEACHER RETIREMENT	0.00	195.16	0.00	0.00
120-2212-6211-8400-00333-1	TEACHER RETIREMENT	580.00	0.00	0.00	0.00
120-1131-6211-3060-00334-1	TEACHER RETIREMENT	0.00	765.60	1,452.90	1,579.05
120-2214-6211-1050-00335-3	TEACHER RETIREMENT - MHS	0.00	0.00	1,524.43	1,220.86
120-2214-6211-1075-00335-3	TEACHER RETIREMENT - OHS	0.00	0.00	1,826.07	1,410.07
120-2214-6211-3000-00335-3	TEACHER RETIREMENT - Buerkle	0.00	0.00	718.27	550.50
120-2214-6211-3020-00335-3	TEACHER RETIREMENT - OMS	0.00	0.00	777.95	595.02
120-2214-6211-3040-00335-3	TEACHER RETIREMENT - WMS	0.00	0.00	513.21	392.11
120-2214-6211-3060-00335-3	TEACHER RETIREMENT - Bernard	0.00	0.00	776.86	587.31
120-2214-6211-4020-00335-3	TEACHER RETIREMENT - Beasley	0.00	0.00	341.78	267.97
120-2214-6211-4060-00335-3	TEACHER RETIREMENT - Bierbaum	0.00	0.00	552.27	464.89
120-2214-6211-4070-00335-3	TEACHER RETIREMENT - Blades	0.00	0.00	460.04	380.98
120-2214-6211-4080-00335-3	TEACHER RETIREMENT - Forder	0.00	0.00	406.88	302.22
120-2214-6211-4090-00335-3	TEACHER RETIREMENT - Hagemann	0.00	0.00	418.81	338.18
120-2214-6211-5000-00335-3	TEACHER RETIREMENT - Oakville Elem	0.00	0.00	413.39	359.58
120-2214-6211-5020-00335-3	TEACHER RETIREMENT - Point	0.00	0.00	456.79	374.14
120-2214-6211-5040-00335-3	TEACHER RETIREMENT - Rogers	0.00	0.00	487.17	374.99
120-2214-6211-5060-00335-3	TEACHER RETIREMENT - Trautwein	0.00	0.00	429.66	346.74
120-2214-6211-5080-00335-3	TEACHER RETIREMENT - MOSAIC	0.00	0.00	275.59	220.88
120-2214-6211-5100-00335-3	TEACHER RETIREMENT - Wohlwend	0.00	0.00	470.89	374.99
120-2214-6211-8000-00335-3	TEACHER RETIREMENT	26,724.00	5,302.35	0.00	0.00
120-2212-6211-1050-00336-1	TEACHER RETIREMENT	0.00	282.43	0.00	0.00
120-2222-6211-1050-00336-1	TEACHER RETIREMENT	0.00	546.09	846.72	1,006.94
120-2212-6211-1075-00336-1	TEACHER RETIREMENT	0.00	282.43	0.00	0.00
120-2222-6211-1075-00336-1	TEACHER RETIREMENT	0.00	546.09	846.72	1,006.94
120-2212-6211-3000-00336-1	TEACHER RETIREMENT	0.00	282.43	0.00	0.00
120-2222-6211-3000-00336-1	TEACHER RETIREMENT	0.00	546.09	846.72	1,006.94
120-2212-6211-3020-00336-1	TEACHER RETIREMENT	0.00	282.43	0.00	0.00
120-2222-6211-3020-00336-1	TEACHER RETIREMENT	0.00	546.09	846.72	1,006.94
120-2212-6211-3040-00336-1	TEACHER RETIREMENT	0.00	282.43	0.00	0.00
120-2222-6211-3040-00336-1	TEACHER RETIREMENT	0.00	546.09	846.72	1,006.94
120-2212-6211-3060-00336-1	TEACHER RETIREMENT	0.00	282.43	0.00	0.00
120-2222-6211-3060-00336-1	TEACHER RETIREMENT	0.00	546.09	846.72	1,006.94
120-2212-6211-4020-00336-1	TEACHER RETIREMENT	0.00	235.39	0.00	0.00
120-2222-6211-4020-00336-1	TEACHER RETIREMENT	0.00	364.10	564.55	671.20
120-2212-6211-4060-00336-1	TEACHER RETIREMENT	0.00	282.47	0.00	0.00
120-2222-6211-4060-00336-1	TEACHER RETIREMENT	0.00	546.09	846.72	1,006.94

*All Expenditure Accounts FY23*

Account Code	Account Description	Budget Requested	1St Prior Year Actual	2Nd Prior Year Actual	3Rd Prior Year Actual
120-2212-6211-4070-00336-1	TEACHER RETIREMENT	0.00	282.43	0.00	0.00
120-2222-6211-4070-00336-1	TEACHER RETIREMENT	0.00	546.09	846.72	1,006.94
120-2212-6211-4080-00336-1	TEACHER RETIREMENT	0.00	282.43	0.00	0.00
120-2222-6211-4080-00336-1	TEACHER RETIREMENT	0.00	546.09	846.72	1,005.37
120-2212-6211-4090-00336-1	TEACHER RETIREMENT	0.00	282.66	0.00	0.00
120-2222-6211-4090-00336-1	TEACHER RETIREMENT	0.00	546.09	846.72	1,006.94
120-2212-6211-5000-00336-1	TEACHER RETIREMENT	0.00	282.43	0.00	0.00
120-2222-6211-5000-00336-1	TEACHER RETIREMENT	0.00	546.09	846.72	1,006.94
120-2212-6211-5020-00336-1	TEACHER RETIREMENT	0.00	282.43	0.00	0.00
120-2222-6211-5020-00336-1	TEACHER RETIREMENT	0.00	546.19	846.72	1,006.94
120-2212-6211-5040-00336-1	TEACHER RETIREMENT	0.00	282.43	0.00	0.00
120-2222-6211-5040-00336-1	TEACHER RETIREMENT	0.00	546.40	846.72	1,006.94
120-2212-6211-5060-00336-1	TEACHER RETIREMENT	0.00	282.43	0.00	0.00
120-2222-6211-5060-00336-1	TEACHER RETIREMENT	0.00	546.09	846.72	1,006.94
120-2212-6211-5080-00336-1	TEACHER RETIREMENT	0.00	235.39	0.00	0.00
120-2222-6211-5080-00336-1	TEACHER RETIREMENT	0.00	546.09	846.72	1,006.94
120-2212-6211-5100-00336-1	TEACHER RETIREMENT	0.00	282.43	0.00	0.00
120-2222-6211-5100-00336-1	TEACHER RETIREMENT	0.00	546.09	846.72	1,006.94
120-2212-6211-1075-00337-1	TEACHER RETIREMENT	0.00	144.86	0.00	0.00
120-2212-6211-1050-00338-1	TEACHER RETIREMENT	0.00	252.51	0.00	0.00
120-2212-6211-1075-00338-1	TEACHER RETIREMENT	0.00	264.39	0.00	0.00
120-2212-6211-3000-00338-1	TEACHER RETIREMENT	0.00	303.17	0.00	0.00
120-2212-6211-3020-00338-1	TEACHER RETIREMENT	0.00	303.17	0.00	0.00
120-2212-6211-3040-00338-1	TEACHER RETIREMENT	0.00	303.17	0.00	0.00
120-2212-6211-3060-00338-1	TEACHER RETIREMENT	0.00	303.17	0.00	0.00
120-2212-6211-4020-00338-1	TEACHER RETIREMENT	0.00	303.17	0.00	0.00
120-2212-6211-4060-00338-1	TEACHER RETIREMENT	0.00	303.17	0.00	0.00
120-2212-6211-4070-00338-1	TEACHER RETIREMENT	0.00	303.17	0.00	0.00
120-2212-6211-4080-00338-1	TEACHER RETIREMENT	0.00	302.73	0.00	0.00
120-2212-6211-4090-00338-1	TEACHER RETIREMENT	0.00	303.17	0.00	0.00
120-2212-6211-5000-00338-1	TEACHER RETIREMENT	0.00	303.17	0.00	0.00
120-2212-6211-5020-00338-1	TEACHER RETIREMENT	0.00	303.17	0.00	0.00
120-2212-6211-5040-00338-1	TEACHER RETIREMENT	0.00	303.17	0.00	0.00
120-2212-6211-5060-00338-1	TEACHER RETIREMENT	0.00	303.17	0.00	0.00
120-2212-6211-5080-00338-1	TEACHER RETIREMENT	0.00	303.17	0.00	0.00
120-2212-6211-5100-00338-1	TEACHER RETIREMENT	0.00	303.17	0.00	0.00
120-2212-6211-8400-00338-1	TEACHER RETIREMENT	725.00	0.00	0.00	0.00
120-2212-6211-1050-00339-1	TEACHER RETIREMENT	0.00	252.63	0.00	0.00
120-2212-6211-1075-00339-1	TEACHER RETIREMENT	0.00	252.63	0.00	0.00
120-2212-6211-3000-00339-1	TEACHER RETIREMENT	0.00	303.17	0.00	0.00
120-2212-6211-3020-00339-1	TEACHER RETIREMENT	0.00	303.05	0.00	0.00
120-2212-6211-3040-00339-1	TEACHER RETIREMENT	0.00	302.73	0.00	0.00
120-2212-6211-3060-00339-1	TEACHER RETIREMENT	0.00	303.17	0.00	0.00

All Expenditure Accounts FY23

Account Code	Account Description	Budget Requested	1St Prior Year Actual	2Nd Prior Year Actual	3Rd Prior Year Actual
120-2212-6211-4020-00339-1	TEACHER RETIREMENT	0.00	303.17	0.00	0.00
120-2212-6211-4060-00339-1	TEACHER RETIREMENT	0.00	303.17	0.00	0.00
120-2212-6211-4070-00339-1	TEACHER RETIREMENT	0.00	303.17	0.00	0.00
120-2212-6211-4080-00339-1	TEACHER RETIREMENT	0.00	303.17	0.00	0.00
120-2212-6211-4090-00339-1	TEACHER RETIREMENT	0.00	303.17	0.00	0.00
120-2212-6211-5000-00339-1	TEACHER RETIREMENT	0.00	303.17	0.00	0.00
120-2212-6211-5020-00339-1	TEACHER RETIREMENT	0.00	303.17	0.00	0.00
120-2212-6211-5040-00339-1	TEACHER RETIREMENT	0.00	303.17	0.00	0.00
120-2212-6211-5060-00339-1	TEACHER RETIREMENT	0.00	303.17	0.00	0.00
120-2212-6211-5080-00339-1	TEACHER RETIREMENT	0.00	303.17	0.00	0.00
120-2212-6211-5100-00339-1	TEACHER RETIREMENT	0.00	303.17	0.00	0.00
120-2212-6211-8400-00339-1	TEACHER RETIREMENT	725.00	0.00	0.00	0.00
120-2212-6211-4020-00414-1	TEACHER RETIREMENT	0.00	505.01	2,224.28	2,117.85
120-2212-6211-4060-00414-1	TEACHER RETIREMENT	0.00	454.47	2,001.88	1,906.02
120-2212-6211-4070-00414-1	TEACHER RETIREMENT	0.00	454.47	2,001.88	1,906.02
120-2212-6211-4080-00414-1	TEACHER RETIREMENT	0.00	454.47	2,002.19	1,905.52
120-2212-6211-4090-00414-1	TEACHER RETIREMENT	0.00	454.47	2,001.88	1,906.02
120-2212-6211-5000-00414-1	TEACHER RETIREMENT	0.00	454.47	2,001.88	1,906.02
120-2212-6211-5020-00414-1	TEACHER RETIREMENT	0.00	454.47	2,001.88	1,906.02
120-2212-6211-5040-00414-1	TEACHER RETIREMENT	0.00	454.47	2,002.32	1,906.02
120-2212-6211-5060-00414-1	TEACHER RETIREMENT	0.00	454.59	2,001.97	1,906.47
120-2212-6211-5080-00414-1	TEACHER RETIREMENT	0.00	454.47	2,001.88	1,906.02
120-2212-6211-5100-00414-1	TEACHER RETIREMENT	0.00	454.64	2,002.01	1,906.02
120-2321-6211-8000-00522-1	TEACHER RETIREMENT	0.00	23,294.07	34,564.42	33,431.04
120-2521-6211-8000-00523-1	TEACHER RETIREMENT	0.00	171.11	0.00	0.00
120-2321-6211-8000-00526-1	TEACHER RETIREMENT	0.00	15,838.91	24,683.12	23,523.23
120-2331-6211-8100-00530-1	TEACHER RETIREMENT	0.00	11,377.31	17,940.77	17,360.72
120-3211-6211-8100-00534-1	TEACHER RETIREMENT	0.00	162.69	44.95	114.84
120-2213-6211-3000-00619-1	TEACHER RETIREMENT	0.00	0.00	224.47	242.19
120-1191-6211-1050-01191-1	TEACHER RETIREMENT	0.00	217.50	152.25	6,807.17
120-1191-6211-1075-01191-1	TEACHER RETIREMENT	0.00	13,401.29	23,668.03	7,743.00
120-1191-6211-3020-01191-1	TEACHER RETIREMENT	0.00	0.00	6,466.32	3,577.92
120-1191-6211-3060-01191-1	TEACHER RETIREMENT	0.00	10,419.45	5,365.76	6,702.66
120-1191-6211-4060-01191-1	TEACHER RETIREMENT	0.00	10,977.52	6,613.58	0.00
120-1191-6211-4070-01191-1	TEACHER RETIREMENT	0.00	0.00	0.00	5,977.72
120-1191-6211-4080-01191-1	TEACHER RETIREMENT	0.00	0.00	14,432.27	16,295.14
120-1191-6211-5040-01191-1	TEACHER RETIREMENT	0.00	0.00	983.10	6,365.97
120-1191-6211-5060-01191-1	TEACHER RETIREMENT	0.00	13,330.94	5,959.70	0.00
120-1191-6211-5100-01191-1	TEACHER RETIREMENT	0.00	17,356.13	7,544.03	0.00
120-1281-6211-7500-12810-3	TEACHER RETIREMENT	0.00	124,718.47	253,012.10	249,631.61
120-3511-6211-7500-32400-3	TEACHER RETIREMENT	0.00	13,706.63	16,139.09	7,071.01
120-3812-6211-1050-42200-4	TEACHER RETIREMENT	0.00	808.52	0.00	0.00
120-3812-6211-1075-42200-4	TEACHER RETIREMENT	0.00	278.04	0.00	0.00



All Expenditure Accounts FY23

Account Code	Account Description	Budget Requested	1St Prior Year Actual	2Nd Prior Year Actual	3Rd Prior Year Actual
120-3812-6211-3000-42200-4	TEACHER RETIREMENT	0.00	520.70	0.00	0.00
120-3812-6211-3020-42200-4	TEACHER RETIREMENT	0.00	86.14	0.00	0.00
120-3812-6211-3040-42200-4	TEACHER RETIREMENT	0.00	172.23	0.00	0.00
120-3812-6211-3060-42200-4	TEACHER RETIREMENT	0.00	117.45	0.00	0.00
120-1251-6211-4020-42200-4	TEACHER RETIREMENT	0.00	9,244.60	0.00	0.00
120-3812-6211-4020-42200-4	TEACHER RETIREMENT	0.00	300.75	0.00	0.00
120-1251-6211-4060-42200-4	TEACHER RETIREMENT	0.00	8,572.37	0.00	0.00
120-3812-6211-4060-42200-4	TEACHER RETIREMENT	0.00	1,215.61	0.00	0.00
120-1251-6211-4070-42200-4	TEACHER RETIREMENT	0.00	9,357.18	0.00	0.00
120-3812-6211-4070-42200-4	TEACHER RETIREMENT	0.00	400.37	0.00	0.00
120-1251-6211-4080-42200-4	TEACHER RETIREMENT	0.00	7,783.82	0.00	0.00
120-3812-6211-4080-42200-4	TEACHER RETIREMENT	0.00	119.41	0.00	0.00
120-1251-6211-4090-42200-4	TEACHER RETIREMENT	0.00	10,820.86	0.00	0.00
120-3812-6211-4090-42200-4	TEACHER RETIREMENT	0.00	669.49	0.00	0.00
120-1251-6211-5000-42200-4	TEACHER RETIREMENT	0.00	11,568.28	0.00	0.00
120-3812-6211-5000-42200-4	TEACHER RETIREMENT	0.00	1,462.27	0.00	0.00
120-1251-6211-5020-42200-4	TEACHER RETIREMENT	0.00	3,811.67	0.00	0.00
120-3812-6211-5020-42200-4	TEACHER RETIREMENT	0.00	200.61	0.00	0.00
120-1251-6211-5040-42200-4	TEACHER RETIREMENT	0.00	6,894.66	0.00	0.00
120-3812-6211-5040-42200-4	TEACHER RETIREMENT	0.00	1,898.85	0.00	0.00
120-1251-6211-5060-42200-4	TEACHER RETIREMENT	0.00	8,481.73	0.00	0.00
120-3812-6211-5060-42200-4	TEACHER RETIREMENT	0.00	107.32	0.00	0.00
120-1251-6211-5080-42200-4	TEACHER RETIREMENT	0.00	7,397.63	0.00	0.00
120-3812-6211-5080-42200-4	TEACHER RETIREMENT	0.00	82.24	0.00	0.00
120-1251-6211-5100-42200-4	TEACHER RETIREMENT	0.00	7,628.26	0.00	0.00
120-3812-6211-5100-42200-4	TEACHER RETIREMENT	0.00	844.67	0.00	0.00
120-2521-6211-8000-42200-4	TEACHER RETIREMENT - ESSER III	292,826.00	0.00	0.00	0.00
120-1251-6211-1050-42300-4	TEACHER RETIREMENT	0.00	7,820.25	0.00	0.00
120-1411-6211-1050-42300-4	TEACHER RETIREMENT ESSER II - MHS	0.00	505.33	0.00	0.00
120-1251-6211-1075-42300-4	TEACHER RETIREMENT	0.00	10,332.34	0.00	0.00
120-1411-6211-1075-42300-4	TEACHER RETIREMENT ESSER II - OHS	0.00	1,426.80	0.00	0.00
120-1251-6211-3000-42300-4	TEACHER RETIREMENT	0.00	7,219.11	0.00	0.00
120-1251-6211-3020-42300-4	TEACHER RETIREMENT	0.00	7,029.38	0.00	0.00
120-1251-6211-3040-42300-4	TEACHER RETIREMENT	0.00	10,538.82	0.00	0.00
120-1251-6211-3060-42300-4	TEACHER RETIREMENT	0.00	8,677.58	0.00	0.00
120-1411-6211-4020-42300-4	TEACHER RETIREMENT ESSER II - BEASLEY	0.00	118.90	0.00	0.00
120-1411-6211-4070-42300-4	TEACHER RETIREMENT ESSER II - BLADES	0.00	416.15	0.00	0.00
120-1411-6211-4080-42300-4	TEACHER RETIREMENT ESSER II - FORDER	0.00	89.18	0.00	0.00
120-1411-6211-4090-42300-4	TEACHER RETIREMENT ESSER II - HAGEMANN	0.00	29.73	0.00	0.00
120-1411-6211-5000-42300-4	TEACHER RETIREMENT ESSER II - OAKVILLE ELEM	0.00	237.80	0.00	0.00
120-1411-6211-5020-42300-4	TEACHER RETIREMENT ESSER II - POINT	0.00	624.23	0.00	0.00
120-1411-6211-5040-42300-4	TEACHER RETIREMENT ESSER II - ROGERS	0.00	624.23	0.00	0.00
120-1411-6211-5060-42300-4	TEACHER RETIREMENT ESSER II - TRAUTWEIN	0.00	208.08	0.00	0.00

*All Expenditure Accounts FY23*

Account Code	Account Description	Budget Requested	1St Prior Year Actual	2Nd Prior Year Actual	3Rd Prior Year Actual
120-2521-6211-8000-42300-4	TEACHER RETIREMENT - ESSER II	114,455.00	0.00	0.00	0.00
120-1321-6211-1050-42701-4	TEACHER RETIREMENT	0.00	178.36	87.00	0.00
120-1331-6211-1050-42701-4	TEACHER RETIREMENT	0.00	89.18	87.00	0.00
120-1371-6211-1050-42701-4	TEACHER RETIREMENT	0.00	178.36	586.82	348.00
120-1321-6211-1075-42701-4	TEACHER RETIREMENT	0.00	178.36	179.66	0.00
120-1331-6211-1075-42701-4	TEACHER RETIREMENT	0.00	89.18	43.50	0.00
120-1371-6211-1075-42701-4	TEACHER RETIREMENT	0.00	178.36	400.20	1,218.00
120-1371-6211-3000-42701-4	TEACHER RETIREMENT	0.00	348.00	174.00	174.00
120-1371-6211-3020-42701-4	TEACHER RETIREMENT	0.00	282.75	400.78	174.00
120-1371-6211-3040-42701-4	TEACHER RETIREMENT	0.00	174.00	0.00	522.00
120-1371-6211-3060-42701-4	TEACHER RETIREMENT	0.00	0.00	0.00	174.00
120-1371-6211-8400-42701-4	TEACHER RETIREMENT	3,045.00	0.00	0.00	0.00
120-1281-6211-7500-44201-4	TEACHER RETIREMENT	0.00	6,759.12	0.00	0.00
120-1251-6211-4020-45100-4	TEACHER RETIREMENT	0.00	16,888.65	34,686.47	30,969.67
120-1251-6211-4060-45100-4	TEACHER RETIREMENT	0.00	23,072.34	50,006.51	42,646.14
120-1251-6211-4080-45100-4	TEACHER RETIREMENT	0.00	13,220.35	28,725.85	24,518.28
120-3611-6211-4090-45100-4	TEACHER RETIREMENT	0.00	0.00	189.81	0.00
120-1251-6211-8000-45100-4	TEACHER RETIREMENT	101,000.00	0.00	0.00	0.00
120-2213-6211-1050-46200-4	TEACHER RETIREMENT-LEP	0.00	62.58	50.76	25.38
120-2213-6211-1075-46200-4	TEACHER RETIREMENT-LEP	0.00	25.38	50.76	25.38
120-1251-6211-3000-46200-4	TEACHER RETIREMENT	0.00	3,073.98	5,901.48	5,698.42
120-2213-6211-3000-46200-4	TEACHER RETIREMENT-LEP	0.00	57.87	60.90	30.46
120-2213-6211-3020-46200-4	TEACHER RETIREMENT-LEP	0.00	50.03	60.90	30.46
120-2213-6211-3040-46200-4	TEACHER RETIREMENT-LEP	0.00	42.20	60.90	30.46
120-2213-6211-3060-46200-4	TEACHER RETIREMENT-LEP	0.00	38.28	60.90	30.46
120-2213-6211-4020-46200-4	TEACHER RETIREMENT-LEP	0.00	53.94	60.90	30.46
120-1251-6211-4060-46200-4	TEACHER RETIREMENT	0.00	0.00	0.00	24.47
120-2213-6211-4060-46200-4	TEACHER RETIREMENT-LEP	0.00	85.26	60.90	30.46
120-2213-6211-4070-46200-4	TEACHER RETIREMENT-LEP	0.00	38.28	60.90	30.30
120-1251-6211-4080-46200-4	TEACHER RETIREMENT	0.00	0.00	7.61	94.25
120-2213-6211-4080-46200-4	TEACHER RETIREMENT-LEP	0.00	77.43	60.90	30.46
120-2213-6211-4090-46200-4	TEACHER RETIREMENT-LEP	0.00	53.94	60.90	30.46
120-2213-6211-5000-46200-4	TEACHER RETIREMENT-LEP	0.00	53.93	60.88	30.46
120-2213-6211-5020-46200-4	TEACHER RETIREMENT	0.00	47.09	60.90	30.46
120-2213-6211-5040-46200-4	TEACHER RETIREMENT	0.00	30.45	60.90	30.46
120-2213-6211-5060-46200-4	TEACHER RETIREMENT	0.00	46.11	60.90	30.46
120-1251-6211-5080-46200-4	TEACHER RETIREMENT	0.00	0.00	0.01	67.97
120-2213-6211-5080-46200-4	TEACHER RETIREMENT	0.00	30.45	60.90	30.46
120-2213-6211-5100-46200-4	TEACHER RETIREMENT-LEP	0.00	30.45	60.90	30.46
120-1251-6211-8000-46200-4	TEACHER RETIREMENT	7,500.00	0.00	0.00	0.00
120-2212-6211-1050-46500-4	TEACHER RETIREMENT	0.00	258.24	492.92	0.00
120-2212-6211-1075-46500-4	TEACHER RETIREMENT	0.00	258.24	492.92	0.00
120-2212-6211-3000-46500-4	TEACHER RETIREMENT	0.00	257.83	492.48	0.00

All Expenditure Accounts FY23

Account Code	Account Description	Budget Requested	1St Prior Year Actual	2Nd Prior Year Actual	3Rd Prior Year Actual
120-2212-6211-3020-46500-4	TEACHER RETIREMENT	0.00	258.24	492.92	0.00
120-2212-6211-3040-46500-4	TEACHER RETIREMENT	0.00	258.24	492.92	0.00
120-2212-6211-3060-46500-4	TEACHER RETIREMENT	0.00	258.24	492.92	0.00
120-2212-6211-4020-46500-4	TEACHER RETIREMENT	0.00	215.15	410.84	0.00
120-2212-6211-4060-46500-4	TEACHER RETIREMENT	0.00	258.24	492.92	0.00
120-2212-6211-4070-46500-4	TEACHER RETIREMENT	0.00	258.24	492.92	0.00
120-2212-6211-4080-46500-4	TEACHER RETIREMENT	0.00	258.24	492.60	0.00
120-2212-6211-4090-46500-4	TEACHER RETIREMENT	0.00	258.24	492.92	0.00
120-2212-6211-5000-46500-4	TEACHER RETIREMENT	0.00	258.24	492.92	0.00
120-2212-6211-5020-46500-4	TEACHER RETIREMENT	0.00	258.00	492.92	0.00
120-2212-6211-5040-46500-4	TEACHER RETIREMENT	0.00	258.24	492.92	0.00
120-2212-6211-5060-46500-4	TEACHER RETIREMENT	0.00	258.24	492.92	0.00
120-2212-6211-5080-46500-4	TEACHER RETIREMENT	0.00	215.15	410.84	0.00
120-2212-6211-5100-46500-4	TEACHER RETIREMENT	0.00	258.24	492.92	0.00
120-2212-6211-8000-46500-4	TEACHER RETIREMENT - Title II.A	9,000.00	0.00	0.00	0.00
500-2562-6211-1050-00531-1	TEACHER RETIREMENT	0.00	1,748.53	2,992.40	45.42
600-2521-6211-8000-00605-1	TEACHER RETIREMENT	0.00	0.00	-65.81	2,477.12
600-1411-6211-7500-00614-1	TEACHER RETIREMENT	0.00	2.06	0.00	40.50
600-1411-6211-7500-00615-1	TEACHER RETIREMENT	0.00	13.77	35.27	3.77
600-1411-6211-3040-00643-1	TEACHER RETIREMENT	0.00	817.08	0.00	852.02
600-1411-6211-4020-00655-1	TEACHER RETIREMENT	0.00	0.00	119.63	0.00
600-1411-6211-5000-00655-1	TEACHER RETIREMENT	0.00	0.00	37.70	0.00
600-2521-6211-8000-00699-1	TEACHER RETIREMENT	4,000.00	0.00	0.00	0.00
700-1421-6211-1050-00700-1	TEACHER RETIREMENT	0.00	988.94	1,873.45	2,809.49
700-1421-6211-1075-00700-1	TEACHER RETIREMENT	0.00	4,546.75	3,784.47	5,940.23
700-2521-6211-8000-00700-1	TEACHER RETIREMENT	12,500.00	0.00	0.00	0.00
700-1421-6211-1050-00702-1	TEACHER RETIREMENT	0.00	0.00	0.00	152.25
700-1421-6211-1050-00703-1	TEACHER RETIREMENT	0.00	0.00	0.00	72.50
700-1421-6211-1050-00706-1	TEACHER RETIREMENT	0.00	0.00	0.00	227.36
700-1421-6211-1050-00716-1	TEACHER RETIREMENT	0.00	0.00	0.00	25.38
700-1421-6211-1050-00721-1	TEACHER RETIREMENT	0.00	0.00	0.00	203.00
<b>OBJECT 6211 TOTAL</b>	<b>TEACHER RETIREMENT</b>	<b>9,455,000.00</b>	<b>4,642,333.49</b>	<b>8,421,441.18</b>	<b>8,205,367.79</b>
110-1151-6221-1050-00000-1	NONTEACHER RETIREMENT	0.00	141.17	0.00	0.00
110-2112-6221-1050-00000-1	NONTEACHER RETIREMENT	0.00	1,309.55	2,227.94	2,197.73
110-2122-6221-1050-00000-1	NONTEACHER RETIREMENT	0.00	3,737.29	6,276.67	6,032.15
110-2211-6221-1050-00000-1	NONTEACHER RETIREMENT	0.00	0.00	374.23	3,325.42
110-2411-6221-1050-00000-1	NONTEACHER RETIREMENT	0.00	10,102.23	17,592.19	17,167.61
110-2546-6221-1050-00000-1	NONTEACHER RETIREMENT	0.00	1,567.98	2,673.56	0.00
110-2112-6221-1075-00000-1	NONTEACHER RETIREMENT	0.00	1,451.71	2,539.52	2,489.87
110-2122-6221-1075-00000-1	NONTEACHER RETIREMENT	0.00	3,235.63	6,254.98	5,868.44
110-2211-6221-1075-00000-1	NONTEACHER RETIREMENT	0.00	1,914.90	3,032.66	2,843.95
110-2411-6221-1075-00000-1	NONTEACHER RETIREMENT	0.00	10,765.07	17,911.99	17,473.41
110-2546-6221-1075-00000-1	NONTEACHER RETIREMENT	0.00	1,507.75	2,579.11	0.00

All Expenditure Accounts FY23

Account Code	Account Description	Budget Requested	1St Prior Year Actual	2Nd Prior Year Actual	3Rd Prior Year Actual
110-2113-6221-3000-00000-1	NONTEACHER RETIREMENT	0.00	2,402.05	4,642.94	0.00
110-2411-6221-3000-00000-1	NONTEACHER RETIREMENT	0.00	4,309.68	7,262.75	7,145.40
110-2411-6221-3020-00000-1	NONTEACHER RETIREMENT	0.00	3,358.14	5,547.14	5,370.01
110-2411-6221-3040-00000-1	NONTEACHER RETIREMENT	0.00	3,482.26	5,796.67	5,762.18
110-2411-6221-3060-00000-1	Salaries Board paid Taxes for code 6221	0.00	3,995.25	6,343.49	6,992.26
110-2411-6221-4020-00000-1	NONTEACHER RETIREMENT	0.00	3,239.57	5,361.22	4,362.58
110-2411-6221-4060-00000-1	NONTEACHER RETIREMENT	0.00	1,402.34	2,313.07	2,278.79
110-2411-6221-4070-00000-1	NONTEACHER RETIREMENT	0.00	3,159.60	5,363.27	5,297.99
110-1111-6221-4080-00000-1	NONTEACHER RETIREMENT	0.00	0.00	0.00	270.34
110-2411-6221-4080-00000-1	NONTEACHER RETIREMENT	0.00	3,411.62	5,711.24	5,663.50
110-2411-6221-4090-00000-1	NONTEACHER RETIREMENT	0.00	3,298.96	5,519.18	5,427.22
110-2411-6221-5000-00000-1	NONTEACHER RETIREMENT	0.00	2,727.33	4,288.15	4,914.74
110-2411-6221-5020-00000-1	NONTEACHER RETIREMENT	0.00	2,901.15	5,333.82	5,265.32
110-2411-6221-5040-00000-1	NONTEACHER RETIREMENT	0.00	2,925.43	4,861.51	5,136.98
110-1111-6221-5060-00000-1	NONTEACHER RETIREMENT	0.00	0.00	173.70	0.00
110-2411-6221-5060-00000-1	NONTEACHER RETIREMENT	0.00	2,627.47	4,460.87	4,524.89
110-1111-6221-5080-00000-1	NONTEACHER RETIREMENT	0.00	469.57	372.13	0.00
110-2411-6221-5080-00000-1	NONTEACHER RETIREMENT	0.00	2,880.26	4,783.39	5,175.20
110-2411-6221-5100-00000-1	NONTEACHER RETIREMENT	0.00	3,260.46	5,374.16	5,100.26
110-3512-6221-7500-00000-1	NONTEACHER RETIREMENT	0.00	300.32	816.48	798.11
110-2329-6221-8000-00000-1	NONTEACHER RETIREMENT	0.00	1,820.36	3,091.76	0.00
110-2521-6221-8000-00000-1	NONTEACHER RETIREMENT	1,359,911.00	0.00	0.00	0.00
110-2542-6221-8300-00000-1	NONTEACHER RETIREMENT	0.00	1,590.73	2,173.44	0.00
110-1151-6221-1050-00041-1	NONTEACHER RETIREMENT	0.00	416.28	395.12	215.68
110-1151-6221-1075-00041-1	NONTEACHER RETIREMENT	0.00	253.03	0.00	0.00
110-1151-6221-1050-00042-1	NONTEACHER RETIREMENT	0.00	0.00	0.00	215.68
110-1151-6221-1075-00042-1	NONTEACHER RETIREMENT	0.00	433.83	219.52	215.68
110-1151-6221-1050-00043-1	NONTEACHER RETIREMENT	0.00	0.00	274.40	296.56
110-1411-6221-4020-00044-1	NONTEACHER RETIREMENT	0.00	0.00	41.16	6.76
110-1411-6221-4060-00044-1	NONTEACHER RETIREMENT	0.00	21.09	41.16	40.48
110-1411-6221-5000-00044-1	NONTEACHER RETIREMENT	0.00	0.00	13.72	0.00
110-1411-6221-5080-00044-1	NONTEACHER RETIREMENT	0.00	21.09	27.44	0.00
110-2213-6221-7500-00047-1	NONTEACHER RETIREMENT	0.00	0.00	0.00	20.24
110-1131-6221-3000-00065-1	NONTEACHER RETIREMENT	0.00	0.00	13.71	0.00
110-1271-6221-4060-00310-1	NONTEACHER RETIREMENT	0.00	29.22	30.65	37.05
110-2329-6221-8000-00310-1	NONTEACHER RETIREMENT	0.00	4,462.16	6,746.84	6,769.15
110-1193-6221-1050-00318-1	NONTEACHER RETIREMENT	0.00	1,604.72	2,455.29	2,377.07
110-1193-6221-1075-00318-1	NONTEACHER RETIREMENT	0.00	1,604.59	2,455.28	2,377.04
110-2542-6221-8100-00318-1	NONTEACHER RETIREMENT	0.00	787.80	947.96	1,210.94
110-2329-6221-8000-00331-1	NONTEACHER RETIREMENT	0.00	4,853.78	7,413.96	7,342.67
110-2212-6221-4020-00332-1	NONTEACHER RETIREMENT	0.00	0.00	0.00	11.16
110-2329-6221-8400-00333-1	NONTEACHER RETIREMENT	0.00	1,864.00	2,937.24	2,557.52
110-2329-6221-8400-00336-1	NONTEACHER RETIREMENT	0.00	1,953.35	3,575.02	3,499.36

*All Expenditure Accounts FY23*

Account Code	Account Description	Budget Requested	1St Prior Year Actual	2Nd Prior Year Actual	3Rd Prior Year Actual
110-2134-6221-1050-00518-1	NONTEACHER RETIREMENT	0.00	3,388.90	6,445.09	6,096.76
110-2134-6221-1075-00518-1	NONTEACHER RETIREMENT	0.00	3,087.61	6,106.15	5,543.52
110-2134-6221-3000-00518-1	NONTEACHER RETIREMENT	0.00	1,868.94	3,007.92	2,854.88
110-2134-6221-3020-00518-1	NONTEACHER RETIREMENT	0.00	2,102.45	3,637.27	3,513.14
110-2134-6221-3040-00518-1	NONTEACHER RETIREMENT	0.00	1,907.35	4,569.69	4,104.51
110-2134-6221-3060-00518-1	NONTEACHER RETIREMENT	0.00	2,388.92	4,375.54	4,318.16
110-2134-6221-4020-00518-1	NONTEACHER RETIREMENT	0.00	2,485.80	4,358.48	3,953.07
110-2134-6221-4060-00518-1	NONTEACHER RETIREMENT	0.00	2,153.72	4,158.86	3,827.83
110-2134-6221-4070-00518-1	NONTEACHER RETIREMENT	0.00	2,414.13	4,138.70	3,533.21
110-2134-6221-4080-00518-1	NONTEACHER RETIREMENT	0.00	2,343.29	4,701.27	3,520.29
110-2134-6221-4090-00518-1	NONTEACHER RETIREMENT	0.00	2,236.88	4,098.89	4,068.38
110-2134-6221-5000-00518-1	NONTEACHER RETIREMENT	0.00	1,760.19	3,325.48	3,189.30
110-2134-6221-5020-00518-1	NONTEACHER RETIREMENT	0.00	2,094.83	3,963.08	3,729.64
110-2134-6221-5040-00518-1	NONTEACHER RETIREMENT	0.00	2,069.68	4,112.03	4,283.01
110-2134-6221-5060-00518-1	NONTEACHER RETIREMENT	0.00	1,996.76	4,558.20	4,445.91
110-2134-6221-5080-00518-1	NONTEACHER RETIREMENT	0.00	2,324.97	3,855.21	3,704.33
110-2134-6221-5100-00518-1	NONTEACHER RETIREMENT	0.00	1,971.72	3,709.31	3,561.09
110-2134-6221-7500-00518-1	NONTEACHER RETIREMENT	0.00	7.22	34.82	0.00
110-2321-6221-8000-00522-1	NONTEACHER RETIREMENT	0.00	2,889.12	5,734.48	5,450.98
110-1151-6221-1050-00523-1	NONTEACHER RETIREMENT	0.00	66.91	367.60	0.00
110-1151-6221-1075-00523-1	NONTEACHER RETIREMENT	0.00	66.85	367.40	0.00
110-2641-6221-8000-00523-1	NONTEACHER RETIREMENT	0.00	15,819.59	24,011.52	23,980.78
110-2521-6221-8000-00524-1	NONTEACHER RETIREMENT	0.00	31,145.21	49,353.78	48,991.80
110-2527-6221-8000-00524-1	NONTEACHER RETIREMENT	0.00	0.00	0.00	175.51
110-2546-6221-8000-00524-1	NONTEACHER RETIREMENT	0.00	0.00	0.00	5,151.11
110-2331-6221-8100-00530-1	NONTEACHER RETIREMENT	0.00	39,464.34	62,366.28	61,064.22
110-2631-6221-8000-00533-1	NONTEACHER RETIREMENT	0.00	10,420.77	16,237.85	14,716.22
110-3111-6221-8000-00534-1	NONTEACHER RETIREMENT	0.00	0.00	165.28	3,089.43
110-3211-6221-8100-00534-1	NONTEACHER RETIREMENT	0.00	21.95	0.00	72.04
110-3211-6221-8300-00534-1	NONTEACHER RETIREMENT	0.00	0.00	165.28	2,122.99
110-2545-6221-8200-00541-3	NONTEACHER RETIREMENT	0.00	178.69	293.57	297.79
110-2552-6221-8200-00541-3	NONTEACHER RETIREMENT	0.00	96,716.20	153,171.44	160,047.00
110-2554-6221-8200-00543-3	NONTEACHER RETIREMENT - SSD	0.00	30,671.24	53,431.66	51,933.46
110-2541-6221-8400-00550-1	NONTEACHER RETIREMENT	0.00	13,364.84	20,956.27	20,411.63
110-2542-6221-8400-00550-1	NONTEACHER RETIREMENT	0.00	60,862.48	89,756.28	86,272.92
110-2543-6221-8400-00550-1	NONTEACHER RETIREMENT	0.00	6,931.19	10,266.40	12,236.28
110-2542-6221-1050-00560-1	NONTEACHER RETIREMENT	0.00	21,203.70	38,473.81	39,324.39
110-2542-6221-1075-00560-1	NONTEACHER RETIREMENT	0.00	24,849.44	39,084.33	39,204.11
110-2542-6221-3000-00560-1	NONTEACHER RETIREMENT	0.00	8,876.57	14,356.12	13,969.53
110-2542-6221-3020-00560-1	NONTEACHER RETIREMENT	0.00	8,118.28	12,573.17	12,478.90
110-2542-6221-3040-00560-1	NONTEACHER RETIREMENT	0.00	9,717.99	14,814.69	14,364.75
110-2542-6221-3060-00560-1	NONTEACHER RETIREMENT	0.00	8,629.62	13,777.69	14,084.46
110-2542-6221-4020-00560-1	NONTEACHER RETIREMENT	0.00	5,771.11	9,031.54	8,711.20

All Expenditure Accounts FY23

Account Code	Account Description	Budget Requested	1St Prior Year Actual	2Nd Prior Year Actual	3Rd Prior Year Actual
110-2542-6221-4060-00560-1	NONTEACHER RETIREMENT	0.00	5,595.46	10,338.07	10,334.50
110-2542-6221-4070-00560-1	NONTEACHER RETIREMENT	0.00	6,395.57	9,680.66	9,727.27
110-2542-6221-4080-00560-1	NONTEACHER RETIREMENT	0.00	5,296.28	8,019.90	7,937.08
110-2542-6221-4090-00560-1	NONTEACHER RETIREMENT	0.00	5,354.61	8,032.92	7,833.43
110-2542-6221-5000-00560-1	NONTEACHER RETIREMENT	0.00	4,647.32	7,021.04	6,673.51
110-2542-6221-5020-00560-1	NONTEACHER RETIREMENT	0.00	6,686.39	10,364.50	10,352.05
110-2542-6221-5040-00560-1	NONTEACHER RETIREMENT	0.00	6,297.19	11,410.38	11,200.04
110-2542-6221-5060-00560-1	NONTEACHER RETIREMENT	0.00	6,145.34	9,897.07	9,461.39
110-2542-6221-5080-00560-1	NONTEACHER RETIREMENT	0.00	3,751.54	5,650.39	5,629.70
110-2542-6221-5100-00560-1	NONTEACHER RETIREMENT	0.00	6,888.94	10,339.32	10,052.60
110-2542-6221-8000-00560-1	NONTEACHER RETIREMENT	0.00	2,161.71	3,237.00	3,178.50
110-2541-6221-8400-00560-1	NONTEACHER RETIREMENT	0.00	2,120.43	3,355.32	3,285.39
110-2542-6221-8400-00560-1	NONTEACHER RETIREMENT	0.00	11,193.16	15,541.93	18,651.15
110-1191-6221-1050-01191-1	NONTEACHER RETIREMENT	0.00	190.55	0.00	290.86
110-1191-6221-1075-01191-1	NONTEACHER RETIREMENT	0.00	511.44	344.17	0.00
110-1191-6221-3020-01191-1	NONTEACHER RETIREMENT	0.00	0.00	0.00	24.57
110-1191-6221-3060-01191-1	NONTEACHER RETIREMENT	0.00	779.31	397.51	179.37
110-1191-6221-4060-01191-1	NONTEACHER RETIREMENT	0.00	1,169.09	590.22	0.00
110-1191-6221-4070-01191-1	NONTEACHER RETIREMENT	0.00	0.00	0.00	140.18
110-1191-6221-4080-01191-1	NONTEACHER RETIREMENT	0.00	0.00	0.00	225.28
110-1191-6221-5040-01191-1	NONTEACHER RETIREMENT	0.00	0.00	127.25	524.65
110-1191-6221-5060-01191-1	NONTEACHER RETIREMENT	0.00	898.40	293.74	0.00
110-1191-6221-5100-01191-1	NONTEACHER RETIREMENT	0.00	963.49	264.82	0.00
110-1281-6221-7500-12810-3	NONTEACHER RETIREMENT	0.00	45,390.31	77,928.86	73,222.37
110-2559-6221-8200-12810-3	NONTEACHER RETIREMENT-EC	0.00	11,177.69	18,935.44	21,900.74
110-3511-6221-7500-32400-3	NONTEACHER RETIREMENT	0.00	1,661.02	4,708.83	7,916.25
110-3812-6221-4070-42200-4	NONTEACHER RETIREMENT	0.00	28.13	0.00	0.00
110-2558-6221-8200-42200-4	NONTEACHER RETIREMENT	0.00	276.63	0.00	0.00
110-1271-6221-3040-46200-4	NONTEACHER RETIREMENT	0.00	0.00	0.00	426.44
110-1271-6221-4060-46200-4	NONTEACHER RETIREMENT	0.00	2,006.74	3,392.95	2,510.01
110-1271-6221-5040-46200-4	NONTEACHER RETIREMENT	0.00	0.00	0.00	426.35
110-1271-6221-8000-46200-4	NONTEACHER RETIREMENT	3,500.00	0.00	0.00	0.00
110-1271-6221-4060-46201-4	NONTEACHER RETIREMENT	0.00	0.00	0.00	867.16
120-1151-6221-1050-00000-1	NONTEACHER RETIREMENT	0.00	71.72	142.39	0.00
120-1195-6221-1050-00000-1	NONTEACHER RETIREMENT	0.00	3.58	0.00	0.00
120-1151-6221-1075-00000-1	NONTEACHER RETIREMENT	0.00	73.60	182.14	0.00
120-1195-6221-1075-00000-1	NONTEACHER RETIREMENT	0.00	3.58	0.00	0.00
120-1131-6221-3000-00000-1	NONTEACHER RETIREMENT	0.00	25.20	118.26	0.00
120-1195-6221-3000-00000-1	NONTEACHER RETIREMENT	0.00	3.59	0.00	0.00
120-1131-6221-3020-00000-1	NONTEACHER RETIREMENT	0.00	23.53	56.01	0.00
120-1195-6221-3020-00000-1	NONTEACHER RETIREMENT	0.00	3.59	0.00	0.00
120-1131-6221-3040-00000-1	NONTEACHER RETIREMENT	0.00	55.37	95.84	0.00
120-1195-6221-3040-00000-1	NONTEACHER RETIREMENT	0.00	3.93	0.00	0.00

All Expenditure Accounts FY23

Account Code	Account Description	Budget Requested	1St Prior Year Actual	2Nd Prior Year Actual	3Rd Prior Year Actual
120-1131-6221-3060-00000-1	NONTEACHER RETIREMENT	0.00	19.25	79.76	6.59
120-1111-6221-4020-00000-1	NONTEACHER RETIREMENT	0.00	10.39	26.57	0.00
120-1195-6221-4020-00000-1	NONTEACHER RETIREMENT	0.00	29.49	0.00	0.00
120-1111-6221-4060-00000-1	NONTEACHER RETIREMENT	0.00	14.60	61.94	0.00
120-1195-6221-4060-00000-1	NONTEACHER RETIREMENT	0.00	45.66	0.00	0.00
120-1111-6221-4070-00000-1	NONTEACHER RETIREMENT	0.00	29.47	78.46	0.00
120-1195-6221-4070-00000-1	NONTEACHER RETIREMENT	0.00	29.13	0.00	0.00
120-1111-6221-4080-00000-1	NONTEACHER RETIREMENT	0.00	868.09	39.19	0.00
120-1195-6221-4080-00000-1	NONTEACHER RETIREMENT	0.00	25.90	0.00	0.00
120-1111-6221-4090-00000-1	NONTEACHER RETIREMENT	0.00	12.31	27.75	0.00
120-1195-6221-4090-00000-1	NONTEACHER RETIREMENT	0.00	26.24	0.00	0.00
120-1111-6221-5000-00000-1	NONTEACHER RETIREMENT	0.00	9.51	646.56	0.00
120-1195-6221-5000-00000-1	NONTEACHER RETIREMENT	0.00	25.90	0.00	0.00
120-1111-6221-5020-00000-1	NONTEACHER RETIREMENT	0.00	20.75	23.98	0.00
120-1195-6221-5020-00000-1	NONTEACHER RETIREMENT	0.00	29.13	0.00	0.00
120-1111-6221-5040-00000-1	NONTEACHER RETIREMENT	0.00	28.68	78.12	0.00
120-1195-6221-5040-00000-1	NONTEACHER RETIREMENT	0.00	29.48	0.00	0.00
120-1111-6221-5060-00000-1	NONTEACHER RETIREMENT	0.00	32.12	13.19	0.00
120-1195-6221-5060-00000-1	NONTEACHER RETIREMENT	0.00	42.00	0.00	0.00
120-1111-6221-5080-00000-1	NONTEACHER RETIREMENT	0.00	6.80	29.03	0.00
120-1195-6221-5080-00000-1	NONTEACHER RETIREMENT	0.00	22.65	0.00	0.00
120-1111-6221-5100-00000-1	NONTEACHER RETIREMENT	0.00	135.50	101.55	0.00
120-1195-6221-5100-00000-1	NONTEACHER RETIREMENT	0.00	32.36	0.00	0.00
120-1151-6221-1050-00041-1	NONTEACHER RETIREMENT	0.00	421.88	164.64	161.76
120-1151-6221-1075-00041-1	NONTEACHER RETIREMENT	0.00	243.00	0.00	0.00
120-1151-6221-1075-00043-1	NONTEACHER RETIREMENT	0.00	0.00	164.64	0.00
120-1411-6221-4070-00044-1	NONTEACHER RETIREMENT	0.00	35.15	41.16	13.51
120-1411-6221-4080-00044-1	NONTEACHER RETIREMENT	0.00	14.06	0.00	0.00
120-1411-6221-5040-00044-1	NONTEACHER RETIREMENT	0.00	7.03	0.00	0.00
120-1411-6221-5060-00044-1	NONTEACHER RETIREMENT	0.00	14.06	0.00	0.00
120-1411-6221-5080-00044-1	NONTEACHER RETIREMENT	0.00	28.12	0.00	26.96
120-1411-6221-5100-00044-1	NONTEACHER RETIREMENT	0.00	7.03	0.00	13.52
120-1151-6221-1050-00064-1	NONTEACHER RETIREMENT	0.00	1,492.41	1,567.39	1,903.40
120-1151-6221-1075-00064-1	NONTEACHER RETIREMENT	0.00	1,492.41	2,553.65	2,638.87
120-1111-6221-5100-00065-1	NONTEACHER RETIREMENT	0.00	0.00	0.00	3.84
120-2212-6221-7500-00332-1	NONTEACHER RETIREMENT	0.00	0.00	3.57	0.00
120-2521-6221-8000-00523-1	NONTEACHER RETIREMENT	0.00	27.61	0.00	0.00
120-1191-6221-1050-01191-1	NONTEACHER RETIREMENT	0.00	0.00	0.00	14.41
120-1191-6221-4060-01191-1	NONTEACHER RETIREMENT	0.00	832.80	187.27	0.00
120-1191-6221-4080-01191-1	NONTEACHER RETIREMENT	0.00	0.00	102.90	432.18
120-1191-6221-5060-01191-1	NONTEACHER RETIREMENT	0.00	77.18	0.00	0.00
120-1281-6221-7500-12810-3	NONTEACHER RETIREMENT	0.00	3,413.90	5,591.91	5,419.64
120-3511-6221-7500-32400-3	NONTEACHER RETIREMENT	0.00	138.32	112.27	0.00

All Expenditure Accounts FY23

Account Code	Account Description	Budget Requested	1St Prior Year Actual	2Nd Prior Year Actual	3Rd Prior Year Actual
120-3812-6221-3040-42200-4	NONTEACHER RETIREMENT	0.00	17.59	0.00	0.00
120-3812-6221-4020-42200-4	NONTEACHER RETIREMENT	0.00	28.13	0.00	0.00
120-3812-6221-4070-42200-4	NONTEACHER RETIREMENT	0.00	17.60	0.00	0.00
120-3812-6221-5020-42200-4	NONTEACHER RETIREMENT	0.00	42.19	0.00	0.00
120-3812-6221-5100-42200-4	NONTEACHER RETIREMENT	0.00	3.70	0.00	0.00
120-1251-6221-4060-45100-4	NONTEACHER RETIREMENT	0.00	993.22	386.89	484.31
120-1251-6221-4080-45100-4	NONTEACHER RETIREMENT	0.00	844.62	0.00	0.00
500-2562-6221-1050-00531-1	NONTEACHER RETIREMENT	0.00	5,115.38	200.75	7,458.64
500-2562-6221-1075-00531-1	NONTEACHER RETIREMENT	0.00	5,099.47	3,773.02	7,788.68
500-2562-6221-3000-00531-1	NONTEACHER RETIREMENT	0.00	1,838.69	1,347.09	3,717.15
500-2562-6221-3020-00531-1	NONTEACHER RETIREMENT	0.00	2,066.04	803.06	3,735.15
500-2562-6221-3040-00531-1	NONTEACHER RETIREMENT	0.00	2,226.36	891.37	3,608.80
500-2562-6221-3060-00531-1	NONTEACHER RETIREMENT	0.00	1,865.09	61.63	3,852.37
500-2562-6221-4020-00531-1	NONTEACHER RETIREMENT	0.00	2,484.86	1,715.36	3,235.45
500-2562-6221-4060-00531-1	NONTEACHER RETIREMENT	0.00	2,048.37	1,361.53	3,655.51
500-2562-6221-4070-00531-1	NONTEACHER RETIREMENT	0.00	1,263.37	-5.76	2,130.88
500-2562-6221-4080-00531-1	NONTEACHER RETIREMENT	0.00	1,765.48	1,122.77	1,967.25
500-2562-6221-4090-00531-1	NONTEACHER RETIREMENT	0.00	1,275.81	473.65	2,006.86
500-2562-6221-5000-00531-1	NONTEACHER RETIREMENT	0.00	1,293.30	370.65	2,193.98
500-2562-6221-5020-00531-1	NONTEACHER RETIREMENT	0.00	1,298.82	267.31	2,625.94
500-2562-6221-5040-00531-1	NONTEACHER RETIREMENT	0.00	1,138.48	408.06	1,988.92
500-2562-6221-5060-00531-1	NONTEACHER RETIREMENT	0.00	1,536.89	853.54	2,514.00
500-2562-6221-5080-00531-1	NONTEACHER RETIREMENT	0.00	1,902.60	1,594.27	2,866.19
500-2562-6221-5100-00531-1	NONTEACHER RETIREMENT	0.00	1,240.80	68.17	2,038.56
500-2561-6221-8400-00531-1	NONTEACHER RETIREMENT	48,294.00	9,939.57	17,269.91	16,563.16
500-2562-6221-8400-00531-1	NONTEACHER RETIREMENT	48,295.00	4,045.57	2,608.13	6,364.33
500-2562-6221-1050-42300-4	NONTEACHER RETIREMENT	0.00	0.00	7,834.00	0.00
500-2562-6221-1075-42300-4	NONTEACHER RETIREMENT	0.00	0.00	4,664.00	0.00
500-2562-6221-3000-42300-4	NONTEACHER RETIREMENT	0.00	0.00	2,591.00	0.00
500-2562-6221-3020-42300-4	NONTEACHER RETIREMENT	0.00	0.00	3,083.00	0.00
500-2562-6221-3040-42300-4	NONTEACHER RETIREMENT	0.00	0.00	2,874.00	0.00
500-2562-6221-3060-42300-4	NONTEACHER RETIREMENT	0.00	0.00	4,062.00	0.00
500-2562-6221-4020-42300-4	NONTEACHER RETIREMENT	0.00	0.00	2,196.00	0.00
500-2562-6221-4060-42300-4	NONTEACHER RETIREMENT	0.00	0.00	2,163.00	0.00
500-2562-6221-4070-42300-4	NONTEACHER RETIREMENT	0.00	0.00	2,153.00	0.00
500-2562-6221-4080-42300-4	NONTEACHER RETIREMENT	0.00	0.00	1,853.00	0.00
500-2562-6221-4090-42300-4	NONTEACHER RETIREMENT	0.00	0.00	1,551.00	0.00
500-2562-6221-5000-42300-4	NONTEACHER RETIREMENT	0.00	0.00	1,839.00	0.00
500-2562-6221-5020-42300-4	NONTEACHER RETIREMENT	0.00	0.00	1,845.00	0.00
500-2562-6221-5040-42300-4	NONTEACHER RETIREMENT	0.00	0.00	1,611.00	0.00
500-2562-6221-5060-42300-4	NONTEACHER RETIREMENT	0.00	0.00	1,824.00	0.00
500-2562-6221-5080-42300-4	NONTEACHER RETIREMENT	0.00	0.00	1,594.00	0.00
500-2562-6221-5100-42300-4	NONTEACHER RETIREMENT	0.00	0.00	2,012.00	0.00



*All Expenditure Accounts FY23*

Account Code	Account Description	Budget Requested	1St Prior Year Actual	2Nd Prior Year Actual	3Rd Prior Year Actual
500-2562-6221-8400-42300-4	NONTEACHER RETIREMENT	0.00	0.00	3,711.00	0.00
600-1411-6221-7500-00615-1	NONTEACHER RETIREMENT	0.00	16.47	13.72	0.00
600-1411-6221-1075-00664-1	NONTEACHER RETIREMENT	0.00	0.00	0.00	7.89
600-1411-6221-1050-00696-1	NONTEACHER RETIREMENT	0.00	0.00	7.89	7.89
700-1421-6221-1050-00700-1	NONTEACHER RETIREMENT	0.00	54.88	24.36	46.31
700-1421-6221-1075-00700-1	NONTEACHER RETIREMENT	0.00	45.45	4.12	66.20
<b>OBJECT 6221 TOTAL</b>	<b>NONTEACHER RETIREMENT</b>	<b>1,460,000.00</b>	<b>741,123.82</b>	<b>1,197,798.05</b>	<b>1,185,005.86</b>
110-1151-6231-1050-00000-1	SOCIAL SECURITY (FICA)	0.00	127.60	0.00	0.00
110-2112-6231-1050-00000-1	SOCIAL SECURITY (FICA)	0.00	887.76	1,543.10	1,515.85
110-2122-6231-1050-00000-1	SOCIAL SECURITY (FICA)	0.00	2,670.79	4,254.89	4,034.17
110-2211-6231-1050-00000-1	SOCIAL SECURITY (FICA)	0.00	1,305.42	2,045.80	1,894.48
110-2411-6231-1050-00000-1	SOCIAL SECURITY (FICA)	0.00	7,211.14	12,416.66	12,276.39
110-2546-6231-1050-00000-1	SOCIAL SECURITY (FICA)	0.00	1,081.31	1,880.27	0.00
110-1151-6231-1075-00000-1	SOCIAL SECURITY (FICA)	0.00	182.99	0.00	338.23
110-2112-6231-1075-00000-1	SOCIAL SECURITY (FICA)	0.00	1,018.18	1,827.96	1,783.06
110-2122-6231-1075-00000-1	SOCIAL SECURITY (FICA)	0.00	2,519.83	4,890.91	4,372.13
110-2211-6231-1075-00000-1	SOCIAL SECURITY (FICA)	0.00	1,444.48	2,292.94	2,122.25
110-2411-6231-1075-00000-1	SOCIAL SECURITY (FICA)	0.00	7,906.83	13,155.41	12,797.66
110-2546-6231-1075-00000-1	SOCIAL SECURITY (FICA)	0.00	1,043.18	1,821.78	0.00
110-2649-6231-1075-00000-1	SOCIAL SECURITY (FICA)	0.00	0.00	12.40	12.40
110-1131-6231-3000-00000-1	SOCIAL SECURITY (FICA)	0.00	315.34	470.54	424.26
110-2113-6231-3000-00000-1	SOCIAL SECURITY (FICA)	0.00	1,940.64	3,729.19	0.00
110-2411-6231-3000-00000-1	SOCIAL SECURITY (FICA)	0.00	3,136.57	5,357.05	5,216.31
110-1131-6231-3020-00000-1	SOCIAL SECURITY (FICA)	0.00	208.18	299.09	493.66
110-2411-6231-3020-00000-1	SOCIAL SECURITY (FICA)	0.00	2,694.94	4,021.86	3,984.44
110-1131-6231-3040-00000-1	SOCIAL SECURITY (FICA)	0.00	239.50	359.06	370.61
110-2411-6231-3040-00000-1	SOCIAL SECURITY (FICA)	0.00	2,905.84	4,926.82	4,879.96
110-1131-6231-3060-00000-1	SOCIAL SECURITY	0.00	259.41	506.16	419.00
110-2411-6231-3060-00000-1	SOCIAL SECURITY	0.00	2,880.50	4,622.87	4,776.95
110-1111-6231-4020-00000-1	SOCIAL SECURITY (FICA)	0.00	948.16	1,588.86	1,569.22
110-2411-6231-4020-00000-1	SOCIAL SECURITY (FICA)	0.00	2,349.79	3,906.63	3,467.40
110-1111-6231-4060-00000-1	SOCIAL SECURITY (FICA)	0.00	1,281.30	1,596.71	1,628.30
110-2411-6231-4060-00000-1	SOCIAL SECURITY (FICA)	0.00	2,204.31	3,696.44	3,522.10
110-1111-6231-4070-00000-1	SOCIAL SECURITY (FICA)	0.00	1,080.86	1,890.33	1,511.22
110-2411-6231-4070-00000-1	SOCIAL SECURITY (FICA)	0.00	2,193.06	3,882.04	3,737.57
110-1111-6231-4080-00000-1	SOCIAL SECURITY (FICA)	0.00	986.06	1,629.75	1,300.30
110-2411-6231-4080-00000-1	SOCIAL SECURITY (FICA)	0.00	2,444.47	4,143.47	4,100.29
110-1111-6231-4090-00000-1	SOCIAL SECURITY (FICA)	0.00	930.96	1,358.44	1,648.15
110-2411-6231-4090-00000-1	SOCIAL SECURITY (FICA)	0.00	2,386.40	4,041.45	3,972.24
110-1111-6231-5000-00000-1	SOCIAL SECURITY (FICA)	0.00	1,121.82	2,098.79	1,541.56
110-2411-6231-5000-00000-1	SOCIAL SECURITY (FICA)	0.00	2,139.35	3,292.14	3,486.00
110-1111-6231-5020-00000-1	SOCIAL SECURITY (FICA)	0.00	943.67	1,541.63	1,463.34
110-2411-6231-5020-00000-1	SOCIAL SECURITY (FICA)	0.00	1,999.60	3,260.14	3,314.26

*All Expenditure Accounts FY23*

Account Code	Account Description	Budget Requested	1St Prior Year Actual	2Nd Prior Year Actual	3Rd Prior Year Actual
110-1111-6231-5040-00000-1	SOCIAL SECURITY (FICA)	0.00	952.08	1,358.05	1,450.29
110-2411-6231-5040-00000-1	SOCIAL SECURITY (FICA)	0.00	1,864.73	3,145.94	3,428.30
110-1111-6231-5060-00000-1	SOCIAL SECURITY (FICA)	0.00	1,098.24	1,186.99	1,912.50
110-2411-6231-5060-00000-1	SOCIAL SECURITY (FICA)	0.00	2,087.29	3,356.83	4,006.86
110-1111-6231-5080-00000-1	SOCIAL SECURITY (FICA)	0.00	596.60	896.55	1,046.13
110-2411-6231-5080-00000-1	SOCIAL SECURITY (FICA)	0.00	2,309.71	3,858.24	3,770.99
110-1111-6231-5100-00000-1	SOCIAL SECURITY (FICA)	0.00	897.41	1,650.43	1,423.10
110-2411-6231-5100-00000-1	SOCIAL SECURITY (FICA)	0.00	2,387.06	3,968.50	3,906.86
110-3512-6231-7500-00000-1	SOCIAL SECURITY (FICA)	0.00	177.62	502.69	499.15
110-2329-6231-8000-00000-1	SOCIAL SECURITY (FICA)	0.00	1,319.83	2,480.60	0.00
110-2521-6231-8000-00000-1	SOCIAL SECURITY (FICA)	1,154,351.00	0.00	0.00	0.00
110-2542-6231-8300-00000-1	SOCIAL SECURITY (FICA)	0.00	1,137.39	1,650.68	0.00
110-1151-6231-1050-00041-1	SOCIAL SECURITY (FICA)	0.00	864.32	995.72	931.12
110-1151-6231-1075-00041-1	SOCIAL SECURITY (FICA)	0.00	1,585.04	1,625.64	1,965.43
110-1151-6231-1050-00042-1	SOCIAL SECURITY (FICA)	0.00	1,232.96	1,091.20	1,571.53
110-1151-6231-1075-00042-1	SOCIAL SECURITY (FICA)	0.00	1,547.60	1,377.64	1,359.59
110-1151-6231-1050-00043-1	SOCIAL SECURITY (FICA)	0.00	0.00	758.88	584.80
110-1151-6231-1075-00043-1	SOCIAL SECURITY (FICA)	0.00	0.00	658.44	633.48
110-1411-6231-1050-00044-1	SOCIAL SECURITY (FICA)	0.00	63.55	0.00	0.00
110-1411-6231-4020-00044-1	SOCIAL SECURITY (FICA)	0.00	12.40	37.20	12.22
110-1411-6231-4060-00044-1	SOCIAL SECURITY (FICA)	0.00	19.07	37.20	36.58
110-1411-6231-5000-00044-1	SOCIAL SECURITY (FICA)	0.00	0.00	12.40	0.00
110-1411-6231-5080-00044-1	SOCIAL SECURITY (FICA)	0.00	19.07	24.80	0.00
110-2213-6231-7500-00047-1	SOCIAL SECURITY (FICA)	0.00	0.00	0.00	18.30
110-1131-6231-3000-00065-1	SOCIAL SECURITY (FICA)	0.00	0.00	12.40	0.00
110-1271-6231-4060-00310-1	SOCIAL SECURITY (FICA)	0.00	26.41	27.69	33.49
110-2329-6231-8000-00310-1	SOCIAL SECURITY (FICA)	0.00	3,336.55	4,898.56	4,918.86
110-1193-6231-1050-00318-1	SOCIAL SECURITY (FICA)	0.00	1,100.54	1,920.58	1,863.40
110-1193-6231-1075-00318-1	SOCIAL SECURITY (FICA)	0.00	1,100.51	1,920.56	1,863.16
110-2542-6231-8100-00318-1	SOCIAL SECURITY (FICA)	0.00	712.05	856.71	1,094.55
110-2649-6231-8100-00318-1	SOCIAL SECURITY (FICA)	0.00	0.00	6.20	6.20
110-2212-6231-3020-00331-1	SOCIAL SECURITY (FICA)	0.00	0.00	0.00	4.65
110-2649-6231-3020-00331-1	SOCIAL SECURITY (FICA)	0.00	0.00	0.00	6.20
110-2649-6231-3040-00331-1	SOCIAL SECURITY (FICA)	0.00	0.00	6.20	0.00
110-2649-6231-5080-00331-1	SOCIAL SECURITY (FICA)	0.00	0.00	6.20	0.00
110-2329-6231-8000-00331-1	SOCIAL SECURITY (FICA)	0.00	3,453.83	5,597.46	5,611.31
110-2649-6231-8000-00331-1	SOCIAL SECURITY (FICA)	0.00	0.00	6.20	6.20
110-2212-6231-4020-00332-1	SOCIAL SECURITY (FICA)	0.00	0.00	0.00	10.08
110-2212-6231-4020-00333-1	SOCIAL SECURITY (FICA)	0.00	0.00	16.12	0.00
110-2329-6231-8400-00333-1	SOCIAL SECURITY (FICA)	0.00	1,125.69	1,384.14	1,867.97
110-1151-6231-1050-00334-1	SOCIAL SECURITY (FICA)	0.00	91.71	0.00	473.03
110-1131-6231-3020-00334-1	SOCIAL SECURITY (FICA)	0.00	366.42	654.72	703.08
110-1131-6231-3040-00334-1	SOCIAL SECURITY (FICA)	0.00	408.27	358.98	0.00

*All Expenditure Accounts FY23*

Account Code	Account Description	Budget Requested	1St Prior Year Actual	2Nd Prior Year Actual	3Rd Prior Year Actual
110-2212-6231-3020-00335-1	SOCIAL SECURITY (FICA)	0.00	0.00	0.00	9.30
110-2644-6231-8000-00335-1	SOCIAL SECURITY (FICA)	0.00	5.02	0.00	0.00
110-2329-6231-8400-00336-1	SOCIAL SECURITY (FICA)	0.00	1,579.69	2,316.60	2,653.69
110-2134-6231-1050-00518-1	SOCIAL SECURITY (FICA)	0.00	2,776.79	5,258.50	4,931.83
110-2134-6231-1075-00518-1	SOCIAL SECURITY (FICA)	0.00	2,064.26	4,037.59	3,881.55
110-2649-6231-1075-00518-1	SOCIAL SECURITY (FICA)	0.00	0.00	12.40	0.00
110-2134-6231-3000-00518-1	SOCIAL SECURITY (FICA)	0.00	1,422.76	2,209.33	2,070.91
110-2649-6231-3000-00518-1	SOCIAL SECURITY (FICA)	0.00	6.20	6.20	0.00
110-2134-6231-3020-00518-1	SOCIAL SECURITY (FICA)	0.00	1,435.09	2,643.44	2,413.27
110-2649-6231-3020-00518-1	SOCIAL SECURITY (FICA)	0.00	12.40	24.80	0.00
110-2134-6231-3040-00518-1	SOCIAL SECURITY (FICA)	0.00	1,463.74	3,437.61	3,488.35
110-2134-6231-3060-00518-1	SOCIAL SECURITY (FICA)	0.00	1,994.54	3,392.72	3,163.50
110-2649-6231-3060-00518-1	SOCIAL SECURITY (FICA)	0.00	6.20	0.00	0.00
110-2134-6231-4020-00518-1	SOCIAL SECURITY (FICA)	0.00	1,890.60	3,366.15	3,062.25
110-2649-6231-4020-00518-1	SOCIAL SECURITY (FICA)	0.00	6.20	12.40	0.00
110-2134-6231-4060-00518-1	SOCIAL SECURITY (FICA)	0.00	1,588.46	2,918.60	3,805.99
110-2649-6231-4060-00518-1	SOCIAL SECURITY (FICA)	0.00	6.20	12.40	0.00
110-2134-6231-4070-00518-1	SOCIAL SECURITY (FICA)	0.00	1,687.49	2,927.11	2,729.29
110-2134-6231-4080-00518-1	SOCIAL SECURITY (FICA)	0.00	1,866.95	3,518.24	3,022.38
110-2649-6231-4080-00518-1	SOCIAL SECURITY (FICA)	0.00	6.20	0.00	0.00
110-2134-6231-4090-00518-1	SOCIAL SECURITY (FICA)	0.00	1,882.30	3,220.46	3,128.24
110-2649-6231-4090-00518-1	SOCIAL SECURITY (FICA)	0.00	6.20	24.80	0.00
110-2134-6231-5000-00518-1	SOCIAL SECURITY (FICA)	0.00	1,557.79	2,880.36	2,696.26
110-2649-6231-5000-00518-1	SOCIAL SECURITY (FICA)	0.00	12.40	18.60	0.00
110-2134-6231-5020-00518-1	SOCIAL SECURITY (FICA)	0.00	1,619.23	3,008.17	2,771.89
110-2649-6231-5020-00518-1	SOCIAL SECURITY (FICA)	0.00	6.20	12.40	0.00
110-2134-6231-5040-00518-1	SOCIAL SECURITY (FICA)	0.00	1,516.14	3,696.85	3,131.84
110-2649-6231-5040-00518-1	SOCIAL SECURITY (FICA)	0.00	0.00	12.40	0.00
110-2134-6231-5060-00518-1	SOCIAL SECURITY (FICA)	0.00	1,496.92	3,353.62	3,117.21
110-2649-6231-5060-00518-1	SOCIAL SECURITY (FICA)	0.00	6.20	6.20	0.00
110-2134-6231-5080-00518-1	SOCIAL SECURITY (FICA)	0.00	1,832.68	3,245.38	2,815.20
110-2649-6231-5080-00518-1	SOCIAL SECURITY (FICA)	0.00	0.00	6.20	0.00
110-2134-6231-5100-00518-1	SOCIAL SECURITY (FICA)	0.00	1,706.25	3,089.50	2,854.74
110-2649-6231-5100-00518-1	SOCIAL SECURITY (FICA)	0.00	12.40	18.60	0.00
110-2134-6231-7500-00518-1	SOCIAL SECURITY (FICA)	0.00	191.30	357.40	746.65
110-2649-6231-8100-00518-1	SOCIAL SECURITY (FICA)	0.00	0.00	6.20	0.00
110-2321-6231-8000-00522-1	SOCIAL SECURITY (FICA)	0.00	2,291.63	5,311.78	4,087.32
110-1151-6231-1050-00523-1	SOCIAL SECURITY (FICA)	0.00	308.70	606.27	303.16
110-1151-6231-1075-00523-1	SOCIAL SECURITY (FICA)	0.00	308.38	661.78	302.74
110-2641-6231-8000-00523-1	SOCIAL SECURITY (FICA)	0.00	12,501.10	18,944.98	18,477.70
110-2649-6231-8000-00523-1	SOCIAL SECURITY (FICA)	0.00	0.00	0.00	6.20
110-2546-6231-1075-00524-1	SOCIAL SECURITY (FICA)	0.00	0.00	6.20	6.20
110-2521-6231-8000-00524-1	SOCIAL SECURITY (FICA)	0.00	24,565.80	38,941.41	37,693.11

*All Expenditure Accounts FY23*

Account Code	Account Description	Budget Requested	1St Prior Year Actual	2Nd Prior Year Actual	3Rd Prior Year Actual
110-2527-6231-8000-00524-1	SOCIAL SECURITY (FICA)	0.00	1,521.48	1,812.02	1,386.33
110-2546-6231-8000-00524-1	SOCIAL SECURITY (FICA)	0.00	0.00	0.00	3,610.33
110-2649-6231-8000-00524-1	SOCIAL SECURITY (FICA)	0.00	0.00	18.60	0.00
110-2546-6231-8000-00526-1	SOCIAL SECURITY (FICA)	0.00	4,371.55	1,945.56	5,083.38
110-2331-6231-8100-00530-1	SOCIAL SECURITY (FICA)	0.00	32,082.33	51,739.90	49,478.52
110-2649-6231-8100-00530-1	SOCIAL SECURITY (FICA)	0.00	0.00	6.29	0.00
110-2631-6231-8000-00533-1	SOCIAL SECURITY (FICA)	0.00	8,301.27	12,616.12	11,213.53
110-2649-6231-8000-00533-1	SOCIAL SECURITY (FICA)	0.00	0.00	6.20	6.20
110-3111-6231-8000-00534-1	SOCIAL SECURITY (FICA)	0.00	0.00	-7.44	2,321.58
110-3211-6231-8100-00534-1	SOCIAL SECURITY (FICA)	0.00	272.57	223.20	480.25
110-3211-6231-8300-00534-1	SOCIAL SECURITY (FICA)	2,542.00	1,231.21	508.69	3,613.17
110-2545-6231-8200-00541-3	SOCIAL SECURITY (FICA)	0.00	140.22	236.03	225.78
110-2552-6231-8200-00541-3	SOCIAL SECURITY (FICA)	0.00	67,317.17	107,071.30	109,533.58
110-2554-6231-8200-00543-3	SOCIAL SECURITY (FICA) - SSD	0.00	21,587.41	38,103.16	34,899.62
110-2541-6231-8400-00550-1	SOCIAL SECURITY (FICA)	0.00	10,784.96	16,838.89	16,135.96
110-2542-6231-8400-00550-1	SOCIAL SECURITY (FICA)	0.00	50,697.67	73,902.16	71,366.23
110-2543-6231-8400-00550-1	SOCIAL SECURITY (FICA)	0.00	5,469.03	7,913.09	9,309.62
110-2649-6231-8400-00550-1	SOCIAL SECURITY (FICA)	0.00	0.00	50.50	43.40
110-2542-6231-1050-00560-1	SOCIAL SECURITY (FICA)	0.00	14,944.74	27,257.80	27,643.15
110-2649-6231-1050-00560-1	SOCIAL SECURITY (FICA)	0.00	0.00	6.20	12.40
110-2542-6231-1075-00560-1	SOCIAL SECURITY (FICA)	0.00	18,528.07	28,990.87	28,482.24
110-2649-6231-1075-00560-1	SOCIAL SECURITY (FICA)	0.00	0.00	0.00	18.60
110-2542-6231-3000-00560-1	SOCIAL SECURITY (FICA)	0.00	6,344.50	10,229.97	10,088.41
110-2649-6231-3000-00560-1	SOCIAL SECURITY (FICA)	0.00	0.00	12.40	6.20
110-2542-6231-3020-00560-1	SOCIAL SECURITY (FICA)	0.00	5,275.87	9,045.22	8,602.05
110-2649-6231-3020-00560-1	SOCIAL SECURITY (FICA)	0.00	0.00	0.00	12.40
110-2542-6231-3040-00560-1	SOCIAL SECURITY (FICA)	0.00	7,082.68	10,649.80	10,243.42
110-2649-6231-3040-00560-1	SOCIAL SECURITY (FICA)	0.00	0.00	12.40	12.40
110-2542-6231-3060-00560-1	SOCIAL SECURITY (FICA)	0.00	6,367.81	9,835.79	10,875.30
110-2649-6231-3060-00560-1	SOCIAL SECURITY (FICA)	0.00	0.00	6.20	18.60
110-2542-6231-4020-00560-1	SOCIAL SECURITY (FICA)	0.00	4,433.39	6,899.72	6,613.42
110-2649-6231-4020-00560-1	SOCIAL SECURITY (FICA)	0.00	0.00	6.20	6.20
110-2542-6231-4060-00560-1	SOCIAL SECURITY (FICA)	0.00	3,757.10	7,422.87	7,419.72
110-2542-6231-4070-00560-1	SOCIAL SECURITY (FICA)	0.00	4,775.08	7,307.54	7,586.31
110-2649-6231-4070-00560-1	SOCIAL SECURITY (FICA)	0.00	0.00	6.20	6.20
110-2542-6231-4080-00560-1	SOCIAL SECURITY (FICA)	0.00	3,897.26	5,855.18	5,782.25
110-2542-6231-4090-00560-1	SOCIAL SECURITY (FICA)	0.00	3,938.64	5,848.74	5,668.57
110-2649-6231-4090-00560-1	SOCIAL SECURITY (FICA)	0.00	0.00	6.20	6.20
110-2542-6231-5000-00560-1	SOCIAL SECURITY (FICA)	0.00	3,190.74	5,000.37	4,640.68
110-2649-6231-5000-00560-1	SOCIAL SECURITY (FICA)	0.00	0.00	0.00	6.20
110-2542-6231-5020-00560-1	SOCIAL SECURITY (FICA)	0.00	4,920.19	7,377.59	7,140.25
110-2649-6231-5020-00560-1	SOCIAL SECURITY (FICA)	0.00	0.00	18.60	0.00
110-2542-6231-5040-00560-1	SOCIAL SECURITY (FICA)	0.00	4,557.63	8,159.56	7,811.15

*All Expenditure Accounts FY23*

Account Code	Account Description	Budget Requested	1St Prior Year Actual	2Nd Prior Year Actual	3Rd Prior Year Actual
110-2649-6231-5040-00560-1	SOCIAL SECURITY (FICA)	0.00	0.00	0.00	6.20
110-2542-6231-5060-00560-1	SOCIAL SECURITY (FICA)	0.00	4,719.51	7,447.14	7,136.52
110-2649-6231-5060-00560-1	SOCIAL SECURITY (FICA)	0.00	0.00	12.40	12.40
110-2542-6231-5080-00560-1	SOCIAL SECURITY (FICA)	0.00	2,784.54	4,157.24	4,138.57
110-2542-6231-5100-00560-1	SOCIAL SECURITY (FICA)	0.00	4,773.84	7,167.58	6,918.64
110-2649-6231-5100-00560-1	SOCIAL SECURITY (FICA)	0.00	0.00	6.20	6.20
110-2542-6231-8000-00560-1	SOCIAL SECURITY (FICA)	0.00	1,653.41	2,454.96	2,402.17
110-2649-6231-8000-00560-1	SOCIAL SECURITY (FICA)	0.00	0.00	6.20	6.20
110-2541-6231-8400-00560-1	SOCIAL SECURITY (FICA)	0.00	1,616.13	2,562.08	2,498.89
110-2542-6231-8400-00560-1	SOCIAL SECURITY (FICA)	0.00	10,106.40	13,101.81	14,788.21
110-2649-6231-8400-00560-1	SOCIAL SECURITY (FICA)	0.00	0.00	12.40	6.20
110-1191-6231-1050-01191-1	SOCIAL SECURITY (FICA)	0.00	172.21	0.00	262.88
110-1191-6231-1075-01191-1	SOCIAL SECURITY (FICA)	0.00	462.23	311.06	0.00
110-1191-6231-3020-01191-1	SOCIAL SECURITY (FICA)	0.00	0.00	0.00	22.21
110-1191-6231-3060-01191-1	SOCIAL SECURITY (FICA)	0.00	854.51	419.35	337.26
110-1191-6231-4060-01191-1	SOCIAL SECURITY (FICA)	0.00	1,686.98	574.36	0.00
110-1191-6231-4070-01191-1	SOCIAL SECURITY (FICA)	0.00	0.00	0.00	220.93
110-1191-6231-4080-01191-1	SOCIAL SECURITY (FICA)	0.00	0.00	0.00	289.78
110-1191-6231-5040-01191-1	SOCIAL SECURITY (FICA)	0.00	0.00	115.01	449.99
110-1191-6231-5060-01191-1	SOCIAL SECURITY (FICA)	0.00	1,194.39	503.92	0.00
110-1191-6231-5100-01191-1	SOCIAL SECURITY (FICA)	0.00	1,255.96	424.66	0.00
110-1281-6231-7500-12810-3	SOCIAL SECURITY (FICA)	0.00	32,999.82	57,032.35	52,825.61
110-2559-6231-8200-12810-3	SOCIAL SECURITY (FICA) - EC	0.00	7,825.77	13,380.94	15,339.05
110-3511-6231-7500-32400-3	SOCIAL SECURITY (FICA)	0.00	1,960.74	3,525.04	11,675.62
110-3812-6231-4070-42200-4	SOCIAL SECURITY (FICA)	0.00	25.42	0.00	0.00
110-2558-6231-8200-42200-4	SOCIAL SECURITY (FICA)	0.00	197.99	0.00	0.00
110-2291-6231-4020-46100-4	SOCIAL SECURITY (FICA)	0.00	0.00	0.00	36.28
110-1271-6231-3040-46200-4	SOCIAL SECURITY (FICA)	0.00	0.00	0.00	385.35
110-1271-6231-4060-46200-4	SOCIAL SECURITY (FICA)	0.00	1,491.70	2,553.11	1,886.20
110-1271-6231-5040-46200-4	SOCIAL SECURITY (FICA)	0.00	0.00	0.00	385.33
110-1271-6231-8000-46200-4	SOCIAL SECURITY (FICA)	2,700.00	0.00	0.00	0.00
110-1271-6231-4060-46201-4	SOCIAL SECURITY (FICA)	0.00	0.00	0.00	652.78
120-1151-6231-1050-00000-1	SOCIAL SECURITY (FICA)	0.00	3,300.76	4,170.35	4,188.75
120-1151-6231-1075-00000-1	SOCIAL SECURITY (FICA)	0.00	3,946.59	5,115.18	3,440.65
120-2411-6231-1075-00000-1	SOCIAL SECURITY (FICA)	0.00	173.60	0.00	0.00
120-1131-6231-3000-00000-1	SOCIAL SECURITY (FICA)	0.00	1,177.30	2,849.12	2,302.73
120-1131-6231-3020-00000-1	SOCIAL SECURITY (FICA)	0.00	1,423.95	1,702.12	1,274.41
120-1131-6231-3040-00000-1	SOCIAL SECURITY (FICA)	0.00	2,620.53	2,953.00	1,513.12
120-1131-6231-3060-00000-1	SOCIAL SECURITY (FICA)	0.00	1,072.79	1,762.87	2,027.21
120-1111-6231-4020-00000-1	SOCIAL SECURITY (FICA)	0.00	444.24	573.78	851.76
120-1195-6231-4020-00000-1	SOCIAL SECURITY (FICA)	0.00	15.81	0.00	0.00
120-1111-6231-4060-00000-1	SOCIAL SECURITY (FICA)	0.00	663.19	3,071.81	2,250.03
120-1195-6231-4060-00000-1	SOCIAL SECURITY (FICA)	0.00	20.55	0.00	0.00

*All Expenditure Accounts FY23*

Account Code	Account Description	Budget Requested	1St Prior Year Actual	2Nd Prior Year Actual	3Rd Prior Year Actual
120-1111-6231-4070-00000-1	SOCIAL SECURITY (FICA)	0.00	1,107.23	1,972.15	2,830.76
120-1195-6231-4070-00000-1	SOCIAL SECURITY (FICA)	0.00	16.77	0.00	0.00
120-1111-6231-4080-00000-1	SOCIAL SECURITY (FICA)	0.00	1,711.82	1,296.80	2,201.71
120-1195-6231-4080-00000-1	SOCIAL SECURITY (FICA)	0.00	15.81	0.00	0.00
120-1111-6231-4090-00000-1	SOCIAL SECURITY (FICA)	0.00	592.11	1,324.16	1,051.91
120-1195-6231-4090-00000-1	SOCIAL SECURITY (FICA)	0.00	14.88	0.00	0.00
120-1111-6231-5000-00000-1	SOCIAL SECURITY (FICA)	0.00	438.42	1,261.24	468.70
120-1195-6231-5000-00000-1	SOCIAL SECURITY (FICA)	0.00	15.80	0.00	0.00
120-1111-6231-5020-00000-1	SOCIAL SECURITY (FICA)	0.00	1,043.31	1,201.06	680.23
120-1195-6231-5020-00000-1	SOCIAL SECURITY (FICA)	0.00	16.77	0.00	0.00
120-1111-6231-5040-00000-1	SOCIAL SECURITY (FICA)	0.00	1,411.74	2,431.50	1,318.20
120-1195-6231-5040-00000-1	SOCIAL SECURITY (FICA)	0.00	15.80	0.00	0.00
120-1111-6231-5060-00000-1	SOCIAL SECURITY (FICA)	0.00	1,409.41	396.96	826.70
120-1195-6231-5060-00000-1	SOCIAL SECURITY (FICA)	0.00	21.38	0.00	0.00
120-1111-6231-5080-00000-1	SOCIAL SECURITY (FICA)	0.00	310.67	720.90	704.92
120-1195-6231-5080-00000-1	SOCIAL SECURITY (FICA)	0.00	6.60	0.00	0.00
120-1111-6231-5100-00000-1	SOCIAL SECURITY (FICA)	0.00	1,183.24	2,001.52	974.42
120-1195-6231-5100-00000-1	SOCIAL SECURITY (FICA)	0.00	9.43	0.00	0.00
120-2649-6231-7500-00000-1	SOCIAL SECURITY (FICA)	0.00	0.00	0.00	6.20
120-3512-6231-7500-00000-1	SOCIAL SECURITY (FICA)	0.00	0.00	0.00	7.06
120-2649-6231-8000-00000-1	SOCIAL SECURITY (FICA)	0.00	0.00	0.00	6.20
120-1151-6231-1050-00041-1	SOCIAL SECURITY (FICA)	0.00	813.48	372.00	536.04
120-1151-6231-1075-00041-1	SOCIAL SECURITY (FICA)	0.00	471.28	245.52	172.71
120-1151-6231-1050-00042-1	SOCIAL SECURITY (FICA)	0.00	101.68	0.00	0.00
120-1151-6231-1075-00042-1	SOCIAL SECURITY (FICA)	0.00	203.36	0.00	219.28
120-1151-6231-1050-00043-1	SOCIAL SECURITY (FICA)	0.00	0.00	347.21	0.00
120-1151-6231-1075-00043-1	SOCIAL SECURITY (FICA)	0.00	0.00	331.08	179.12
120-1411-6231-1050-00044-1	SOCIAL SECURITY (FICA)	0.00	63.55	124.00	121.84
120-1411-6231-4070-00044-1	SOCIAL SECURITY (FICA)	0.00	31.79	37.20	12.21
120-1411-6231-4080-00044-1	SOCIAL SECURITY (FICA)	0.00	12.71	0.00	0.00
120-1411-6231-5040-00044-1	SOCIAL SECURITY (FICA)	0.00	6.36	0.00	0.00
120-1411-6231-5060-00044-1	SOCIAL SECURITY (FICA)	0.00	12.71	0.00	0.00
120-1411-6231-5080-00044-1	SOCIAL SECURITY (FICA)	0.00	25.42	0.00	24.36
120-1411-6231-5100-00044-1	SOCIAL SECURITY (FICA)	0.00	6.36	0.00	12.22
120-1491-6231-3060-00046-1	SOCIAL SECURITY (FICA)	0.00	0.00	0.00	3.15
120-1491-6231-4020-00046-1	SOCIAL SECURITY (FICA)	0.00	95.33	198.40	146.20
120-1491-6231-4060-00046-1	SOCIAL SECURITY (FICA)	0.00	0.00	0.00	146.20
120-1491-6231-4080-00046-1	SOCIAL SECURITY (FICA)	0.00	114.39	0.00	0.00
120-1491-6231-4090-00046-1	SOCIAL SECURITY (FICA)	0.00	57.20	161.20	146.20
120-1491-6231-5020-00046-1	SOCIAL SECURITY (FICA)	0.00	38.13	0.00	0.00
120-1491-6231-5040-00046-1	SOCIAL SECURITY (FICA)	0.00	101.68	0.00	121.90
120-1491-6231-5060-00046-1	SOCIAL SECURITY (FICA)	0.00	76.26	0.00	146.20
120-1491-6231-5100-00046-1	SOCIAL SECURITY (FICA)	0.00	63.55	0.00	146.20

*All Expenditure Accounts FY23*

Account Code	Account Description	Budget Requested	1St Prior Year Actual	2Nd Prior Year Actual	3Rd Prior Year Actual
120-1151-6231-1050-00064-1	SOCIAL SECURITY (FICA)	0.00	1,041.78	1,259.70	1,695.59
120-1151-6231-1075-00064-1	SOCIAL SECURITY (FICA)	0.00	1,052.94	1,837.35	1,882.94
120-1151-6231-1050-00065-1	SOCIAL SECURITY (FICA)	0.00	0.00	1.55	0.00
120-1151-6231-1075-00065-1	SOCIAL SECURITY (FICA)	0.00	0.00	3.72	2.98
120-1131-6231-3020-00065-1	SOCIAL SECURITY (FICA)	0.00	0.00	1.24	0.00
120-1131-6231-3040-00065-1	SOCIAL SECURITY (FICA)	0.00	20.15	8.68	0.00
120-1131-6231-3060-00065-1	SOCIAL SECURITY (FICA)	0.00	0.00	0.00	1.98
120-1111-6231-4070-00065-1	SOCIAL SECURITY (FICA)	0.00	44.95	0.00	3.47
120-1111-6231-4080-00065-1	SOCIAL SECURITY (FICA)	0.00	0.00	0.00	1.98
120-1111-6231-4090-00065-1	SOCIAL SECURITY (FICA)	0.00	0.00	0.00	10.91
120-1111-6231-5040-00065-1	SOCIAL SECURITY (FICA)	0.00	0.00	4.34	0.00
120-1111-6231-5060-00065-1	SOCIAL SECURITY (FICA)	0.00	4.65	0.00	0.00
120-1111-6231-5100-00065-1	SOCIAL SECURITY (FICA)	0.00	0.00	0.62	3.47
120-1211-6231-3060-00316-1	SOCIAL SECURITY (FICA)	0.00	0.00	0.00	2.98
120-1193-6231-1050-00318-1	SOCIAL SECURITY (FICA)	0.00	51.21	38.73	55.07
120-1193-6231-1075-00318-1	SOCIAL SECURITY (FICA)	0.00	51.20	72.04	55.11
120-1251-6231-4020-00331-1	SOCIAL SECURITY (FICA)	0.00	7.53	0.00	0.00
120-2212-6231-7500-00332-1	SOCIAL SECURITY (FICA)	0.00	0.00	3.22	0.00
120-2212-6231-3020-00333-1	SOCIAL SECURITY (FICA)	0.00	0.00	6.45	0.00
120-1131-6231-3040-00334-1	SOCIAL SECURITY (FICA)	0.00	0.00	0.00	695.64
120-2214-6231-1050-00335-3	SOCIAL SECURITY (FICA)	0.00	0.00	0.00	1,249.13
120-2214-6231-1075-00335-3	SOCIAL SECURITY (FICA)	0.00	0.00	0.00	1,005.67
120-2214-6231-3000-00335-3	SOCIAL SECURITY (FICA)	0.00	0.00	21.39	640.45
120-2214-6231-3020-00335-3	SOCIAL SECURITY (FICA)	0.00	0.00	10.68	624.08
120-2214-6231-3040-00335-3	SOCIAL SECURITY (FICA)	0.00	0.00	0.00	483.36
120-2214-6231-3060-00335-3	SOCIAL SECURITY (FICA)	0.00	0.00	7.12	835.08
120-2214-6231-4020-00335-3	SOCIAL SECURITY (FICA)	0.00	0.00	11.90	374.99
120-2214-6231-4060-00335-3	SOCIAL SECURITY (FICA)	0.00	0.00	0.00	354.87
120-2214-6231-4070-00335-3	SOCIAL SECURITY (FICA)	0.00	0.00	0.00	435.31
120-2214-6231-4080-00335-3	SOCIAL SECURITY (FICA)	0.00	0.00	0.00	376.16
120-2214-6231-4090-00335-3	SOCIAL SECURITY (FICA)	0.00	0.00	0.00	314.89
120-2214-6231-5000-00335-3	SOCIAL SECURITY (FICA)	0.00	0.00	0.00	312.62
120-2214-6231-5020-00335-3	SOCIAL SECURITY (FICA)	0.00	0.00	0.00	217.91
120-2214-6231-5040-00335-3	SOCIAL SECURITY (FICA)	0.00	0.00	0.00	345.87
120-2214-6231-5060-00335-3	SOCIAL SECURITY (FICA)	0.00	0.00	0.00	437.14
120-2214-6231-5080-00335-3	SOCIAL SECURITY (FICA)	0.00	0.00	0.00	331.74
120-2214-6231-5100-00335-3	SOCIAL SECURITY (FICA)	0.00	0.00	0.00	357.78
120-2214-6231-8000-00335-3	SOCIAL SECURITY (FICA)	13,330.00	2,880.32	0.00	0.00
120-2521-6231-8000-00523-1	SOCIAL SECURITY (FICA)	0.00	2,931.60	0.00	0.00
120-3211-6231-8100-00534-1	SOCIAL SECURITY (FICA)	0.00	698.30	123.26	687.46
120-1131-6231-3000-00619-1	SOCIAL SECURITY (FICA)	0.00	0.00	0.00	11.90
120-1151-6231-1050-00750-1	SOCIAL SECURITY (FICA)	0.00	96.26	82.02	124.95
120-1151-6231-1075-00750-1	SOCIAL SECURITY (FICA)	0.00	210.34	96.25	258.85

All Expenditure Accounts FY23

Account Code	Account Description	Budget Requested	1St Prior Year Actual	2Nd Prior Year Actual	3Rd Prior Year Actual
120-1191-6231-1050-01191-1	SOCIAL SECURITY (FICA)	0.00	0.00	0.00	533.82
120-1191-6231-1075-01191-1	SOCIAL SECURITY (FICA)	0.00	0.00	86.50	0.00
120-1191-6231-3060-01191-1	SOCIAL SECURITY (FICA)	0.00	1,236.44	192.51	181.35
120-1191-6231-4060-01191-1	SOCIAL SECURITY (FICA)	0.00	3,016.40	741.21	0.00
120-1191-6231-4070-01191-1	SOCIAL SECURITY (FICA)	0.00	0.00	0.00	833.28
120-1191-6231-4080-01191-1	SOCIAL SECURITY (FICA)	0.00	0.00	238.08	876.06
120-1191-6231-5040-01191-1	SOCIAL SECURITY (FICA)	0.00	0.00	0.00	714.24
120-1191-6231-5060-01191-1	SOCIAL SECURITY (FICA)	0.00	2,095.49	1,010.91	0.00
120-1191-6231-5100-01191-1	SOCIAL SECURITY (FICA)	0.00	2,975.55	1,064.12	0.00
120-1281-6231-7500-12810-3	SOCIAL SECURITY (FICA)	0.00	6,188.19	10,914.78	11,026.88
120-3511-6231-7500-32400-3	SOCIAL SECURITY (FICA)	0.00	4,428.96	6,932.63	4,590.53
120-3812-6231-3040-42200-4	SOCIAL SECURITY (FICA)	0.00	15.90	0.00	0.00
120-3812-6231-4020-42200-4	SOCIAL SECURITY (FICA)	0.00	68.94	0.00	0.00
120-3812-6231-4070-42200-4	SOCIAL SECURITY (FICA)	0.00	15.90	0.00	0.00
120-3812-6231-4090-42200-4	SOCIAL SECURITY (FICA)	0.00	13.40	0.00	0.00
120-3812-6231-5020-42200-4	SOCIAL SECURITY (FICA)	0.00	38.13	0.00	0.00
120-3812-6231-5060-42200-4	SOCIAL SECURITY (FICA)	0.00	27.77	0.00	0.00
120-3812-6231-5100-42200-4	SOCIAL SECURITY (FICA)	0.00	152.33	0.00	0.00
120-1131-6231-3020-42300-4	SOCIAL SECURITY (FICA) - OMS	0.00	28.52	0.00	0.00
120-1111-6231-4020-42300-4	SOCIAL SECURITY (FICA) - Beasley	0.00	85.56	0.00	0.00
120-1111-6231-4060-42300-4	SOCIAL SECURITY (FICA) - Bierbaum	0.00	21.39	0.00	0.00
120-1111-6231-5080-42300-4	SOCIAL SECURITY (FICA) - MOSAIC	0.00	49.91	0.00	0.00
120-1111-6231-5100-42300-4	SOCIAL SECURITY (FICA)- ESSER II Wohl	0.00	71.30	0.00	0.00
120-1321-6231-1050-42701-4	SOCIAL SECURITY (FICA)	0.00	3.57	0.00	0.00
120-1371-6231-1050-42701-4	SOCIAL SECURITY (FICA)	0.00	42.78	0.00	0.00
120-2213-6231-1050-42701-4	SOCIAL SECURITY (FICA)	0.00	0.00	0.00	23.80
120-1331-6231-1075-42701-4	SOCIAL SECURITY (FICA)	0.00	14.26	0.00	0.00
120-1371-6231-1075-42701-4	SOCIAL SECURITY (FICA)	0.00	7.13	0.00	0.00
120-2213-6231-1075-42701-4	SOCIAL SECURITY (FICA)	0.00	0.00	0.00	29.75
120-1331-6231-3000-42701-4	SOCIAL SECURITY (FICA)	0.00	7.13	0.00	0.00
120-1331-6231-3040-42701-4	SOCIAL SECURITY (FICA)	0.00	7.13	0.00	0.00
120-1331-6231-3060-42701-4	SOCIAL SECURITY (FICA)	0.00	7.13	0.00	0.00
120-2213-6231-8400-42701-4	SOCIAL SECURITY (FICA)	186.00	0.00	0.00	0.00
120-1251-6231-4020-45100-4	SOCIAL SECURITY (FICA)	0.00	409.36	321.78	169.26
120-2213-6231-4020-45100-4	SOCIAL SECURITY (FICA)	0.00	0.00	0.00	11.90
120-1251-6231-4060-45100-4	SOCIAL SECURITY (FICA)	0.00	2,590.94	1,078.49	1,074.77
120-2213-6231-4060-45100-4	SOCIAL SECURITY (FICA)	0.00	135.48	0.00	199.34
120-1251-6231-4080-45100-4	SOCIAL SECURITY (FICA)	0.00	1,157.18	156.86	1,163.74
120-2213-6231-4080-45100-4	SOCIAL SECURITY (FICA)	0.00	64.17	0.00	83.30
120-2213-6231-1050-46200-4	SOCIAL SECURITY (FICA)	0.00	85.56	0.00	232.05
120-2213-6231-1075-46200-4	SOCIAL SECURITY (FICA)	0.00	14.26	0.00	62.48
120-2213-6231-3000-46200-4	SOCIAL SECURITY (FICA)	0.00	85.56	0.00	238.00
120-2213-6231-3020-46200-4	SOCIAL SECURITY (FICA)	0.00	78.43	0.00	35.70



*All Expenditure Accounts FY23*

Account Code	Account Description	Budget Requested	1St Prior Year Actual	2Nd Prior Year Actual	3Rd Prior Year Actual
120-2213-6231-3040-46200-4	SOCIAL SECURITY (FICA)	0.00	71.30	0.00	47.60
120-2213-6231-3060-46200-4	SOCIAL SECURITY (FICA)	0.00	64.17	0.00	65.45
120-2213-6231-4020-46200-4	SOCIAL SECURITY (FICA)	0.00	0.00	0.00	29.75
120-2213-6231-4060-46200-4	SOCIAL SECURITY (FICA)	0.00	0.00	0.00	83.30
120-2213-6231-4070-46200-4	SOCIAL SECURITY (FICA)	0.00	0.00	0.00	29.75
120-2213-6231-4080-46200-4	SOCIAL SECURITY (FICA)	0.00	21.39	0.00	35.70
120-2213-6231-4090-46200-4	SOCIAL SECURITY (FICA)	0.00	14.26	0.00	29.75
120-2213-6231-5000-46200-4	SOCIAL SECURITY (FICA)	0.00	0.00	0.00	17.85
120-2213-6231-5020-46200-4	SOCIAL SECURITY (FICA)	0.00	0.00	0.00	11.90
120-2213-6231-5040-46200-4	SOCIAL SECURITY (FICA)	0.00	0.00	0.00	29.75
120-2213-6231-5060-46200-4	SOCIAL SECURITY (FICA)	0.00	0.00	0.00	29.75
120-2213-6231-5080-46200-4	SOCIAL SECURITY (FICA)	0.00	0.00	0.00	11.90
120-2213-6231-5100-46200-4	SOCIAL SECURITY (FICA)	0.00	21.39	0.00	29.75
500-2562-6231-1050-00531-1	SOCIAL SECURITY (FICA)	0.00	5,772.49	3,873.18	11,563.84
500-2562-6231-1075-00531-1	SOCIAL SECURITY (FICA)	0.00	3,896.73	2,176.31	7,431.56
500-2562-6231-3000-00531-1	SOCIAL SECURITY (FICA)	0.00	2,203.35	1,755.96	3,880.45
500-2562-6231-3020-00531-1	SOCIAL SECURITY (FICA)	0.00	2,758.78	1,844.40	4,106.62
500-2562-6231-3040-00531-1	SOCIAL SECURITY (FICA)	0.00	2,430.40	1,713.04	3,890.21
500-2562-6231-3060-00531-1	SOCIAL SECURITY (FICA)	0.00	3,528.58	2,588.83	5,467.03
500-2562-6231-4020-00531-1	SOCIAL SECURITY (FICA)	0.00	2,237.84	1,013.24	3,394.24
500-2562-6231-4060-00531-1	SOCIAL SECURITY (FICA)	0.00	2,118.96	1,274.81	3,886.14
500-2562-6231-4070-00531-1	SOCIAL SECURITY (FICA)	0.00	1,821.85	1,319.86	3,305.31
500-2562-6231-4080-00531-1	SOCIAL SECURITY (FICA)	0.00	1,878.84	1,115.36	3,152.33
500-2562-6231-4090-00531-1	SOCIAL SECURITY (FICA)	0.00	1,613.51	1,004.21	2,376.76
500-2562-6231-5000-00531-1	SOCIAL SECURITY (FICA)	0.00	1,646.55	1,196.02	2,924.42
500-2562-6231-5020-00531-1	SOCIAL SECURITY (FICA)	0.00	1,806.33	1,192.44	3,909.96
500-2562-6231-5040-00531-1	SOCIAL SECURITY (FICA)	0.00	1,325.76	969.91	2,285.13
500-2562-6231-5060-00531-1	SOCIAL SECURITY (FICA)	0.00	1,760.69	1,208.78	3,102.41
500-2562-6231-5080-00531-1	SOCIAL SECURITY (FICA)	0.00	1,367.87	971.02	2,310.39
500-2562-6231-5100-00531-1	SOCIAL SECURITY (FICA)	0.00	1,943.31	1,302.93	2,973.16
500-2561-6231-8400-00531-1	SOCIAL SECURITY (FICA)	0.00	7,850.96	15,988.70	13,006.43
500-2562-6231-8400-00531-1	SOCIAL SECURITY (FICA)	109,891.00	4,074.02	2,357.60	5,650.62
500-2562-6231-8100-00550-1	SOCIAL SECURITY (FICA)	0.00	0.00	0.03	0.00
500-2562-6231-1050-42300-4	SOCIAL SECURITY (FICA)	0.00	0.00	7,009.00	0.00
500-2562-6231-1075-42300-4	SOCIAL SECURITY (FICA)	0.00	0.00	4,215.00	0.00
500-2562-6231-3000-42300-4	SOCIAL SECURITY (FICA)	0.00	0.00	2,342.00	0.00
500-2562-6231-3020-42300-4	SOCIAL SECURITY (FICA)	0.00	0.00	2,786.00	0.00
500-2562-6231-3040-42300-4	SOCIAL SECURITY (FICA)	0.00	0.00	2,597.00	0.00
500-2562-6231-3060-42300-4	SOCIAL SECURITY (FICA)	0.00	0.00	3,672.00	0.00
500-2562-6231-4020-42300-4	SOCIAL SECURITY (FICA)	0.00	0.00	1,985.00	0.00
500-2562-6231-4060-42300-4	SOCIAL SECURITY (FICA)	0.00	0.00	1,955.00	0.00
500-2562-6231-4070-42300-4	SOCIAL SECURITY (FICA)	0.00	0.00	1,946.00	0.00
500-2562-6231-4080-42300-4	SOCIAL SECURITY (FICA)	0.00	0.00	1,675.00	0.00

*All Expenditure Accounts FY23*

Account Code	Account Description	Budget Requested	1St Prior Year Actual	2Nd Prior Year Actual	3Rd Prior Year Actual
500-2562-6231-4090-42300-4	SOCIAL SECURITY (FICA)	0.00	0.00	1,402.00	0.00
500-2562-6231-5000-42300-4	SOCIAL SECURITY (FICA)	0.00	0.00	1,662.00	0.00
500-2562-6231-5020-42300-4	SOCIAL SECURITY (FICA)	0.00	0.00	1,667.00	0.00
500-2562-6231-5040-42300-4	SOCIAL SECURITY (FICA)	0.00	0.00	1,456.00	0.00
500-2562-6231-5060-42300-4	SOCIAL SECURITY (FICA)	0.00	0.00	1,648.00	0.00
500-2562-6231-5080-42300-4	SOCIAL SECURITY (FICA)	0.00	0.00	1,440.00	0.00
500-2562-6231-5100-42300-4	SOCIAL SECURITY (FICA)	0.00	0.00	1,818.00	0.00
500-2562-6231-8400-42300-4	SOCIAL SECURITY (FICA)	0.00	0.00	3,354.00	0.00
600-2521-6231-8000-00334-1	SOCIAL SECURITY (FICA)	0.00	0.00	0.00	23.80
600-2521-6231-7500-00518-1	SOCIAL SECURITY (FICA)	0.00	0.00	0.00	78.44
600-1411-6231-7500-00614-1	SOCIAL SECURITY (FICA)	0.00	9.82	0.00	96.53
600-1411-6231-7500-00615-1	SOCIAL SECURITY (FICA)	0.00	44.76	44.17	19.14
600-1411-6231-3040-00643-1	SOCIAL SECURITY (FICA)	0.00	92.32	27.28	23.31
600-1411-6231-1075-00646-1	SOCIAL SECURITY (FICA)	0.00	0.00	0.00	17.85
600-1411-6231-1050-00655-1	SOCIAL SECURITY (FICA)	0.00	0.00	0.00	5.95
600-1411-6231-1075-00655-1	SOCIAL SECURITY (FICA)	0.00	0.00	0.00	110.09
600-1411-6231-3020-00655-1	SOCIAL SECURITY (FICA)	0.00	0.00	0.00	14.88
600-1411-6231-3040-00655-1	SOCIAL SECURITY (FICA)	0.00	0.00	0.00	17.85
600-1411-6231-3060-00655-1	SOCIAL SECURITY (FICA)	0.00	14.26	14.26	41.66
600-1411-6231-4020-00655-1	SOCIAL SECURITY (FICA)	0.00	7.13	0.00	125.34
600-1411-6231-4060-00655-1	SOCIAL SECURITY (FICA)	0.00	7.13	3.72	0.00
600-1411-6231-4070-00655-1	SOCIAL SECURITY (FICA)	0.00	14.26	0.00	92.25
600-1411-6231-5000-00655-1	SOCIAL SECURITY (FICA)	0.00	0.00	0.00	23.80
600-1411-6231-5020-00655-1	SOCIAL SECURITY (FICA)	0.00	0.00	0.00	311.61
600-1411-6231-5040-00655-1	SOCIAL SECURITY (FICA)	0.00	0.00	0.00	32.73
600-1411-6231-5060-00655-1	SOCIAL SECURITY (FICA)	0.00	0.00	0.00	56.53
600-1411-6231-5080-00655-1	SOCIAL SECURITY (FICA)	0.00	0.00	14.26	53.55
600-1411-6231-5100-00655-1	SOCIAL SECURITY (FICA)	0.00	7.13	0.00	62.48
600-1411-6231-1075-00664-1	SOCIAL SECURITY (FICA)	0.00	0.00	85.56	0.00
600-1411-6231-1050-00667-1	SOCIAL SECURITY (FICA)	0.00	0.00	0.00	5.95
600-1411-6231-5100-00670-1	SOCIAL SECURITY (FICA)	0.00	0.00	0.00	29.75
600-1411-6231-1050-00676-1	SOCIAL SECURITY (FICA)	0.00	28.52	0.00	0.00
600-1411-6231-1075-00679-1	SOCIAL SECURITY (FICA)	0.00	0.00	0.00	5.95
600-1411-6231-1075-00682-1	SOCIAL SECURITY (FICA)	0.00	0.00	0.00	5.95
600-1411-6231-1050-00694-1	SOCIAL SECURITY (FICA)	0.00	7.13	0.00	23.80
600-1411-6231-1075-00694-1	SOCIAL SECURITY (FICA)	0.00	0.00	0.00	11.90
600-1411-6231-1050-00696-1	SOCIAL SECURITY (FICA)	0.00	14.26	49.91	21.39
600-2521-6231-8000-00699-1	SOCIAL SECURITY (FICA)	1,000.00	0.00	0.00	0.00
700-1421-6231-1050-00700-1	SOCIAL SECURITY (FICA)	0.00	85.25	209.25	214.83
700-1421-6231-1075-00700-1	SOCIAL SECURITY (FICA)	0.00	280.68	510.95	526.62
700-1421-6231-1050-00702-1	SOCIAL SECURITY (FICA)	0.00	0.00	0.00	6.20
700-1421-6231-1050-00706-1	SOCIAL SECURITY (FICA)	0.00	0.00	0.00	163.18
700-1421-6231-1050-00720-1	SOCIAL SECURITY (FICA)	0.00	0.00	0.00	31.00

All Expenditure Accounts FY23

Account Code	Account Description	Budget Requested	1St Prior Year Actual	2Nd Prior Year Actual	3Rd Prior Year Actual
700-1421-6231-1050-00721-1	SOCIAL SECURITY (FICA)	0.00	186.00	0.00	108.50
<b>OBJECT 6231 TOTAL</b>	<b>SOCIAL SECURITY (FICA)</b>	<b>1,284,000.00</b>	<b>653,951.82</b>	<b>1,012,344.32</b>	<b>1,011,227.31</b>
110-1151-6232-1050-00000-1	Medicare Tax (NonTchr)	0.00	29.87	0.00	0.00
110-2112-6232-1050-00000-1	Medicare Tax (NonTchr)	0.00	207.62	360.92	354.52
110-2122-6232-1050-00000-1	Medicare Tax (NonTchr)	0.00	624.65	995.08	943.27
110-2211-6232-1050-00000-1	Medicare Tax (NonTchr)	0.00	305.24	478.45	443.08
110-2411-6232-1050-00000-1	Medicare Tax (NonTchr)	0.00	1,686.37	2,903.93	2,871.24
110-2546-6232-1050-00000-1	Medicare Tax	0.00	252.90	439.76	0.00
110-1151-6232-1075-00000-1	Medicare Tax (NonTchr)	0.00	42.78	0.00	79.07
110-2112-6232-1075-00000-1	Medicare Tax (NonTchr)	0.00	238.07	427.57	417.02
110-2122-6232-1075-00000-1	Medicare Tax (NonTchr)	0.00	589.37	1,144.01	1,022.54
110-2211-6232-1075-00000-1	Medicare Tax (NonTchr)	0.00	337.92	536.38	496.25
110-2411-6232-1075-00000-1	Medicare Tax (NonTchr)	0.00	1,849.38	3,076.94	2,993.19
110-2546-6232-1075-00000-1	Medicare Tax	0.00	243.98	426.01	0.00
110-2649-6232-1075-00000-1	Medicare Tax (NonTchr)	0.00	0.00	2.90	2.90
110-1131-6232-3000-00000-1	Medicare Tax (NonTchr)	0.00	73.72	110.04	99.29
110-2113-6232-3000-00000-1	Medicare Tax	0.00	453.83	872.30	0.00
110-2411-6232-3000-00000-1	Medicare Tax (NonTchr)	0.00	733.50	1,252.66	1,219.93
110-1131-6232-3020-00000-1	Medicare Tax (NonTchr)	0.00	48.72	69.95	115.46
110-2411-6232-3020-00000-1	Medicare Tax (NonTchr)	0.00	630.27	940.60	931.83
110-1131-6232-3040-00000-1	Medicare Tax (NonTchr)	0.00	56.03	83.99	86.66
110-2411-6232-3040-00000-1	Medicare Tax (NonTchr)	0.00	679.60	1,152.09	1,141.41
110-1131-6232-3060-00000-1	Medicare Tax (Non Tchr)	0.00	60.66	118.38	97.99
110-2411-6232-3060-00000-1	Medicare Tax (Non Tchr)	0.00	673.67	1,081.03	1,117.22
110-1111-6232-4020-00000-1	Medicare Tax (NonTchr)	0.00	221.72	371.58	367.02
110-2411-6232-4020-00000-1	Medicare Tax (NonTchr)	0.00	549.58	913.65	810.99
110-1111-6232-4060-00000-1	Medicare Tax (NonTchr)	0.00	299.68	373.46	380.81
110-2411-6232-4060-00000-1	Medicare Tax (NonTchr)	0.00	515.51	864.60	823.74
110-1111-6232-4070-00000-1	Medicare Tax (NonTchr)	0.00	252.86	442.07	353.39
110-2411-6232-4070-00000-1	Medicare Tax (NonTchr)	0.00	512.92	907.83	873.99
110-1111-6232-4080-00000-1	Medicare Tax (NonTchr)	0.00	230.63	381.09	304.20
110-2411-6232-4080-00000-1	Medicare Tax (NonTchr)	0.00	571.67	969.15	958.88
110-1111-6232-4090-00000-1	Medicare Tax (NonTchr)	0.00	217.78	317.75	385.41
110-2411-6232-4090-00000-1	Medicare Tax (NonTchr)	0.00	558.11	945.29	929.03
110-1111-6232-5000-00000-1	Medicare Tax (NonTchr)	0.00	262.35	490.90	360.58
110-2411-6232-5000-00000-1	Medicare Tax (NonTchr)	0.00	500.29	769.92	815.23
110-1111-6232-5020-00000-1	Medicare Tax (NonTchr)	0.00	220.74	360.65	342.16
110-2411-6232-5020-00000-1	Medicare Tax (NonTchr)	0.00	467.57	762.41	775.17
110-1111-6232-5040-00000-1	Medicare Tax (NonTchr)	0.00	222.69	317.63	339.19
110-2411-6232-5040-00000-1	Medicare Tax (NonTchr)	0.00	436.07	735.78	801.79
110-1111-6232-5060-00000-1	Medicare Tax (NonTchr)	0.00	256.87	277.62	447.41
110-2411-6232-5060-00000-1	Medicare Tax (NonTchr)	0.00	488.11	785.18	937.16
110-1111-6232-5080-00000-1	Medicare Tax (NonTchr)	0.00	139.53	209.68	244.68

All Expenditure Accounts FY23

Account Code	Account Description	Budget Requested	1St Prior Year Actual	2Nd Prior Year Actual	3Rd Prior Year Actual
110-2411-6232-5080-00000-1	Medicare Tax (NonTchr)	0.00	540.19	902.28	881.90
110-1111-6232-5100-00000-1	Medicare Tax (NonTchr)	0.00	209.92	386.03	332.96
110-2411-6232-5100-00000-1	Medicare Tax (NonTchr)	0.00	558.26	928.13	913.69
110-3512-6232-7500-00000-1	Medicare Tax (NonTchr)	0.00	41.56	117.54	116.80
110-2329-6232-8000-00000-1	Medicare Tax	0.00	308.63	580.18	0.00
110-2521-6232-8000-00000-1	Medicare Tax	1,053,287.00	0.00	0.00	0.00
110-2542-6232-8300-00000-1	Medicare Tax	0.00	266.00	385.96	0.00
110-1151-6232-1050-00041-1	Medicare Tax	0.00	202.16	333.80	231.85
110-1151-6232-1075-00041-1	Medicare Tax	0.00	424.24	432.44	459.64
110-1151-6232-1050-00042-1	Medicare Tax (NonTchr)	0.00	335.96	301.60	367.56
110-1151-6232-1075-00042-1	Medicare Tax (NonTchr)	0.00	361.92	322.24	317.99
110-1151-6232-1050-00043-1	Medicare Tax (NonTchr)	0.00	0.00	223.88	136.76
110-1151-6232-1075-00043-1	Medicare Tax (NonTchr)	0.00	0.00	154.00	148.16
110-1411-6232-1050-00044-1	Medicare Tax (NonTchr)	0.00	14.86	0.00	0.00
110-1411-6232-3020-00044-1	Medicare Tax	0.00	16.35	0.00	0.00
110-1411-6232-4020-00044-1	Medicare Tax	0.00	5.88	8.70	2.86
110-1411-6232-4060-00044-1	Medicare Tax (NonTchr)	0.00	4.46	8.70	8.56
110-1411-6232-5000-00044-1	Medicare Tax	0.00	1.49	2.90	0.00
110-1411-6232-5080-00044-1	Medicare Tax	0.00	10.41	16.16	0.00
110-2213-6232-7500-00047-1	Medicare Tax (NonTchr)	0.00	2.23	4.36	4.28
110-1131-6232-3000-00065-1	Medicare Tax	0.00	0.00	2.90	0.00
110-1271-6232-4060-00310-1	Medicare Tax	0.00	6.18	6.48	7.83
110-2329-6232-8000-00310-1	Medicare Tax (NonTchr)	0.00	780.39	1,145.65	1,150.30
110-1193-6232-1050-00318-1	Medicare Tax	0.00	257.42	449.20	435.89
110-1193-6232-1075-00318-1	Medicare Tax	0.00	257.42	449.20	435.87
110-2542-6232-8100-00318-1	Medicare Tax (NonTchr)	0.00	166.53	200.32	256.01
110-2649-6232-8100-00318-1	Medicare Tax (NonTchr)	0.00	0.00	1.45	1.45
110-2212-6232-3020-00331-1	Medicare Tax	0.00	0.00	0.00	1.09
110-2649-6232-3020-00331-1	Medicare Tax	0.00	0.00	0.00	1.45
110-2649-6232-3040-00331-1	Medicare Tax	0.00	0.00	1.45	0.00
110-2649-6232-5080-00331-1	Medicare Tax	0.00	0.00	1.45	0.00
110-2329-6232-8000-00331-1	Medicare Tax (NonTchr)	0.00	807.51	1,308.43	1,311.79
110-2649-6232-8000-00331-1	Medicare Tax	0.00	0.00	1.45	1.45
110-2212-6232-4020-00332-1	Medicare Tax	0.00	0.00	0.00	2.35
110-2212-6232-4020-00333-1	Medicare Tax	0.00	0.00	3.78	0.00
110-2329-6232-8400-00333-1	Medicare Tax (NonTchr)	0.00	263.30	323.62	436.85
110-1151-6232-1050-00334-1	Medicare Tax (NonTchr)	0.00	21.45	0.00	110.67
110-1131-6232-3020-00334-1	Medicare Tax (NonTchr)	0.00	85.70	153.12	164.43
110-1131-6232-3040-00334-1	Medicare Tax	0.00	95.49	83.96	0.00
110-2212-6232-3020-00335-1	Medicare Tax	0.00	0.00	0.00	2.18
110-2644-6232-8000-00335-1	Medicare Tax	0.00	1.17	0.00	0.00
110-2329-6232-8400-00336-1	Medicare Tax (NonTchr)	0.00	369.44	541.80	620.52
110-2134-6232-1050-00518-1	Medicare Tax (NonTchr)	0.00	649.48	1,229.88	1,153.56

All Expenditure Accounts FY23

Account Code	Account Description	Budget Requested	1St Prior Year Actual	2Nd Prior Year Actual	3Rd Prior Year Actual
110-2134-6232-1075-00518-1	Medicare Tax (NonTchr)	0.00	482.76	944.31	907.75
110-2649-6232-1075-00518-1	Medicare Tax	0.00	0.00	2.90	0.00
110-2134-6232-3000-00518-1	Medicare Tax (NonTchr)	0.00	332.80	516.74	484.40
110-2649-6232-3000-00518-1	Medicare Tax	0.00	1.45	1.45	0.00
110-2134-6232-3020-00518-1	Medicare Tax (NonTchr)	0.00	335.62	618.13	564.38
110-2649-6232-3020-00518-1	Medicare Tax	0.00	2.90	5.80	0.00
110-2134-6232-3040-00518-1	Medicare Tax (NonTchr)	0.00	342.33	804.08	815.87
110-2134-6232-3060-00518-1	Medicare Tax (NonTchr)	0.00	466.51	793.61	739.78
110-2649-6232-3060-00518-1	Medicare Tax	0.00	1.45	0.00	0.00
110-2134-6232-4020-00518-1	Medicare Tax (NonTchr)	0.00	442.17	787.07	715.95
110-2649-6232-4020-00518-1	Medicare Tax	0.00	1.45	2.90	0.00
110-2134-6232-4060-00518-1	Medicare Tax (NonTchr)	0.00	371.53	682.52	890.03
110-2649-6232-4060-00518-1	Medicare Tax	0.00	1.45	2.90	0.00
110-2134-6232-4070-00518-1	Medicare Tax (NonTchr)	0.00	394.55	684.53	638.22
110-2134-6232-4080-00518-1	Medicare Tax (NonTchr)	0.00	436.60	822.80	706.80
110-2649-6232-4080-00518-1	Medicare Tax	0.00	1.45	0.00	0.00
110-2134-6232-4090-00518-1	Medicare Tax (NonTchr)	0.00	438.18	753.24	731.38
110-2649-6232-4090-00518-1	Medicare Tax	0.00	1.45	5.80	0.00
110-2134-6232-5000-00518-1	Medicare Tax (NonTchr)	0.00	364.37	673.60	630.49
110-2649-6232-5000-00518-1	Medicare Tax (NonTchr)	0.00	2.90	4.35	0.00
110-2134-6232-5020-00518-1	Medicare Tax (NonTchr)	0.00	378.69	703.49	648.29
110-2649-6232-5020-00518-1	Medicare Tax	0.00	1.45	2.90	0.00
110-2134-6232-5040-00518-1	Medicare Tax (NonTchr)	0.00	354.46	864.65	732.46
110-2649-6232-5040-00518-1	Medicare Tax	0.00	0.00	2.90	0.00
110-2134-6232-5060-00518-1	Medicare Tax (NonTchr)	0.00	350.22	784.37	729.04
110-2649-6232-5060-00518-1	Medicare Tax	0.00	1.45	1.45	0.00
110-2134-6232-5080-00518-1	Medicare Tax (NonTchr)	0.00	428.58	759.00	658.38
110-2649-6232-5080-00518-1	Medicare Tax	0.00	0.00	1.45	0.00
110-2134-6232-5100-00518-1	Medicare Tax (NonTchr)	0.00	399.13	722.52	667.74
110-2649-6232-5100-00518-1	Medicare Tax	0.00	2.90	4.35	0.00
110-2134-6232-7500-00518-1	Medicare Tax (NonTchr)	0.00	44.72	83.57	174.57
110-2649-6232-8100-00518-1	Medicare Tax	0.00	0.00	1.45	0.00
110-2321-6232-8000-00522-1	Medicare Tax (NonTchr)	0.00	535.84	1,242.14	955.68
110-1151-6232-1050-00523-1	Medicare Tax	0.00	73.48	142.05	71.01
110-1151-6232-1075-00523-1	Medicare Tax	0.00	73.03	154.58	70.60
110-2641-6232-8000-00523-1	Medicare Tax (NonTchr)	0.00	2,923.63	4,430.51	4,321.32
110-2649-6232-8000-00523-1	Medicare Tax (NonTchr)	0.00	0.00	0.00	1.45
110-2546-6232-1075-00524-1	Medicare Tax	0.00	0.00	1.45	1.45
110-2521-6232-8000-00524-1	Medicare Tax (NonTchr)	0.00	5,745.32	9,107.55	8,911.23
110-2527-6232-8000-00524-1	Medicare Tax (NonTchr)	0.00	355.84	423.79	324.27
110-2546-6232-8000-00524-1	Medicare Tax (NonTchr)	0.00	0.00	0.00	844.36
110-2649-6232-8000-00524-1	Medicare Tax (NonTchr)	0.00	0.00	4.35	0.00
110-2546-6232-8000-00526-1	Medicare Tax (NonTchr)	0.00	1,022.43	455.05	1,188.95

All Expenditure Accounts FY23

Account Code	Account Description	Budget Requested	1St Prior Year Actual	2Nd Prior Year Actual	3Rd Prior Year Actual
110-2331-6232-8100-00530-1	Medicare Tax (NonTchr)	0.00	7,502.97	12,100.01	11,571.02
110-2649-6232-8100-00530-1	Medicare Tax (NonTchr)	0.00	0.00	1.47	0.00
110-2631-6232-8000-00533-1	Medicare Tax (NonTchr)	0.00	1,941.33	2,950.56	2,622.37
110-2649-6232-8000-00533-1	Medicare Tax	0.00	0.00	1.45	1.45
110-3111-6232-8000-00534-1	Medicare Tax (NonTchr)	0.00	0.00	-1.76	543.05
110-3211-6232-8100-00534-1	Medicare Tax (NonTchr)	725.00	63.75	52.20	147.93
110-3211-6232-8300-00534-1	Medicare Tax (NonTchr)	595.00	287.97	118.96	848.03
110-2545-6232-8200-00541-3	Medicare Tax (NonTchr)	0.00	33.04	55.40	52.92
110-2552-6232-8200-00541-3	Medicare Tax (NonTchr)	0.00	15,743.52	25,040.86	25,616.20
110-2554-6232-8200-00543-3	Medicare Tax (NonTchr) - SSD	0.00	5,048.50	8,911.26	8,161.96
110-2541-6232-8400-00550-1	Medicare Tax (NonTchr)	0.00	2,522.32	3,938.19	3,773.65
110-2542-6232-8400-00550-1	Medicare Tax (NonTchr)	0.00	11,856.88	17,300.14	16,689.72
110-2543-6232-8400-00550-1	Medicare Tax (NonTchr)	0.00	1,279.02	1,850.46	2,177.52
110-2649-6232-8400-00550-1	Medicare Tax (NonTchr)	0.00	0.00	11.81	10.15
110-2542-6232-1050-00560-1	Medicare Tax (NonTchr)	0.00	3,495.18	6,374.74	6,465.22
110-2649-6232-1050-00560-1	Medicare Tax	0.00	0.00	1.45	2.90
110-2542-6232-1075-00560-1	Medicare Tax (NonTchr)	0.00	4,333.17	6,780.09	6,661.05
110-2649-6232-1075-00560-1	Medicare Tax (NonTchr)	0.00	0.00	0.00	4.35
110-2542-6232-3000-00560-1	Medicare Tax (NonTchr)	0.00	1,483.88	2,392.24	2,359.55
110-2649-6232-3000-00560-1	Medicare Tax (NonTchr)	0.00	0.00	2.90	1.45
110-2542-6232-3020-00560-1	Medicare Tax (NonTchr)	0.00	1,233.88	2,115.49	2,011.44
110-2649-6232-3020-00560-1	Medicare Tax (NonTchr)	0.00	0.00	0.00	2.90
110-2542-6232-3040-00560-1	Medicare Tax (NonTchr)	0.00	1,656.35	2,490.73	2,395.73
110-2649-6232-3040-00560-1	Medicare Tax (NonTchr)	0.00	0.00	2.90	2.90
110-2542-6232-3060-00560-1	Medicare Tax (NonTchr)	0.00	1,489.21	2,300.30	2,543.52
110-2649-6232-3060-00560-1	Medicare Tax (NonTchr)	0.00	0.00	1.45	4.35
110-2542-6232-4020-00560-1	Medicare Tax (NonTchr)	0.00	1,036.80	1,613.92	1,546.61
110-2649-6232-4020-00560-1	Medicare Tax (NonTchr)	0.00	0.00	1.45	1.45
110-2542-6232-4060-00560-1	Medicare Tax (NonTchr)	0.00	878.63	1,736.07	1,735.36
110-2542-6232-4070-00560-1	Medicare Tax (NonTchr)	0.00	1,116.74	1,708.98	1,774.27
110-2649-6232-4070-00560-1	Medicare Tax	0.00	0.00	1.45	1.45
110-2542-6232-4080-00560-1	Medicare Tax (NonTchr)	0.00	911.47	1,369.24	1,352.34
110-2542-6232-4090-00560-1	Medicare Tax (NonTchr)	0.00	921.06	1,367.78	1,325.75
110-2649-6232-4090-00560-1	Medicare Tax (NonTchr)	0.00	0.00	1.45	1.45
110-2542-6232-5000-00560-1	Medicare Tax (NonTchr)	0.00	746.28	1,169.29	1,085.42
110-2649-6232-5000-00560-1	Medicare Tax	0.00	0.00	0.00	1.45
110-2542-6232-5020-00560-1	Medicare Tax (NonTchr)	0.00	1,150.72	1,725.51	1,669.84
110-2649-6232-5020-00560-1	Medicare Tax	0.00	0.00	4.35	0.00
110-2542-6232-5040-00560-1	Medicare Tax (NonTchr)	0.00	1,065.83	1,908.51	1,826.58
110-2649-6232-5040-00560-1	Medicare Tax	0.00	0.00	0.00	1.45
110-2542-6232-5060-00560-1	Medicare Tax (NonTchr)	0.00	1,103.79	1,741.78	1,668.91
110-2649-6232-5060-00560-1	Medicare Tax	0.00	0.00	2.90	2.90
110-2542-6232-5080-00560-1	Medicare Tax (NonTchr)	0.00	651.22	972.27	967.76

All Expenditure Accounts FY23

Account Code	Account Description	Budget Requested	1St Prior Year Actual	2Nd Prior Year Actual	3Rd Prior Year Actual
110-2542-6232-5100-00560-1	Medicare Tax (NonTchr)	0.00	1,116.48	1,676.12	1,618.09
110-2649-6232-5100-00560-1	Medicare Tax (NonTchr)	0.00	0.00	1.45	1.45
110-2542-6232-8000-00560-1	Medicare Tax (NonTchr)	0.00	386.62	574.24	561.78
110-2649-6232-8000-00560-1	Medicare Tax (NonTchr)	0.00	0.00	1.45	1.45
110-2541-6232-8400-00560-1	Medicare Tax (NonTchr)	0.00	377.98	599.21	584.40
110-2542-6232-8400-00560-1	Medicare Tax (NonTchr)	0.00	2,363.48	3,063.99	3,458.49
110-2649-6232-8400-00560-1	Medicare Tax (NonTchr)	0.00	0.00	2.90	1.45
110-1191-6232-1050-01191-1	Medicare Tax (NonTchr)	0.00	40.28	0.00	61.49
110-1191-6232-1075-01191-1	Medicare Tax	0.00	108.11	72.75	0.00
110-1191-6232-3020-01191-1	Medicare Tax	0.00	0.00	0.00	5.20
110-1191-6232-3060-01191-1	Medicare Tax (NonTchr)	0.00	199.87	98.08	78.90
110-1191-6232-4060-01191-1	Medicare Tax (NonTchr)	0.00	394.57	134.33	0.00
110-1191-6232-4070-01191-1	Medicare Tax (NonTchr)	0.00	0.00	0.00	51.68
110-1191-6232-4080-01191-1	Medicare Tax	0.00	0.00	0.00	67.78
110-1191-6232-5040-01191-1	Medicare Tax	0.00	0.00	26.91	105.24
110-1191-6232-5060-01191-1	Medicare Tax	0.00	279.35	118.58	0.00
110-1191-6232-5100-01191-1	Medicare Tax	0.00	301.19	109.56	0.00
110-1281-6232-7500-12810-3	Medicare Tax (NonTchr)	0.00	7,720.15	13,338.28	12,373.45
110-2559-6232-8200-12810-3	Medicare Tax (NonTchr) - EC	0.00	1,830.23	3,129.49	3,587.18
110-3511-6232-7500-32400-3	Medicare Tax (NonTchr)	0.00	458.59	824.37	2,730.58
110-2558-6232-8200-42200-4	Medicare Tax	0.00	46.30	0.00	0.00
110-1411-6232-4070-42300-4	Medicare Tax ESSER II - BLADES	0.00	5.95	0.00	0.00
110-2291-6232-4020-46100-4	Medicare Tax	0.00	0.00	0.00	8.47
110-1271-6232-3040-46200-4	Medicare Tax	0.00	0.00	0.00	90.13
110-1271-6232-4060-46200-4	Medicare Tax (NonTchr)	0.00	348.89	597.04	441.03
110-1271-6232-5040-46200-4	Medicare Tax	0.00	0.00	0.00	90.11
110-1251-6232-8000-46200-4	Medicare Tax	650.00	0.00	0.00	0.00
110-1271-6232-8000-46200-4	Medicare Tax	650.00	0.00	0.00	0.00
110-1271-6232-4060-46201-4	Medicare Tax (NonTchr)	0.00	0.00	0.00	152.70
120-1151-6232-1050-00000-1	Medicare Tax (NonTchr)	0.00	43,363.51	81,065.13	81,944.20
120-1195-6232-1050-00000-1	Medicare Tax	0.00	160.27	6,188.63	0.00
120-1271-6232-1050-00000-1	Medicare Tax (NonTchr)	0.00	1,189.09	2,261.26	2,088.29
120-2122-6232-1050-00000-1	Medicare Tax (NonTchr)	0.00	2,345.31	4,625.76	4,509.64
120-2142-6232-1050-00000-1	Medicare Tax	0.00	31.95	0.00	0.00
120-2213-6232-1050-00000-1	Medicare Tax	0.00	23.43	45.30	43.98
120-2222-6232-1050-00000-1	Medicare Tax (NonTchr)	0.00	887.03	1,700.50	1,636.04
120-2411-6232-1050-00000-1	Medicare Tax (NonTchr)	0.00	4,554.50	7,296.35	7,158.22
120-2649-6232-1050-00000-1	Medicare Tax (NonTchr)	0.00	34.89	216.14	18.85
120-1151-6232-1075-00000-1	Medicare Tax (NonTchr)	0.00	45,989.70	86,077.10	87,425.01
120-1195-6232-1075-00000-1	Medicare Tax	0.00	367.85	5,016.52	0.00
120-1271-6232-1075-00000-1	Medicare Tax (NonTchr)	0.00	574.53	1,118.64	1,092.40
120-2122-6232-1075-00000-1	Medicare Tax (NonTchr)	0.00	2,309.76	4,385.12	4,834.58
120-2142-6232-1075-00000-1	Medicare Tax	0.00	32.25	0.00	0.00

All Expenditure Accounts FY23

Account Code	Account Description	Budget Requested	1St Prior Year Actual	2Nd Prior Year Actual	3Rd Prior Year Actual
120-2213-6232-1075-00000-1	Medicare Tax	0.00	23.43	45.30	43.98
120-2222-6232-1075-00000-1	Medicare Tax (NonTchr)	0.00	556.22	1,861.61	1,796.46
120-2411-6232-1075-00000-1	Medicare Tax (NonTchr)	0.00	4,621.37	7,407.93	7,198.94
120-2649-6232-1075-00000-1	Medicare Tax (NonTchr)	0.00	43.59	220.49	11.60
120-1131-6232-3000-00000-1	Medicare Tax (NonTchr)	0.00	15,676.51	25,943.54	31,349.74
120-1195-6232-3000-00000-1	Medicare Tax	0.00	568.36	6,234.34	0.00
120-1271-6232-3000-00000-1	Medicare Tax (NonTchr)	0.00	913.65	1,712.42	1,723.81
120-2122-6232-3000-00000-1	Medicare Tax (NonTchr)	0.00	780.30	1,560.94	1,503.18
120-2142-6232-3000-00000-1	Medicare Tax	0.00	28.26	0.00	0.00
120-2213-6232-3000-00000-1	Medicare Tax	0.00	23.43	45.30	43.98
120-2222-6232-3000-00000-1	Medicare Tax (NonTchr)	0.00	376.55	703.87	662.56
120-2411-6232-3000-00000-1	Medicare Tax (NonTchr)	0.00	1,826.43	2,861.68	2,781.90
120-2649-6232-3000-00000-1	Medicare Tax (NonTchr)	0.00	14.59	78.39	5.80
120-1131-6232-3020-00000-1	Medicare Tax (NonTchr)	0.00	16,404.99	26,987.85	31,668.51
120-1195-6232-3020-00000-1	Medicare Tax	0.00	362.67	3,967.02	0.00
120-1271-6232-3020-00000-1	Medicare Tax (NonTchr)	0.00	322.68	89.20	448.78
120-2122-6232-3020-00000-1	Medicare Tax (NonTchr)	0.00	920.17	1,766.24	1,701.24
120-2142-6232-3020-00000-1	Medicare Tax	0.00	28.26	0.00	0.00
120-2213-6232-3020-00000-1	Medicare Tax	0.00	23.43	45.30	43.98
120-2222-6232-3020-00000-1	Medicare Tax (NonTchr)	0.00	628.94	1,226.94	1,200.68
120-2411-6232-3020-00000-1	Medicare Tax (NonTchr)	0.00	2,078.11	3,279.86	3,192.76
120-2649-6232-3020-00000-1	Medicare Tax	0.00	24.74	74.04	2.90
120-1131-6232-3040-00000-1	Medicare Tax (NonTchr)	0.00	14,603.91	24,821.71	27,933.02
120-1195-6232-3040-00000-1	Medicare Tax	0.00	344.81	3,777.98	0.00
120-1271-6232-3040-00000-1	Medicare Tax	0.00	482.78	840.11	448.52
120-2122-6232-3040-00000-1	Medicare Tax (NonTchr)	0.00	456.66	1,145.48	1,065.23
120-2142-6232-3040-00000-1	Medicare Tax	0.00	32.42	0.00	0.00
120-2213-6232-3040-00000-1	Medicare Tax	0.00	23.43	45.30	43.98
120-2222-6232-3040-00000-1	Medicare Tax (NonTchr)	0.00	589.50	1,148.31	1,115.82
120-2411-6232-3040-00000-1	Medicare Tax (NonTchr)	0.00	1,873.29	2,935.71	2,804.86
120-2649-6232-3040-00000-1	Medicare Tax (NonTchr)	0.00	13.14	69.69	2.90
120-1131-6232-3060-00000-1	Medicare Tax (NonTchr)	0.00	16,279.65	27,092.78	30,801.28
120-1195-6232-3060-00000-1	Medicare Tax	0.00	447.49	4,911.08	0.00
120-1271-6232-3060-00000-1	Medicare Tax (NonTchr)	0.00	467.69	900.00	868.80
120-2122-6232-3060-00000-1	Medicare Tax (NonTchr)	0.00	983.14	1,898.41	1,780.16
120-2142-6232-3060-00000-1	Medicare Tax	0.00	24.10	0.00	0.00
120-2213-6232-3060-00000-1	Medicare Tax	0.00	23.43	45.30	43.98
120-2222-6232-3060-00000-1	Medicare Tax (NonTchr)	0.00	621.86	1,212.54	1,186.28
120-2411-6232-3060-00000-1	Medicare Tax (NonTchr)	0.00	1,873.83	2,936.74	2,849.64
120-2649-6232-3060-00000-1	Medicare Tax (NonTchr)	0.00	16.04	69.69	1.45
120-1111-6232-4020-00000-1	Medicare Tax (NonTchr)	0.00	10,034.16	16,616.39	19,574.50
120-1195-6232-4020-00000-1	Medicare Tax	0.00	99.24	2,760.87	0.00
120-1251-6232-4020-00000-1	Medicare Tax (NonTchr)	0.00	236.29	445.33	435.86



All Expenditure Accounts FY23

Account Code	Account Description	Budget Requested	1St Prior Year Actual	2Nd Prior Year Actual	3Rd Prior Year Actual
120-1271-6232-4020-00000-1	Medicare Tax (NonTchr)	0.00	445.85	860.48	816.55
120-2122-6232-4020-00000-1	Medicare Tax (NonTchr)	0.00	385.99	734.78	684.74
120-2142-6232-4020-00000-1	Medicare Tax	0.00	442.21	840.50	809.08
120-2213-6232-4020-00000-1	Medicare Tax	0.00	23.43	45.30	43.98
120-2222-6232-4020-00000-1	Medicare Tax (NonTchr)	0.00	8.19	15.86	702.36
120-2411-6232-4020-00000-1	Medicare Tax (NonTchr)	0.00	1,050.24	1,655.94	1,612.52
120-2649-6232-4020-00000-1	Medicare Tax (NonTchr)	0.00	13.12	51.12	0.00
120-1111-6232-4060-00000-1	Medicare Tax (NonTchr)	0.00	14,515.96	22,722.16	27,419.17
120-1195-6232-4060-00000-1	Medicare Tax	0.00	160.28	4,484.90	0.00
120-1251-6232-4060-00000-1	Medicare Tax (NonTchr)	0.00	416.44	771.34	757.71
120-1271-6232-4060-00000-1	Medicare Tax (NonTchr)	0.00	1,506.21	2,863.44	2,729.39
120-2122-6232-4060-00000-1	Medicare Tax (NonTchr)	0.00	852.08	1,649.77	1,538.24
120-2142-6232-4060-00000-1	Medicare Tax	0.00	28.26	0.00	0.00
120-2213-6232-4060-00000-1	Medicare Tax	0.00	23.43	45.30	43.61
120-2222-6232-4060-00000-1	Medicare Tax (NonTchr)	0.00	4.81	9.10	790.82
120-2411-6232-4060-00000-1	Medicare Tax (NonTchr)	0.00	1,749.92	2,771.02	2,669.62
120-2649-6232-4060-00000-1	Medicare Tax (NonTchr)	0.00	8.77	49.63	5.80
120-1111-6232-4070-00000-1	Medicare Tax (NonTchr)	0.00	12,556.76	21,028.33	23,624.18
120-1195-6232-4070-00000-1	Medicare Tax	0.00	110.19	3,104.31	0.00
120-1271-6232-4070-00000-1	Medicare Tax (NonTchr)	0.00	492.53	948.92	916.73
120-2122-6232-4070-00000-1	Medicare Tax (NonTchr)	0.00	462.62	888.04	840.48
120-2142-6232-4070-00000-1	Medicare Tax	0.00	28.26	0.00	0.00
120-2213-6232-4070-00000-1	Medicare Tax	0.00	23.55	45.09	42.49
120-2222-6232-4070-00000-1	Medicare Tax (NonTchr)	0.00	9.88	19.24	814.88
120-2411-6232-4070-00000-1	Medicare Tax (NonTchr)	0.00	1,443.40	2,280.68	2,214.12
120-2649-6232-4070-00000-1	Medicare Tax (NonTchr)	0.00	8.79	58.35	2.90
120-1111-6232-4080-00000-1	Medicare Tax (NonTchr)	0.00	13,731.00	16,612.18	19,747.19
120-1195-6232-4080-00000-1	Medicare Tax	0.00	97.30	2,761.09	0.00
120-1251-6232-4080-00000-1	Medicare Tax	0.00	779.85	452.96	436.86
120-1271-6232-4080-00000-1	Medicare Tax (NonTchr)	0.00	737.41	1,357.38	1,259.19
120-2122-6232-4080-00000-1	Medicare Tax (NonTchr)	0.00	599.69	1,164.04	1,137.72
120-2142-6232-4080-00000-1	Medicare Tax	0.00	28.34	0.00	0.00
120-2213-6232-4080-00000-1	Medicare Tax	0.00	23.43	45.30	43.98
120-2222-6232-4080-00000-1	Medicare Tax (NonTchr)	0.00	7.15	13.52	579.10
120-2411-6232-4080-00000-1	Medicare Tax (NonTchr)	0.00	1,000.28	1,574.96	1,531.54
120-2649-6232-4080-00000-1	Medicare Tax	0.00	8.79	55.45	2.90
120-1111-6232-4090-00000-1	Medicare Tax (NonTchr)	0.00	10,047.42	19,622.39	20,665.79
120-1195-6232-4090-00000-1	Medicare Tax	0.00	87.29	2,415.99	0.00
120-1271-6232-4090-00000-1	Medicare Tax	0.00	486.53	886.38	854.89
120-2122-6232-4090-00000-1	Medicare Tax (NonTchr)	0.00	470.82	905.48	872.46
120-2142-6232-4090-00000-1	Medicare Tax	0.00	28.26	0.00	0.00
120-2213-6232-4090-00000-1	Medicare Tax	0.00	23.43	45.30	43.98
120-2222-6232-4090-00000-1	Medicare Tax (NonTchr)	0.00	7.54	20.31	720.25

All Expenditure Accounts FY23

Account Code	Account Description	Budget Requested	1St Prior Year Actual	2Nd Prior Year Actual	3Rd Prior Year Actual
120-2411-6232-4090-00000-1	Medicare Tax (NonTchr)	0.00	949.75	1,493.66	1,450.00
120-2649-6232-4090-00000-1	Medicare Tax	0.00	7.34	43.85	0.00
120-1111-6232-5000-00000-1	Medicare Tax (NonTchr)	0.00	11,821.67	20,900.01	21,365.60
120-1195-6232-5000-00000-1	Medicare Tax	0.00	97.30	2,760.11	0.00
120-1271-6232-5000-00000-1	Medicare Tax (NonTchr)	0.00	503.45	970.74	938.77
120-2122-6232-5000-00000-1	Medicare Tax (NonTchr)	0.00	451.30	865.16	832.16
120-2142-6232-5000-00000-1	Medicare Tax	0.00	28.26	0.00	0.00
120-2213-6232-5000-00000-1	Medicare Tax	0.00	23.51	45.13	43.98
120-2222-6232-5000-00000-1	Medicare Tax (NonTchr)	0.00	10.14	19.76	853.14
120-2411-6232-5000-00000-1	Medicare Tax (NonTchr)	0.00	914.95	1,576.80	1,533.14
120-2649-6232-5000-00000-1	Medicare Tax	0.00	16.04	46.75	2.90
120-1111-6232-5020-00000-1	Medicare Tax (NonTchr)	0.00	10,609.26	19,434.13	21,279.33
120-1195-6232-5020-00000-1	Medicare Tax	0.00	108.94	3,104.53	0.00
120-1271-6232-5020-00000-1	Medicare Tax (NonTchr)	0.00	291.08	567.66	552.73
120-2122-6232-5020-00000-1	Medicare Tax (NonTchr)	0.00	358.45	673.24	642.82
120-2142-6232-5020-00000-1	Medicare Tax	0.00	28.26	0.00	0.00
120-2213-6232-5020-00000-1	Medicare Tax	0.00	23.43	45.30	43.98
120-2222-6232-5020-00000-1	Medicare Tax (NonTchr)	0.00	10.92	21.32	866.08
120-2411-6232-5020-00000-1	Medicare Tax (NonTchr)	0.00	1,034.19	1,630.08	1,586.42
120-2649-6232-5020-00000-1	Medicare Tax (NonTchr)	0.00	14.59	36.60	0.00
120-1111-6232-5040-00000-1	Medicare Tax (NonTchr)	0.00	11,997.54	21,874.95	21,147.21
120-1195-6232-5040-00000-1	Medicare Tax	0.00	105.97	2,759.23	0.00
120-1271-6232-5040-00000-1	Medicare Tax (NonTchr)	0.00	291.17	567.77	552.97
120-2122-6232-5040-00000-1	Medicare Tax (NonTchr)	0.00	438.59	1,123.71	1,142.88
120-2142-6232-5040-00000-1	Medicare Tax	0.00	52.36	0.00	0.00
120-2213-6232-5040-00000-1	Medicare Tax	0.00	23.43	45.30	43.98
120-2222-6232-5040-00000-1	Medicare Tax (NonTchr)	0.00	8.84	16.90	751.42
120-2411-6232-5040-00000-1	Medicare Tax (NonTchr)	0.00	1,046.94	1,647.37	1,528.28
120-2649-6232-5040-00000-1	Medicare Tax (NonTchr)	0.00	5.89	33.70	1.45
120-1111-6232-5060-00000-1	Medicare Tax (NonTchr)	0.00	11,788.96	18,493.08	21,207.86
120-1195-6232-5060-00000-1	Medicare Tax	0.00	152.88	4,486.04	0.00
120-1271-6232-5060-00000-1	Medicare Tax (NonTchr)	0.00	634.21	781.66	748.64
120-2122-6232-5060-00000-1	Medicare Tax (NonTchr)	0.00	356.25	841.80	810.61
120-2142-6232-5060-00000-1	Medicare Tax	0.00	28.55	0.00	0.00
120-2213-6232-5060-00000-1	Medicare Tax	0.00	23.43	45.30	43.98
120-2222-6232-5060-00000-1	Medicare Tax (NonTchr)	0.00	7.15	37.84	1,029.59
120-2411-6232-5060-00000-1	Medicare Tax (NonTchr)	0.00	1,478.29	2,327.20	2,254.68
120-2649-6232-5060-00000-1	Medicare Tax	0.00	11.65	58.31	2.90
120-1111-6232-5080-00000-1	Medicare Tax (NonTchr)	0.00	6,251.93	10,931.44	11,155.94
120-1195-6232-5080-00000-1	Medicare Tax	0.00	85.55	2,415.09	0.00
120-1251-6232-5080-00000-1	Medicare Tax (NonTchr)	0.00	517.97	1,074.84	1,039.19
120-2122-6232-5080-00000-1	Medicare Tax (NonTchr)	0.00	381.81	731.87	711.07
120-2142-6232-5080-00000-1	Medicare Tax	0.00	28.26	0.00	0.00

All Expenditure Accounts FY23

Account Code	Account Description	Budget Requested	1St Prior Year Actual	2Nd Prior Year Actual	3Rd Prior Year Actual
120-2213-6232-5080-00000-1	Medicare Tax	0.00	23.56	45.56	44.24
120-2222-6232-5080-00000-1	Medicare Tax (NonTchr)	0.00	7.41	14.30	607.10
120-2411-6232-5080-00000-1	Medicare Tax (NonTchr)	0.00	1,086.29	1,706.92	1,656.06
120-2649-6232-5080-00000-1	Medicare Tax	0.00	11.69	32.25	2.90
120-1111-6232-5100-00000-1	Medicare Tax (NonTchr)	0.00	12,471.67	21,222.90	22,507.17
120-1195-6232-5100-00000-1	Medicare Tax	0.00	121.26	3,450.42	0.00
120-1271-6232-5100-00000-1	Medicare Tax (NonTchr)	0.00	329.62	627.47	312.80
120-2122-6232-5100-00000-1	Medicare Tax (NonTchr)	0.00	482.78	929.94	898.74
120-2142-6232-5100-00000-1	Medicare Tax	0.00	28.26	0.00	0.00
120-2213-6232-5100-00000-1	Medicare Tax	0.00	23.43	45.30	43.98
120-2222-6232-5100-00000-1	Medicare Tax (NonTchr)	0.00	9.88	19.24	842.06
120-2411-6232-5100-00000-1	Medicare Tax (NonTchr)	0.00	1,504.58	2,369.78	2,277.20
120-2649-6232-5100-00000-1	Medicare Tax (NonTchr)	0.00	11.69	54.00	2.90
120-2649-6232-7500-00000-1	Medicare Tax	0.00	0.00	1.45	1.45
120-3512-6232-7500-00000-1	Medicare Tax (NonTchr)	0.00	883.76	1,684.28	1,628.80
120-2649-6232-8000-00000-1	Medicare Tax	0.00	0.00	0.00	1.45
120-2649-6232-8400-00000-1	Medicare Tax	0.00	0.00	2.90	1.45
120-1151-6232-1050-00041-1	Medicare Tax	0.00	1,495.44	1,398.20	1,448.72
120-1151-6232-1075-00041-1	Medicare Tax	0.00	1,283.10	1,300.68	1,203.89
120-1151-6232-1050-00042-1	Medicare Tax (NonTchr)	0.00	632.60	611.64	579.76
120-1151-6232-1075-00042-1	Medicare Tax (NonTchr)	0.00	590.36	607.84	647.28
120-1151-6232-1050-00043-1	Medicare Tax (NonTchr)	0.00	0.00	994.99	1,011.87
120-1151-6232-1075-00043-1	Medicare Tax (NonTchr)	0.00	0.00	1,184.08	1,146.63
120-1195-6232-1050-00044-1	Medicare Tax	0.00	0.80	0.00	0.00
120-1411-6232-1050-00044-1	Medicare Tax (NonTchr)	0.00	412.77	798.14	874.42
120-1195-6232-1075-00044-1	Medicare Tax	0.00	0.80	0.00	0.00
120-1411-6232-1075-00044-1	Medicare Tax (NonTchr)	0.00	423.61	848.02	841.04
120-1195-6232-3000-00044-1	Medicare Tax	0.00	0.99	0.00	0.00
120-1411-6232-3000-00044-1	Medicare Tax (NonTchr)	0.00	188.79	377.00	370.76
120-1195-6232-3020-00044-1	Medicare Tax	0.00	0.99	0.00	0.00
120-1411-6232-3020-00044-1	Medicare Tax (NonTchr)	0.00	120.41	205.90	313.80
120-1195-6232-3040-00044-1	Medicare Tax	0.00	0.99	0.00	0.00
120-1411-6232-3040-00044-1	Medicare Tax (NonTchr)	0.00	151.58	278.56	283.56
120-1195-6232-3060-00044-1	Medicare Tax	0.00	0.99	0.00	0.00
120-1411-6232-3060-00044-1	Medicare Tax (NonTchr)	0.00	173.89	304.54	340.64
120-1195-6232-4020-00044-1	Medicare Tax	0.00	0.99	0.00	0.00
120-1411-6232-4020-00044-1	Medicare Tax (NonTchr)	0.00	28.25	60.90	71.36
120-1195-6232-4060-00044-1	Medicare Tax	0.00	0.93	0.00	0.00
120-1411-6232-4060-00044-1	Medicare Tax (NonTchr)	0.00	29.76	43.50	79.90
120-1195-6232-4070-00044-1	Medicare Tax	0.00	0.99	0.00	0.00
120-1411-6232-4070-00044-1	Medicare Tax (NonTchr)	0.00	60.23	53.65	122.74
120-1195-6232-4080-00044-1	Medicare Tax	0.00	0.99	0.00	0.00
120-1411-6232-4080-00044-1	Medicare Tax (NonTchr)	0.00	41.60	20.30	97.00

*All Expenditure Accounts FY23*

Account Code	Account Description	Budget Requested	1St Prior Year Actual	2Nd Prior Year Actual	3Rd Prior Year Actual
120-1195-6232-4090-00044-1	Medicare Tax	0.00	0.96	0.00	0.00
120-1411-6232-4090-00044-1	Medicare Tax (NonTchr)	0.00	38.65	60.90	79.88
120-1195-6232-5000-00044-1	Medicare Tax	0.00	0.99	0.00	0.00
120-1411-6232-5000-00044-1	Medicare Tax (NonTchr)	0.00	47.57	60.90	128.38
120-1195-6232-5020-00044-1	Medicare Tax	0.00	0.99	0.00	0.00
120-1411-6232-5020-00044-1	Medicare Tax (NonTchr)	0.00	43.11	34.80	77.04
120-1195-6232-5040-00044-1	Medicare Tax	0.00	0.99	0.00	0.00
120-1411-6232-5040-00044-1	Medicare Tax (NonTchr)	0.00	37.17	34.80	88.42
120-1195-6232-5060-00044-1	Medicare Tax	0.00	0.99	0.00	0.00
120-1411-6232-5060-00044-1	Medicare Tax (NonTchr)	0.00	43.11	72.50	85.64
120-1195-6232-5080-00044-1	Medicare Tax	0.00	0.99	0.00	0.00
120-1411-6232-5080-00044-1	Medicare Tax (NonTchr)	0.00	32.69	45.78	122.70
120-1195-6232-5100-00044-1	Medicare Tax	0.00	0.99	0.00	0.00
120-1411-6232-5100-00044-1	Medicare Tax (NonTchr)	0.00	34.18	26.10	77.06
120-1491-6232-1050-00046-1	Medicare Tax (NonTchr)	0.00	25.11	35.82	36.09
120-1491-6232-1075-00046-1	Medicare Tax (NonTchr)	0.00	19.88	35.82	64.84
120-1491-6232-3000-00046-1	Medicare Tax (NonTchr)	0.00	13.63	17.40	26.11
120-1491-6232-3020-00046-1	Medicare Tax (NonTchr)	0.00	16.75	23.93	59.57
120-1491-6232-3040-00046-1	Medicare Tax (NonTchr)	0.00	8.92	26.10	13.43
120-1491-6232-3060-00046-1	Medicare Tax (NonTchr)	0.00	42.58	4.45	63.69
120-1491-6232-4020-00046-1	Medicare Tax (NonTchr)	0.00	22.29	46.40	34.20
120-1491-6232-4060-00046-1	Medicare Tax (NonTchr)	0.00	5.96	0.00	34.20
120-1491-6232-4080-00046-1	Medicare Tax (NonTchr)	0.00	26.75	0.00	30.08
120-1491-6232-4090-00046-1	Medicare Tax (NonTchr)	0.00	13.38	37.70	42.76
120-1491-6232-5000-00046-1	Medicare Tax (NonTchr)	0.00	8.92	52.20	11.40
120-1491-6232-5020-00046-1	Medicare Tax (NonTchr)	0.00	17.84	0.00	34.20
120-1491-6232-5040-00046-1	Medicare Tax (NonTchr)	0.00	23.78	17.40	28.50
120-1491-6232-5060-00046-1	Medicare Tax (NonTchr)	0.00	17.84	0.00	34.20
120-1491-6232-5100-00046-1	Medicare Tax (NonTchr)	0.00	14.86	0.00	34.20
120-2213-6232-1050-00047-1	Medicare Tax (NonTchr)	0.00	19.33	37.72	37.06
120-2213-6232-1075-00047-1	Medicare Tax (NonTchr)	0.00	11.15	21.74	21.40
120-2213-6232-3000-00047-1	Medicare Tax (NonTchr)	0.00	4.46	8.70	8.56
120-2213-6232-3020-00047-1	Medicare Tax (NonTchr)	0.00	4.46	8.70	8.56
120-2213-6232-3040-00047-1	Medicare Tax (NonTchr)	0.00	4.46	8.70	8.56
120-2213-6232-3060-00047-1	Medicare Tax (NonTchr)	0.00	4.46	8.70	8.56
120-2213-6232-4020-00047-1	Medicare Tax (NonTchr)	0.00	8.92	8.70	8.56
120-2213-6232-4060-00047-1	Medicare Tax (NonTchr)	0.00	4.46	8.70	8.56
120-2213-6232-4070-00047-1	Medicare Tax (NonTchr)	0.00	4.46	8.72	8.56
120-2213-6232-4080-00047-1	Medicare Tax (NonTchr)	0.00	4.46	8.72	8.56
120-2213-6232-4090-00047-1	Medicare Tax (NonTchr)	0.00	4.46	8.70	8.56
120-2213-6232-5000-00047-1	Medicare Tax (NonTchr)	0.00	4.46	8.72	8.56
120-2213-6232-5020-00047-1	Medicare Tax (NonTchr)	0.00	4.46	8.70	8.56
120-2213-6232-5040-00047-1	Medicare Tax (NonTchr)	0.00	4.46	8.70	8.56

All Expenditure Accounts FY23

Account Code	Account Description	Budget Requested	1St Prior Year Actual	2Nd Prior Year Actual	3Rd Prior Year Actual
120-2213-6232-5060-00047-1	Medicare Tax (NonTchr)	0.00	4.46	8.70	8.56
120-2213-6232-5080-00047-1	Medicare Tax (NonTchr)	0.00	4.46	8.70	8.56
120-2213-6232-5100-00047-1	Medicare Tax (NonTchr)	0.00	4.46	8.70	8.56
120-2213-6232-7500-00047-1	Medicare Tax (NonTchr)	0.00	2.23	4.36	4.28
120-2213-6232-1050-00048-1	Medicare Tax (NonTchr)	0.00	18.72	24.36	7.96
120-2213-6232-1075-00048-1	Medicare Tax (NonTchr)	0.00	22.88	20.30	31.84
120-2213-6232-3000-00048-1	Medicare Tax (NonTchr)	0.00	4.16	4.06	3.98
120-2213-6232-3020-00048-1	Medicare Tax (NonTchr)	0.00	14.56	28.42	19.90
120-2213-6232-3040-00048-1	Medicare Tax	0.00	2.08	4.06	3.98
120-2213-6232-3060-00048-1	Medicare Tax (NonTchr)	0.00	8.32	16.24	23.88
120-2213-6232-4020-00048-1	Medicare Tax (NonTchr)	0.00	4.16	8.12	7.96
120-2213-6232-4060-00048-1	Medicare Tax (NonTchr)	0.00	12.48	12.18	11.94
120-2213-6232-4070-00048-1	Medicare Tax (NonTchr)	0.00	6.24	24.36	27.86
120-2213-6232-4080-00048-1	Medicare Tax (NonTchr)	0.00	6.24	12.18	7.96
120-2213-6232-4090-00048-1	Medicare Tax	0.00	2.08	4.06	7.96
120-2213-6232-5000-00048-1	Medicare Tax (NonTchr)	0.00	4.16	4.06	0.00
120-2213-6232-5020-00048-1	Medicare Tax (NonTchr)	0.00	14.56	4.06	11.94
120-2213-6232-5040-00048-1	Medicare Tax (NonTchr)	0.00	2.08	8.12	7.96
120-2213-6232-5060-00048-1	Medicare Tax (NonTchr)	0.00	12.48	12.18	11.94
120-2213-6232-5080-00048-1	Medicare Tax	0.00	6.24	8.12	0.00
120-2213-6232-5100-00048-1	Medicare Tax (NonTchr)	0.00	4.16	8.12	15.92
120-2219-6232-1050-00049-1	Medicare Tax (NonTchr)	0.00	16.32	32.64	17.34
120-2219-6232-1075-00049-1	Medicare Tax	0.00	16.32	32.64	0.00
120-2219-6232-3000-00049-1	Medicare Tax (NonTchr)	0.00	16.31	32.62	32.62
120-2219-6232-3020-00049-1	Medicare Tax (NonTchr)	0.00	16.31	32.62	32.62
120-2219-6232-3040-00049-1	Medicare Tax (NonTchr)	0.00	16.31	32.62	32.62
120-2219-6232-3060-00049-1	Medicare Tax (NonTchr)	0.00	16.31	32.62	32.62
120-1151-6232-1050-00063-1	Medicare Tax (NonTchr)	0.00	264.64	529.28	522.04
120-2122-6232-1050-00063-1	Medicare Tax (NonTchr)	0.00	21.75	43.50	43.50
120-1151-6232-1075-00063-1	Medicare Tax (NonTchr)	0.00	261.02	522.04	522.02
120-2122-6232-1075-00063-1	Medicare Tax (NonTchr)	0.00	21.75	43.50	43.50
120-1131-6232-3000-00063-1	Medicare Tax (NonTchr)	0.00	87.00	174.00	174.00
120-1131-6232-3020-00063-1	Medicare Tax (NonTchr)	0.00	87.00	174.00	174.00
120-1131-6232-3040-00063-1	Medicare Tax (NonTchr)	0.00	76.14	152.28	152.28
120-1131-6232-3060-00063-1	Medicare Tax (NonTchr)	0.00	90.63	181.26	181.26
120-1151-6232-1050-00064-1	Medicare Tax (NonTchr)	0.00	243.64	294.60	396.56
120-1151-6232-1075-00064-1	Medicare Tax (NonTchr)	0.00	246.25	429.71	440.37
120-1151-6232-1050-00065-1	Medicare Tax (NonTchr)	0.00	94.67	54.33	33.18
120-1151-6232-1075-00065-1	Medicare Tax (NonTchr)	0.00	103.58	63.68	45.87
120-1131-6232-3000-00065-1	Medicare Tax (NonTchr)	0.00	132.75	84.40	42.15
120-1131-6232-3020-00065-1	Medicare Tax	0.00	40.20	36.54	18.24
120-1131-6232-3040-00065-1	Medicare Tax (NonTchr)	0.00	110.02	90.40	29.81
120-1131-6232-3060-00065-1	Medicare Tax (NonTchr)	0.00	81.61	57.66	15.03

All Expenditure Accounts FY23

Account Code	Account Description	Budget Requested	1St Prior Year Actual	2Nd Prior Year Actual	3Rd Prior Year Actual
120-1111-6232-4020-00065-1	Medicare Tax	0.00	23.57	1.04	18.19
120-1111-6232-4060-00065-1	Medicare Tax (NonTchr)	0.00	102.17	20.76	49.10
120-1111-6232-4070-00065-1	Medicare Tax	0.00	74.85	7.25	33.22
120-1111-6232-4080-00065-1	Medicare Tax (NonTchr)	0.00	75.08	0.29	27.98
120-1111-6232-4090-00065-1	Medicare Tax	0.00	55.96	15.54	15.45
120-1111-6232-5000-00065-1	Medicare Tax	0.00	5.69	48.01	16.06
120-1111-6232-5020-00065-1	Medicare Tax (NonTchr)	0.00	84.38	42.08	17.92
120-1111-6232-5040-00065-1	Medicare Tax (NonTchr)	0.00	21.35	26.89	5.69
120-1111-6232-5060-00065-1	Medicare Tax	0.00	3.80	3.65	0.47
120-1111-6232-5080-00065-1	Medicare Tax (NonTchr)	0.00	7.04	0.00	6.09
120-1111-6232-5100-00065-1	Medicare Tax	0.00	61.99	36.86	39.48
120-2211-6232-1050-00310-1	Medicare Tax (NonTchr)	0.00	71.40	112.52	108.72
120-2211-6232-1075-00310-1	Medicare Tax (NonTchr)	0.00	71.40	112.52	108.72
120-2211-6232-3000-00310-1	Medicare Tax (NonTchr)	0.00	71.65	111.91	108.72
120-2211-6232-3020-00310-1	Medicare Tax (NonTchr)	0.00	71.55	112.52	108.72
120-2211-6232-3040-00310-1	Medicare Tax (NonTchr)	0.00	71.40	112.52	109.78
120-2211-6232-3060-00310-1	Medicare Tax (NonTchr)	0.00	71.40	112.63	108.72
120-2211-6232-4020-00310-1	Medicare Tax (NonTchr)	0.00	47.66	74.94	72.56
120-2211-6232-4060-00310-1	Medicare Tax (NonTchr)	0.00	71.40	112.52	108.72
120-2211-6232-4070-00310-1	Medicare Tax (NonTchr)	0.00	71.40	112.52	108.72
120-2211-6232-4080-00310-1	Medicare Tax (NonTchr)	0.00	71.40	112.52	108.72
120-2211-6232-4090-00310-1	Medicare Tax (NonTchr)	0.00	71.40	112.52	108.72
120-2211-6232-5000-00310-1	Medicare Tax (NonTchr)	0.00	71.40	112.52	108.72
120-2211-6232-5020-00310-1	Medicare Tax (NonTchr)	0.00	71.40	112.52	108.72
120-2211-6232-5040-00310-1	Medicare Tax (NonTchr)	0.00	71.40	112.52	108.72
120-2211-6232-5060-00310-1	Medicare Tax (NonTchr)	0.00	71.40	112.52	108.72
120-2211-6232-5080-00310-1	Medicare Tax (NonTchr)	0.00	71.40	112.52	108.72
120-2211-6232-5100-00310-1	Medicare Tax (NonTchr)	0.00	71.40	112.52	108.72
120-1211-6232-3000-00316-1	Medicare Tax (NonTchr)	0.00	188.93	364.86	353.94
120-1211-6232-3020-00316-1	Medicare Tax (NonTchr)	0.00	571.35	1,106.30	1,074.58
120-1211-6232-3040-00316-1	Medicare Tax (NonTchr)	0.00	1,652.84	4,346.40	4,471.65
120-1211-6232-3060-00316-1	Medicare Tax (NonTchr)	0.00	316.16	600.34	580.76
120-1195-6232-1050-00317-1	Medicare Tax (NonTchr)	0.00	506.09	1,795.01	1,340.81
120-1195-6232-1075-00317-1	Medicare Tax (NonTchr)	0.00	0.00	889.56	1,470.82
120-1151-6232-1050-00318-1	Medicare Tax	0.00	0.00	0.00	10.19
120-1193-6232-1050-00318-1	Medicare Tax (NonTchr)	0.00	1,522.95	2,735.90	3,180.85
120-2649-6232-1050-00318-1	Medicare Tax	0.00	1.46	6.57	0.73
120-1151-6232-1075-00318-1	Medicare Tax	0.00	0.00	0.00	10.21
120-1193-6232-1075-00318-1	Medicare Tax (NonTchr)	0.00	1,752.92	2,743.02	3,179.64
120-2649-6232-1075-00318-1	Medicare Tax	0.00	1.44	6.48	0.72
120-2211-6232-1050-00331-1	Medicare Tax (NonTchr)	0.00	622.47	1,004.06	966.86
120-2211-6232-1075-00331-1	Medicare Tax (NonTchr)	0.00	622.46	1,004.56	966.33
120-2211-6232-3000-00331-1	Medicare Tax (NonTchr)	0.00	234.76	422.78	407.16

All Expenditure Accounts FY23

Account Code	Account Description	Budget Requested	1St Prior Year Actual	2Nd Prior Year Actual	3Rd Prior Year Actual
120-2211-6232-3020-00331-1	Medicare Tax (NonTchr)	0.00	234.76	422.78	407.16
120-2211-6232-3040-00331-1	Medicare Tax (NonTchr)	0.00	234.61	423.02	406.87
120-2211-6232-3060-00331-1	Medicare Tax (NonTchr)	0.00	226.15	403.12	389.21
120-1251-6232-4020-00331-1	Medicare Tax	0.00	160.74	158.20	64.52
120-2211-6232-4020-00331-1	Medicare Tax (NonTchr)	0.00	47.08	73.66	70.80
120-1251-6232-4060-00331-1	Medicare Tax	0.00	2.35	0.00	4.36
120-2211-6232-4060-00331-1	Medicare Tax (NonTchr)	0.00	70.77	110.60	106.18
120-2211-6232-4070-00331-1	Medicare Tax (NonTchr)	0.00	70.77	110.60	106.18
120-1251-6232-4080-00331-1	Medicare Tax	0.00	0.00	28.27	17.79
120-2211-6232-4080-00331-1	Medicare Tax (NonTchr)	0.00	70.77	110.60	106.18
120-1251-6232-4090-00331-1	Medicare Tax	0.00	8.61	16.03	15.59
120-2211-6232-4090-00331-1	Medicare Tax (NonTchr)	0.00	70.77	110.60	106.18
120-2211-6232-5000-00331-1	Medicare Tax (NonTchr)	0.00	70.77	110.60	106.18
120-2211-6232-5020-00331-1	Medicare Tax (NonTchr)	0.00	70.77	110.60	106.18
120-2211-6232-5040-00331-1	Medicare Tax (NonTchr)	0.00	70.77	110.60	106.18
120-1251-6232-5060-00331-1	Medicare Tax	0.00	4.70	19.60	12.53
120-2211-6232-5060-00331-1	Medicare Tax (NonTchr)	0.00	70.77	110.60	106.18
120-2211-6232-5080-00331-1	Medicare Tax (NonTchr)	0.00	70.77	110.60	106.18
120-2211-6232-5100-00331-1	Medicare Tax (NonTchr)	0.00	70.47	110.33	106.74
120-1251-6232-8000-00331-1	Medicare Tax	287.00	0.00	0.00	0.00
120-2321-6232-8000-00331-1	Medicare Tax (NonTchr)	0.00	1,214.17	1,902.86	1,830.32
120-2663-6232-8100-00331-1	Medicare Tax (NonTchr)	0.00	901.98	1,415.10	1,371.66
120-2212-6232-1050-00332-1	Medicare Tax	0.00	15.11	0.00	0.00
120-2212-6232-1075-00332-1	Medicare Tax	0.00	21.37	0.00	0.00
120-2212-6232-3000-00332-1	Medicare Tax	0.00	18.08	0.00	0.00
120-2212-6232-3020-00332-1	Medicare Tax	0.00	18.08	0.00	0.00
120-2212-6232-3040-00332-1	Medicare Tax	0.00	18.08	0.00	0.00
120-2212-6232-3060-00332-1	Medicare Tax	0.00	18.08	0.00	0.00
120-2212-6232-4020-00332-1	Medicare Tax (NonTchr)	0.00	24.32	165.89	326.22
120-2212-6232-4060-00332-1	Medicare Tax (NonTchr)	0.00	22.76	179.15	177.74
120-2212-6232-4070-00332-1	Medicare Tax (NonTchr)	0.00	22.76	122.58	176.70
120-2212-6232-4080-00332-1	Medicare Tax (NonTchr)	0.00	22.76	140.87	177.44
120-2212-6232-4090-00332-1	Medicare Tax (NonTchr)	0.00	22.76	124.18	177.74
120-2212-6232-5000-00332-1	Medicare Tax (NonTchr)	0.00	22.76	124.96	177.74
120-2212-6232-5020-00332-1	Medicare Tax (NonTchr)	0.00	22.76	127.88	176.68
120-2212-6232-5040-00332-1	Medicare Tax (NonTchr)	0.00	22.76	124.86	177.74
120-2212-6232-5060-00332-1	Medicare Tax (NonTchr)	0.00	22.76	127.58	177.74
120-2212-6232-5080-00332-1	Medicare Tax (NonTchr)	0.00	22.68	124.77	177.74
120-2212-6232-5100-00332-1	Medicare Tax (NonTchr)	0.00	23.10	140.42	197.30
120-2212-6232-7500-00332-1	Medicare Tax	0.00	0.00	4.34	0.00
120-2212-6232-8400-00332-1	Medicare Tax	145.00	0.00	0.00	0.00
120-2212-6232-1050-00333-1	Medicare Tax (NonTchr)	0.00	61.61	296.03	226.40
120-2212-6232-1075-00333-1	Medicare Tax (NonTchr)	0.00	64.46	261.50	410.63

All Expenditure Accounts FY23

Account Code	Account Description	Budget Requested	1St Prior Year Actual	2Nd Prior Year Actual	3Rd Prior Year Actual
120-2212-6232-3000-00333-1	Medicare Tax (NonTchr)	0.00	64.58	241.12	226.40
120-2212-6232-3020-00333-1	Medicare Tax (NonTchr)	0.00	64.48	258.98	226.52
120-2212-6232-3040-00333-1	Medicare Tax (NonTchr)	0.00	64.58	249.97	226.40
120-2212-6232-3060-00333-1	Medicare Tax (NonTchr)	0.00	59.08	222.25	199.76
120-2212-6232-4020-00333-1	Medicare Tax	0.00	19.25	0.00	0.00
120-2212-6232-4060-00333-1	Medicare Tax	0.00	18.16	0.00	0.00
120-2212-6232-4070-00333-1	Medicare Tax	0.00	18.08	0.00	0.00
120-2212-6232-4080-00333-1	Medicare Tax	0.00	18.08	0.00	0.00
120-2212-6232-4090-00333-1	Medicare Tax	0.00	18.08	0.00	0.00
120-2212-6232-5000-00333-1	Medicare Tax	0.00	18.08	0.00	0.00
120-2212-6232-5020-00333-1	Medicare Tax	0.00	18.08	0.00	0.00
120-2212-6232-5040-00333-1	Medicare Tax	0.00	18.08	0.00	0.00
120-2212-6232-5060-00333-1	Medicare Tax	0.00	18.08	0.00	0.00
120-2212-6232-5080-00333-1	Medicare Tax	0.00	18.08	0.00	0.00
120-2212-6232-5100-00333-1	Medicare Tax	0.00	18.08	0.00	0.00
120-2212-6232-8400-00333-1	Medicare Tax	58.00	0.00	0.00	0.00
120-1131-6232-3040-00334-1	Medicare Tax (NonTchr)	0.00	0.00	0.00	162.69
120-1131-6232-3060-00334-1	Medicare Tax (NonTchr)	0.00	76.56	145.29	157.91
120-2214-6232-1050-00335-3	Medicare Tax	0.00	0.00	152.46	413.73
120-2214-6232-1075-00335-3	Medicare Tax	0.00	0.00	182.62	375.71
120-2214-6232-3000-00335-3	Medicare Tax	0.00	0.00	76.85	204.52
120-2214-6232-3020-00335-3	Medicare Tax	0.00	0.00	80.32	205.17
120-2214-6232-3040-00335-3	Medicare Tax	0.00	0.00	51.33	152.02
120-2214-6232-3060-00335-3	Medicare Tax	0.00	0.00	79.37	253.65
120-2214-6232-4020-00335-3	Medicare Tax	0.00	0.00	36.96	114.36
120-2214-6232-4060-00335-3	Medicare Tax	0.00	0.00	55.23	129.33
120-2214-6232-4070-00335-3	Medicare Tax	0.00	0.00	46.01	139.77
120-2214-6232-4080-00335-3	Medicare Tax	0.00	0.00	40.69	118.04
120-2214-6232-4090-00335-3	Medicare Tax	0.00	0.00	41.89	107.33
120-2214-6232-5000-00335-3	Medicare Tax	0.00	0.00	41.34	108.96
120-2214-6232-5020-00335-3	Medicare Tax	0.00	0.00	45.68	88.29
120-2214-6232-5040-00335-3	Medicare Tax	0.00	0.00	48.72	118.26
120-2214-6232-5060-00335-3	Medicare Tax	0.00	0.00	42.97	136.76
120-2214-6232-5080-00335-3	Medicare Tax	0.00	0.00	27.56	99.57
120-2214-6232-5100-00335-3	Medicare Tax	0.00	0.00	47.09	121.03
120-2214-6232-8000-00335-3	Medicare Tax (NonTchr)	5,790.00	1,202.69	0.00	0.00
120-2212-6232-1050-00336-1	Medicare Tax	0.00	24.96	0.00	0.00
120-2222-6232-1050-00336-1	Medicare Tax (NonTchr)	0.00	50.41	78.88	99.83
120-2212-6232-1075-00336-1	Medicare Tax	0.00	24.96	0.00	0.00
120-2222-6232-1075-00336-1	Medicare Tax (NonTchr)	0.00	50.41	78.88	99.83
120-2212-6232-3000-00336-1	Medicare Tax	0.00	24.96	0.00	0.00
120-2222-6232-3000-00336-1	Medicare Tax (NonTchr)	0.00	50.41	78.88	99.84
120-2212-6232-3020-00336-1	Medicare Tax	0.00	24.96	0.00	0.00



All Expenditure Accounts FY23

Account Code	Account Description	Budget Requested	1St Prior Year Actual	2Nd Prior Year Actual	3Rd Prior Year Actual
120-2222-6232-3020-00336-1	Medicare Tax (NonTchr)	0.00	50.41	78.88	99.83
120-2212-6232-3040-00336-1	Medicare Tax	0.00	24.96	0.00	0.00
120-2222-6232-3040-00336-1	Medicare Tax (NonTchr)	0.00	50.41	78.88	99.83
120-2212-6232-3060-00336-1	Medicare Tax	0.00	24.96	0.00	0.00
120-2222-6232-3060-00336-1	Medicare Tax (NonTchr)	0.00	50.41	78.88	99.83
120-2212-6232-4020-00336-1	Medicare Tax	0.00	20.80	0.00	0.00
120-2222-6232-4020-00336-1	Medicare Tax (NonTchr)	0.00	33.61	52.57	66.56
120-2212-6232-4060-00336-1	Medicare Tax	0.00	24.92	0.00	0.00
120-2222-6232-4060-00336-1	Medicare Tax (NonTchr)	0.00	50.41	78.88	99.83
120-2212-6232-4070-00336-1	Medicare Tax	0.00	24.96	0.00	0.00
120-2222-6232-4070-00336-1	Medicare Tax (NonTchr)	0.00	50.41	78.88	99.83
120-2212-6232-4080-00336-1	Medicare Tax	0.00	24.96	0.00	0.00
120-2222-6232-4080-00336-1	Medicare Tax (NonTchr)	0.00	50.41	78.88	98.08
120-2212-6232-4090-00336-1	Medicare Tax	0.00	24.95	0.00	0.00
120-2222-6232-4090-00336-1	Medicare Tax (NonTchr)	0.00	50.41	78.88	99.83
120-2212-6232-5000-00336-1	Medicare Tax	0.00	24.96	0.00	0.00
120-2222-6232-5000-00336-1	Medicare Tax (NonTchr)	0.00	50.41	78.86	99.83
120-2212-6232-5020-00336-1	Medicare Tax	0.00	24.96	0.00	0.00
120-2222-6232-5020-00336-1	Medicare Tax (NonTchr)	0.00	50.31	79.13	99.83
120-2212-6232-5040-00336-1	Medicare Tax	0.00	24.96	0.00	0.00
120-2222-6232-5040-00336-1	Medicare Tax (NonTchr)	0.00	50.24	78.88	99.83
120-2212-6232-5060-00336-1	Medicare Tax	0.00	24.96	0.00	0.00
120-2222-6232-5060-00336-1	Medicare Tax (NonTchr)	0.00	50.41	78.88	99.83
120-2212-6232-5080-00336-1	Medicare Tax	0.00	20.80	0.00	0.00
120-2222-6232-5080-00336-1	Medicare Tax (NonTchr)	0.00	50.41	78.88	99.83
120-2212-6232-5100-00336-1	Medicare Tax	0.00	24.96	0.00	0.00
120-2222-6232-5100-00336-1	Medicare Tax (NonTchr)	0.00	50.41	78.88	99.83
120-2212-6232-1075-00337-1	Medicare Tax	0.00	14.48	0.00	0.00
120-2212-6232-1050-00338-1	Medicare Tax	0.00	21.04	0.00	0.00
120-2212-6232-1075-00338-1	Medicare Tax	0.00	22.25	0.00	0.00
120-2212-6232-3000-00338-1	Medicare Tax	0.00	25.27	0.00	0.00
120-2212-6232-3020-00338-1	Medicare Tax	0.00	25.27	0.00	0.00
120-2212-6232-3040-00338-1	Medicare Tax	0.00	25.27	0.00	0.00
120-2212-6232-3060-00338-1	Medicare Tax	0.00	25.27	0.00	0.00
120-2212-6232-4020-00338-1	Medicare Tax	0.00	25.27	0.00	0.00
120-2212-6232-4060-00338-1	Medicare Tax	0.00	25.27	0.00	0.00
120-2212-6232-4070-00338-1	Medicare Tax	0.00	25.27	0.00	0.00
120-2212-6232-4080-00338-1	Medicare Tax	0.00	24.96	0.00	0.00
120-2212-6232-4090-00338-1	Medicare Tax	0.00	25.27	0.00	0.00
120-2212-6232-5000-00338-1	Medicare Tax	0.00	25.27	0.00	0.00
120-2212-6232-5020-00338-1	Medicare Tax	0.00	25.27	0.00	0.00
120-2212-6232-5040-00338-1	Medicare Tax	0.00	25.27	0.00	0.00
120-2212-6232-5060-00338-1	Medicare Tax	0.00	25.27	0.00	0.00

All Expenditure Accounts FY23

Account Code	Account Description	Budget Requested	1St Prior Year Actual	2Nd Prior Year Actual	3Rd Prior Year Actual
120-2212-6232-5080-00338-1	Medicare Tax	0.00	25.27	0.00	0.00
120-2212-6232-5100-00338-1	Medicare Tax	0.00	25.27	0.00	0.00
120-2212-6232-8400-00338-1	Medicare Tax	73.00	0.00	0.00	0.00
120-2212-6232-1050-00339-1	Medicare Tax	0.00	22.83	0.00	0.00
120-2212-6232-1075-00339-1	Medicare Tax	0.00	22.83	0.00	0.00
120-2212-6232-3000-00339-1	Medicare Tax	0.00	27.42	0.00	0.00
120-2212-6232-3020-00339-1	Medicare Tax	0.00	27.32	0.00	0.00
120-2212-6232-3040-00339-1	Medicare Tax	0.00	27.35	0.00	0.00
120-2212-6232-3060-00339-1	Medicare Tax	0.00	27.42	0.00	0.00
120-2212-6232-4020-00339-1	Medicare Tax	0.00	27.42	0.00	0.00
120-2212-6232-4060-00339-1	Medicare Tax	0.00	27.42	0.00	0.00
120-2212-6232-4070-00339-1	Medicare Tax	0.00	27.42	0.00	0.00
120-2212-6232-4080-00339-1	Medicare Tax	0.00	27.42	0.00	0.00
120-2212-6232-4090-00339-1	Medicare Tax	0.00	27.42	0.00	0.00
120-2212-6232-5000-00339-1	Medicare Tax	0.00	27.42	0.00	0.00
120-2212-6232-5020-00339-1	Medicare Tax	0.00	27.42	0.00	0.00
120-2212-6232-5040-00339-1	Medicare Tax	0.00	27.42	0.00	0.00
120-2212-6232-5060-00339-1	Medicare Tax	0.00	27.42	0.00	0.00
120-2212-6232-5080-00339-1	Medicare Tax	0.00	27.42	0.00	0.00
120-2212-6232-5100-00339-1	Medicare Tax	0.00	27.42	0.00	0.00
120-2212-6232-8400-00339-1	Medicare Tax	73.00	0.00	0.00	0.00
120-2212-6232-4020-00414-1	Medicare Tax (NonTchr)	0.00	44.87	191.90	176.40
120-2212-6232-4060-00414-1	Medicare Tax (NonTchr)	0.00	40.32	172.58	158.82
120-2212-6232-4070-00414-1	Medicare Tax (NonTchr)	0.00	40.32	172.58	158.82
120-2212-6232-4080-00414-1	Medicare Tax (NonTchr)	0.00	40.32	172.39	158.10
120-2212-6232-4090-00414-1	Medicare Tax (NonTchr)	0.00	40.32	172.58	158.82
120-2212-6232-5000-00414-1	Medicare Tax (NonTchr)	0.00	40.32	172.58	158.82
120-2212-6232-5020-00414-1	Medicare Tax (NonTchr)	0.00	40.32	172.58	158.86
120-2212-6232-5040-00414-1	Medicare Tax (NonTchr)	0.00	40.32	172.31	158.82
120-2212-6232-5060-00414-1	Medicare Tax (NonTchr)	0.00	40.44	173.02	158.33
120-2212-6232-5080-00414-1	Medicare Tax	0.00	40.32	172.58	158.82
120-2212-6232-5100-00414-1	Medicare Tax (NonTchr)	0.00	40.59	173.18	158.82
120-2321-6232-8000-00522-1	Medicare Tax (NonTchr)	0.00	2,153.35	3,119.70	3,007.06
120-2521-6232-8000-00523-1	Medicare Tax (NonTchr)	0.00	685.66	0.00	0.00
120-2321-6232-8000-00526-1	Medicare Tax (NonTchr)	0.00	1,512.46	2,358.36	2,242.16
120-2649-6232-8000-00526-1	Medicare Tax (NonTchr)	0.00	0.00	1.45	1.45
120-2331-6232-8100-00530-1	Medicare Tax (NonTchr)	0.00	1,061.87	1,675.06	1,617.08
120-3211-6232-8100-00534-1	Medicare Tax (NonTchr)	0.00	179.58	33.33	172.27
120-1131-6232-3000-00619-1	Medicare Tax	0.00	0.00	0.00	2.78
120-2213-6232-3000-00619-1	Medicare Tax	0.00	0.00	22.46	24.27
120-1151-6232-1050-00750-1	Medicare Tax	0.00	24.19	19.20	29.19
120-1151-6232-1075-00750-1	Medicare Tax	0.00	47.55	22.55	60.44
120-1191-6232-1050-01191-1	Medicare Tax (NonTchr)	0.00	21.75	15.23	764.99

All Expenditure Accounts FY23

Account Code	Account Description	Budget Requested	1St Prior Year Actual	2Nd Prior Year Actual	3Rd Prior Year Actual
120-1191-6232-1075-01191-1	Medicare Tax	0.00	1,340.24	2,376.67	774.40
120-1191-6232-3020-01191-1	Medicare Tax	0.00	0.00	646.66	357.78
120-1191-6232-3060-01191-1	Medicare Tax (NonTchr)	0.00	1,331.18	581.63	712.74
120-1191-6232-4060-01191-1	Medicare Tax (NonTchr)	0.00	1,748.93	810.67	0.00
120-1191-6232-4070-01191-1	Medicare Tax (NonTchr)	0.00	0.00	0.00	808.12
120-1191-6232-4080-01191-1	Medicare Tax	0.00	0.00	1,499.07	1,898.93
120-1191-6232-5040-01191-1	Medicare Tax	0.00	0.00	98.32	782.55
120-1191-6232-5060-01191-1	Medicare Tax	0.00	1,801.47	808.38	0.00
120-1191-6232-5100-01191-1	Medicare Tax	0.00	2,431.63	1,003.34	0.00
120-1281-6232-7500-12810-3	Medicare Tax (NonTchr)	0.00	11,726.62	23,555.64	23,013.33
120-3511-6232-7500-32400-3	Medicare Tax (NonTchr)	0.00	1,622.67	1,974.85	1,073.59
120-3812-6232-1050-42200-4	Medicare Tax	0.00	80.86	0.00	0.00
120-3812-6232-1075-42200-4	Medicare Tax	0.00	27.84	0.00	0.00
120-3812-6232-3000-42200-4	Medicare Tax	0.00	52.09	0.00	0.00
120-3812-6232-3020-42200-4	Medicare Tax	0.00	8.61	0.00	0.00
120-3812-6232-3040-42200-4	Medicare Tax	0.00	20.92	0.00	0.00
120-3812-6232-3060-42200-4	Medicare Tax	0.00	11.75	0.00	0.00
120-1251-6232-4020-42200-4	Medicare Tax	0.00	802.81	0.00	0.00
120-3812-6232-4020-42200-4	Medicare Tax	0.00	40.29	0.00	0.00
120-1251-6232-4060-42200-4	Medicare Tax	0.00	695.13	0.00	0.00
120-3812-6232-4060-42200-4	Medicare Tax	0.00	121.60	0.00	0.00
120-1251-6232-4070-42200-4	Medicare Tax	0.00	773.11	0.00	0.00
120-3812-6232-4070-42200-4	Medicare Tax	0.00	43.83	0.00	0.00
120-1251-6232-4080-42200-4	Medicare Tax	0.00	637.35	0.00	0.00
120-3812-6232-4080-42200-4	Medicare Tax	0.00	11.95	0.00	0.00
120-1251-6232-4090-42200-4	Medicare Tax	0.00	969.35	0.00	0.00
120-3812-6232-4090-42200-4	Medicare Tax	0.00	70.08	0.00	0.00
120-1251-6232-5000-42200-4	Medicare Tax	0.00	993.15	0.00	0.00
120-3812-6232-5000-42200-4	Medicare Tax	0.00	146.28	0.00	0.00
120-1251-6232-5020-42200-4	Medicare Tax	0.00	239.08	0.00	0.00
120-3812-6232-5020-42200-4	Medicare Tax	0.00	28.99	0.00	0.00
120-1251-6232-5040-42200-4	Medicare Tax	0.00	588.42	0.00	0.00
120-3812-6232-5040-42200-4	Medicare Tax	0.00	189.98	0.00	0.00
120-1251-6232-5060-42200-4	Medicare Tax	0.00	726.05	0.00	0.00
120-3812-6232-5060-42200-4	Medicare Tax	0.00	17.22	0.00	0.00
120-1251-6232-5080-42200-4	Medicare Tax	0.00	605.27	0.00	0.00
120-3812-6232-5080-42200-4	Medicare Tax	0.00	8.23	0.00	0.00
120-1251-6232-5100-42200-4	Medicare Tax	0.00	611.75	0.00	0.00
120-3812-6232-5100-42200-4	Medicare Tax	0.00	120.15	0.00	0.00
120-1251-6232-1050-42300-4	Medicare Tax	0.00	625.71	0.00	0.00
120-1411-6232-1050-42300-4	Medicare Tax ESSER II - MHS	0.00	50.53	0.00	0.00
120-1251-6232-1075-42300-4	Medicare Tax	0.00	901.77	0.00	0.00
120-1411-6232-1075-42300-4	Medicare Tax ESSER II - OHS	0.00	142.68	0.00	0.00

All Expenditure Accounts FY23

Account Code	Account Description	Budget Requested	1St Prior Year Actual	2Nd Prior Year Actual	3Rd Prior Year Actual
120-1251-6232-3000-42300-4	Medicare Tax	0.00	602.96	0.00	0.00
120-1131-6232-3020-42300-4	Medicare Tax - OMS	0.00	6.68	0.00	0.00
120-1251-6232-3020-42300-4	Medicare Tax	0.00	638.16	0.00	0.00
120-1251-6232-3040-42300-4	Medicare Tax	0.00	885.71	0.00	0.00
120-1251-6232-3060-42300-4	Medicare Tax	0.00	700.80	0.00	0.00
120-1111-6232-4020-42300-4	Medicare Tax - Beasley	0.00	20.02	0.00	0.00
120-1411-6232-4020-42300-4	Medicare Tax ESSER II - BEASLEY	0.00	11.89	0.00	0.00
120-1111-6232-4060-42300-4	Medicare Tax - Bierbaum	0.00	5.00	0.00	0.00
120-1411-6232-4070-42300-4	Medicare Tax ESSER II - BLADES	0.00	41.62	0.00	0.00
120-1411-6232-4080-42300-4	Medicare Tax ESSER II - FORDER	0.00	8.92	0.00	0.00
120-1411-6232-4090-42300-4	Medicare Tax ESSER II - HAGEMANN	0.00	2.97	0.00	0.00
120-1411-6232-5000-42300-4	Medicare Tax ESSER II - OAKVILLE ELEM	0.00	23.78	0.00	0.00
120-1411-6232-5020-42300-4	Medicare Tax ESSER II - POINT	0.00	62.42	0.00	0.00
120-1411-6232-5040-42300-4	Medicare Tax ESSER II - ROGERS	0.00	62.42	0.00	0.00
120-1411-6232-5060-42300-4	Medicare Tax ESSER II - TRAUTWEIN	0.00	20.81	0.00	0.00
120-1111-6232-5080-42300-4	Medicare Tax - MOSAIC	0.00	11.67	0.00	0.00
120-1111-6232-5100-42300-4	Medicare Tax- ESSER II Wohl	0.00	16.67	0.00	0.00
120-1321-6232-1050-42701-4	Medicare Tax	0.00	18.67	8.70	0.00
120-1331-6232-1050-42701-4	Medicare Tax	0.00	8.92	8.70	0.00
120-1371-6232-1050-42701-4	Medicare Tax	0.00	27.85	58.69	34.80
120-2213-6232-1050-42701-4	Medicare Tax (NonTchr)	0.00	0.00	0.00	5.56
120-1321-6232-1075-42701-4	Medicare Tax	0.00	17.84	26.67	0.00
120-1331-6232-1075-42701-4	Medicare Tax	0.00	12.26	4.35	0.00
120-1371-6232-1075-42701-4	Medicare Tax	0.00	19.51	31.32	121.80
120-2213-6232-1075-42701-4	Medicare Tax (NonTchr)	0.00	0.00	0.00	6.95
120-1331-6232-3000-42701-4	Medicare Tax	0.00	1.67	0.00	0.00
120-1371-6232-3000-42701-4	Medicare Tax	0.00	34.80	17.40	17.40
120-1371-6232-3020-42701-4	Medicare Tax	0.00	28.28	40.08	17.40
120-1331-6232-3040-42701-4	Medicare Tax	0.00	1.67	0.00	0.00
120-1371-6232-3040-42701-4	Medicare Tax	0.00	17.40	0.00	52.20
120-1331-6232-3060-42701-4	Medicare Tax	0.00	1.67	0.00	0.00
120-1371-6232-3060-42701-4	Medicare Tax	0.00	0.00	0.00	17.40
120-1371-6232-8400-42701-4	Medicare Tax	348.00	0.00	0.00	0.00
120-1281-6232-7500-44201-4	Medicare Tax	0.00	619.41	0.00	0.00
120-1251-6232-4020-45100-4	Medicare Tax (NonTchr)	0.00	1,525.49	3,140.39	2,803.87
120-2213-6232-4020-45100-4	Medicare Tax	0.00	0.00	0.00	2.78
120-1251-6232-4060-45100-4	Medicare Tax (NonTchr)	0.00	2,341.82	4,552.73	3,841.23
120-2213-6232-4060-45100-4	Medicare Tax	0.00	31.69	0.00	46.55
120-1251-6232-4080-45100-4	Medicare Tax (NonTchr)	0.00	1,413.54	2,475.37	2,422.06
120-2213-6232-4080-45100-4	Medicare Tax	0.00	15.01	0.00	19.46
120-3611-6232-4090-45100-4	Medicare Tax	0.00	0.00	19.00	0.00
120-1251-6232-8000-45100-4	Medicare Tax (NonTchr)	19,000.00	0.00	0.00	0.00
120-2213-6232-1050-46200-4	Medicare Tax (NonTchr)	0.00	26.28	5.08	56.75

All Expenditure Accounts FY23

Account Code	Account Description	Budget Requested	1St Prior Year Actual	2Nd Prior Year Actual	3Rd Prior Year Actual
120-2213-6232-1075-46200-4	Medicare Tax - LEP	0.00	5.88	5.08	17.13
120-1251-6232-3000-46200-4	Medicare Tax (NonTchr)	0.00	307.45	590.20	569.92
120-2213-6232-3000-46200-4	Medicare Tax -LEP	0.00	25.80	6.10	58.64
120-2213-6232-3020-46200-4	Medicare Tax (NonTchr)	0.00	23.35	6.10	11.38
120-2213-6232-3040-46200-4	Medicare Tax -LEP	0.00	20.90	6.10	14.16
120-2213-6232-3060-46200-4	Medicare Tax -LEP	0.00	18.85	6.10	18.33
120-2213-6232-4020-46200-4	Medicare Tax -LEP	0.00	5.40	6.10	9.99
120-1251-6232-4060-46200-4	Medicare Tax	0.00	0.00	0.00	2.44
120-2213-6232-4060-46200-4	Medicare Tax -LEP	0.00	8.53	6.10	22.50
120-2213-6232-4070-46200-4	Medicare Tax (NonTchr)	0.00	3.83	6.10	10.07
120-1251-6232-4080-46200-4	Medicare Tax	0.00	0.00	0.76	9.43
120-2213-6232-4080-46200-4	Medicare Tax -LEP	0.00	12.76	6.10	11.38
120-2213-6232-4090-46200-4	Medicare Tax -LEP	0.00	8.74	6.10	9.99
120-2213-6232-5000-46200-4	Medicare Tax -LEP	0.00	5.32	5.94	7.21
120-2213-6232-5020-46200-4	Medicare Tax (NonTchr)	0.00	4.71	6.10	5.82
120-2213-6232-5040-46200-4	Medicare Tax	0.00	3.05	6.10	9.99
120-2213-6232-5060-46200-4	Medicare Tax -LEP	0.00	4.62	6.10	9.99
120-1251-6232-5080-46200-4	Medicare Tax	0.00	0.00	0.00	6.80
120-2213-6232-5080-46200-4	Medicare Tax	0.00	3.05	6.10	5.82
120-2213-6232-5100-46200-4	Medicare Tax -LEP	0.00	8.06	6.10	9.99
120-2212-6232-1050-46500-4	Medicare Tax	0.00	22.14	42.18	0.00
120-2212-6232-1075-46500-4	Medicare Tax	0.00	22.14	42.18	0.00
120-2212-6232-3000-46500-4	Medicare Tax	0.00	22.26	41.81	0.00
120-2212-6232-3020-46500-4	Medicare Tax	0.00	22.14	42.18	0.00
120-2212-6232-3040-46500-4	Medicare Tax	0.00	22.14	42.18	0.00
120-2212-6232-3060-46500-4	Medicare Tax	0.00	22.14	42.18	0.00
120-2212-6232-4020-46500-4	Medicare Tax	0.00	18.49	35.16	0.00
120-2212-6232-4060-46500-4	Medicare Tax	0.00	22.14	42.18	0.00
120-2212-6232-4070-46500-4	Medicare Tax	0.00	22.14	42.18	0.00
120-2212-6232-4080-46500-4	Medicare Tax	0.00	22.14	41.93	0.00
120-2212-6232-4090-46500-4	Medicare Tax	0.00	22.14	42.18	0.00
120-2212-6232-5000-46500-4	Medicare Tax	0.00	22.14	42.18	0.00
120-2212-6232-5020-46500-4	Medicare Tax	0.00	22.22	42.18	0.00
120-2212-6232-5040-46500-4	Medicare Tax	0.00	22.14	42.18	0.00
120-2212-6232-5060-46500-4	Medicare Tax	0.00	22.14	42.18	0.00
120-2212-6232-5080-46500-4	Medicare Tax	0.00	18.49	35.16	0.00
120-2212-6232-5100-46500-4	Medicare Tax	800.00	22.14	42.18	0.00
500-2562-6232-1050-00531-1	Medicare Tax (NonTchr)	0.00	1,350.01	906.16	2,704.36
500-2562-6232-1075-00531-1	Medicare Tax (NonTchr)	0.00	911.40	508.70	1,738.00
500-2562-6232-3000-00531-1	Medicare Tax (NonTchr)	0.00	515.37	410.48	907.50
500-2562-6232-3020-00531-1	Medicare Tax (NonTchr)	0.00	645.22	430.97	960.34
500-2562-6232-3040-00531-1	Medicare Tax (NonTchr)	0.00	568.38	401.04	909.87
500-2562-6232-3060-00531-1	Medicare Tax (NonTchr)	0.00	825.20	605.36	1,278.55

*All Expenditure Accounts FY23*

Account Code	Account Description	Budget Requested	1St Prior Year Actual	2Nd Prior Year Actual	3Rd Prior Year Actual
500-2562-6232-4020-00531-1	Medicare Tax (NonTchr)	0.00	523.33	237.22	793.82
500-2562-6232-4060-00531-1	Medicare Tax (NonTchr)	0.00	495.59	298.31	908.87
500-2562-6232-4070-00531-1	Medicare Tax (NonTchr)	0.00	426.08	308.78	773.00
500-2562-6232-4080-00531-1	Medicare Tax (NonTchr)	0.00	439.44	260.59	737.22
500-2562-6232-4090-00531-1	Medicare Tax (NonTchr)	0.00	377.35	234.81	555.83
500-2562-6232-5000-00531-1	Medicare Tax (NonTchr)	0.00	385.11	279.43	683.84
500-2562-6232-5020-00531-1	Medicare Tax (NonTchr)	0.00	422.45	278.75	914.40
500-2562-6232-5040-00531-1	Medicare Tax (NonTchr)	0.00	310.07	226.34	534.41
500-2562-6232-5060-00531-1	Medicare Tax (NonTchr)	0.00	411.80	283.13	725.61
500-2562-6232-5080-00531-1	Medicare Tax (NonTchr)	0.00	319.90	226.80	540.33
500-2562-6232-5100-00531-1	Medicare Tax (NonTchr)	0.00	454.49	304.86	695.31
500-2561-6232-8400-00531-1	Medicare Tax (NonTchr)	12,760.00	1,836.06	3,739.21	3,041.76
500-2562-6232-8400-00531-1	Medicare Tax (NonTchr)	12,760.00	952.79	552.04	1,322.47
500-2562-6232-8100-00550-1	Medicare Tax (NonTchr)	0.00	0.00	0.01	0.00
500-2562-6232-1050-42300-4	Medicare Tax	0.00	0.00	1,639.00	0.00
500-2562-6232-1075-42300-4	Medicare Tax	0.00	0.00	986.00	0.00
500-2562-6232-3000-42300-4	Medicare Tax	0.00	0.00	548.00	0.00
500-2562-6232-3020-42300-4	Medicare Tax	0.00	0.00	652.00	0.00
500-2562-6232-3040-42300-4	Medicare Tax	0.00	0.00	607.00	0.00
500-2562-6232-3060-42300-4	Medicare Tax	0.00	0.00	859.00	0.00
500-2562-6232-4020-42300-4	Medicare Tax	0.00	0.00	464.00	0.00
500-2562-6232-4060-42300-4	Medicare Tax	0.00	0.00	457.00	0.00
500-2562-6232-4070-42300-4	Medicare Tax	0.00	0.00	455.00	0.00
500-2562-6232-4080-42300-4	Medicare Tax	0.00	0.00	392.00	0.00
500-2562-6232-4090-42300-4	Medicare Tax	0.00	0.00	328.00	0.00
500-2562-6232-5000-42300-4	Medicare Tax	0.00	0.00	389.00	0.00
500-2562-6232-5020-42300-4	Medicare Tax	0.00	0.00	390.00	0.00
500-2562-6232-5040-42300-4	Medicare Tax	0.00	0.00	341.00	0.00
500-2562-6232-5060-42300-4	Medicare Tax	0.00	0.00	385.00	0.00
500-2562-6232-5080-42300-4	Medicare Tax	0.00	0.00	337.00	0.00
500-2562-6232-5100-42300-4	Medicare Tax	0.00	0.00	425.00	0.00
500-2562-6232-8400-42300-4	Medicare Tax	0.00	0.00	784.00	0.00
600-2521-6232-8000-00334-1	Medicare Tax	0.00	0.00	0.00	5.56
600-2521-6232-7500-00518-1	Medicare Tax (NonTchr)	0.00	0.00	0.00	18.34
600-1411-6232-7500-00614-1	Medicare Tax (NonTchr)	0.00	2.29	0.00	22.57
600-1411-6232-7500-00615-1	Medicare Tax (NonTchr)	0.00	10.46	10.33	4.46
600-1411-6232-3040-00643-1	Medicare Tax (NonTchr)	0.00	103.30	6.38	90.66
600-1411-6232-1075-00646-1	Medicare Tax	0.00	0.00	0.00	4.17
600-1411-6232-1050-00655-1	Medicare Tax (NonTchr)	0.00	0.00	0.00	1.39
600-1411-6232-1075-00655-1	Medicare Tax (NonTchr)	0.00	0.00	0.00	25.70
600-1411-6232-3020-00655-1	Medicare Tax (NonTchr)	0.00	0.00	0.00	3.47
600-1411-6232-3040-00655-1	Medicare Tax (NonTchr)	0.00	0.00	0.00	4.17
600-1411-6232-3060-00655-1	Medicare Tax (NonTchr)	0.00	3.34	3.34	9.72

All Expenditure Accounts FY23

Account Code	Account Description	Budget Requested	1St Prior Year Actual	2Nd Prior Year Actual	3Rd Prior Year Actual
600-1411-6232-4020-00655-1	Medicare Tax (NonTchr)	0.00	1.67	11.97	29.29
600-1411-6232-4060-00655-1	Medicare Tax (NonTchr)	0.00	1.67	0.87	0.00
600-1411-6232-4070-00655-1	Medicare Tax (NonTchr)	0.00	3.34	0.00	21.52
600-1411-6232-5000-00655-1	Medicare Tax (Teacher)	0.00	0.00	3.77	5.56
600-1411-6232-5020-00655-1	Medicare Tax (NonTchr)	0.00	0.00	0.00	72.89
600-1411-6232-5040-00655-1	Medicare Tax (NonTchr)	0.00	0.00	0.00	7.64
600-1411-6232-5060-00655-1	Medicare Tax (NonTchr)	0.00	0.00	0.00	13.20
600-1411-6232-5080-00655-1	Medicare Tax (NonTchr)	0.00	0.00	3.34	12.51
600-1411-6232-5100-00655-1	Medicare Tax (NonTchr)	0.00	1.67	0.00	14.59
600-1411-6232-1075-00664-1	Medicare Tax	0.00	0.00	20.02	0.00
600-1411-6232-1050-00667-1	Medicare Tax (NonTchr)	0.00	0.00	0.00	1.39
600-1411-6232-5100-00670-1	Medicare Tax	0.00	0.00	0.00	6.95
600-1411-6232-1050-00676-1	Medicare Tax	0.00	6.67	0.00	0.00
600-1411-6232-1075-00679-1	Medicare Tax (NonTchr)	0.00	0.00	0.00	43.29
600-1411-6232-1075-00682-1	Medicare Tax	0.00	0.00	0.00	1.39
600-1411-6232-1050-00694-1	Medicare Tax (NonTchr)	0.00	1.67	0.00	5.56
600-1411-6232-1075-00694-1	Medicare Tax (NonTchr)	0.00	0.00	0.00	2.78
600-1411-6232-1050-00696-1	Medicare Tax (NonTchr)	0.00	3.34	11.67	5.01
600-2521-6232-8000-00699-1	Medicare Tax (NonTchr)	750.00	0.00	0.00	0.00
700-1421-6232-1050-00700-1	Medicare Tax (NonTchr)	0.00	115.96	234.91	327.61
700-1421-6232-1075-00700-1	Medicare Tax (NonTchr)	0.00	520.37	497.98	717.29
700-2521-6232-8000-00700-1	Medicare Tax (NonTchr)	1,250.00	0.00	0.00	0.00
700-1421-6232-1050-00702-1	Medicare Tax (NonTchr)	0.00	0.00	0.00	16.68
700-1421-6232-1050-00703-1	Medicare Tax	0.00	0.00	0.00	7.25
700-1421-6232-1050-00706-1	Medicare Tax (NonTchr)	0.00	0.00	0.00	60.88
700-1421-6232-1050-00716-1	Medicare Tax	0.00	0.00	0.00	2.54
700-1421-6232-1050-00720-1	Medicare Tax	0.00	0.00	0.00	7.25
700-1421-6232-1050-00721-1	Medicare Tax (NonTchr)	0.00	43.50	0.00	45.68
<b>OBJECT 6232 TOTAL</b>	<b>Medicare Tax</b>	<b>1,110,001.00</b>	<b>556,983.64</b>	<b>973,528.84</b>	<b>950,558.34</b>
110-1151-6241-1050-00000-1	MED/LIFE/DENTL INSURANCE	0.00	2,837.87	3,646.92	3,646.92
110-2112-6241-1050-00000-1	MED/LIFE/DENTL INSURANCE	0.00	4,560.41	7,243.20	7,242.80
110-2122-6241-1050-00000-1	MED/LIFE/DENTL INSURANCE	0.00	9,188.42	14,486.40	14,486.00
110-2211-6241-1050-00000-1	MED/LIFE/DENTL INSURANCE	0.00	4,627.50	6,639.60	7,243.20
110-2411-6241-1050-00000-1	MED/LIFE/DENTL INSURANCE	0.00	18,395.08	36,230.24	36,117.60
110-2546-6241-1050-00000-1	MED/LIFE/DENTL INSURANCE	0.00	4,560.41	7,243.20	0.00
110-1151-6241-1075-00000-1	MED/LIFE/DENTL INSURANCE	0.00	3,159.51	4,048.68	4,048.68
110-2112-6241-1075-00000-1	MED/LIFE/DENTL INSURANCE	0.00	4,528.18	7,190.46	7,190.06
110-2122-6241-1075-00000-1	MED/LIFE/DENTL INSURANCE	0.00	6,240.22	14,486.32	14,485.92
110-2211-6241-1075-00000-1	MED/LIFE/DENTL INSURANCE	0.00	4,627.93	7,243.12	7,243.12
110-2411-6241-1075-00000-1	MED/LIFE/DENTL INSURANCE	0.00	26,239.05	43,459.12	43,346.40
110-2546-6241-1075-00000-1	MED/LIFE/DENTL INSURANCE	0.00	4,560.41	7,243.20	0.00
110-1131-6241-3000-00000-1	MED/LIFE/DENTL INSURANCE	0.00	1,280.46	1,642.88	1,642.88
110-2113-6241-3000-00000-1	MED/LIFE/DENTL INSURANCE	0.00	3,722.53	7,545.00	0.00

All Expenditure Accounts FY23

Account Code	Account Description	Budget Requested	1St Prior Year Actual	2Nd Prior Year Actual	3Rd Prior Year Actual
110-2411-6241-3000-00000-1	MED/LIFE/DENTL INSURANCE	0.00	11,400.93	18,107.82	18,106.82
110-1131-6241-3020-00000-1	MED/LIFE/DENTL INSURANCE	0.00	1,315.02	1,683.56	1,683.56
110-2411-6241-3020-00000-1	MED/LIFE/DENTL INSURANCE	0.00	9,121.40	14,486.32	15,179.28
110-1131-6241-3040-00000-1	MED/LIFE/DENTL INSURANCE	0.00	908.07	1,164.76	1,164.76
110-2411-6241-3040-00000-1	MED/LIFE/DENTL INSURANCE	0.00	9,121.40	14,486.32	14,374.48
110-1131-6241-3060-00000-1	MED/LIFE/DENTL INSURANCE	0.00	1,263.47	1,614.92	1,614.92
110-2411-6241-3060-00000-1	Salaries Board Paid Benefit for code 6241	0.00	11,401.70	17,303.38	18,107.18
110-1111-6241-4020-00000-1	MED/LIFE/DENTL INSURANCE	0.00	637.14	818.92	818.92
110-2411-6241-4020-00000-1	MED/LIFE/DENTL INSURANCE	0.00	9,121.40	14,486.40	7,294.62
110-1111-6241-4060-00000-1	MED/LIFE/DENTL INSURANCE	0.00	1,030.95	1,325.00	1,325.00
110-2411-6241-4060-00000-1	MED/LIFE/DENTL INSURANCE	0.00	313.83	513.54	536.18
110-1111-6241-4070-00000-1	MED/LIFE/DENTL INSURANCE	0.00	910.27	1,172.40	1,172.40
110-2411-6241-4070-00000-1	MED/LIFE/DENTL INSURANCE	0.00	9,121.40	14,486.40	14,485.60
110-1111-6241-4080-00000-1	MED/LIFE/DENTL INSURANCE	0.00	689.23	882.48	882.48
110-2411-6241-4080-00000-1	MED/LIFE/DENTL INSURANCE	0.00	9,120.82	14,486.40	14,485.60
110-1111-6241-4090-00000-1	MED/LIFE/DENTL INSURANCE	0.00	762.54	979.12	979.12
110-2411-6241-4090-00000-1	MED/LIFE/DENTL INSURANCE	0.00	9,121.98	14,486.24	14,263.36
110-1111-6241-5000-00000-1	MED/LIFE/DENTL INSURANCE	0.00	827.02	1,065.60	1,065.60
110-2411-6241-5000-00000-1	MED/LIFE/DENTL INSURANCE	0.00	4,866.10	7,742.34	11,488.24
110-1111-6241-5020-00000-1	MED/LIFE/DENTL INSURANCE	0.00	870.00	1,119.00	1,119.00
110-2411-6241-5020-00000-1	MED/LIFE/DENTL INSURANCE	0.00	4,569.21	14,486.40	14,293.60
110-1111-6241-5040-00000-1	MED/LIFE/DENTL INSURANCE	0.00	898.72	1,154.60	1,154.60
110-2411-6241-5040-00000-1	MED/LIFE/DENTL INSURANCE	0.00	9,120.82	14,486.40	14,485.60
110-1111-6241-5060-00000-1	MED/LIFE/DENTL INSURANCE	0.00	791.84	1,017.28	1,017.28
110-2411-6241-5060-00000-1	MED/LIFE/DENTL INSURANCE	0.00	3,526.55	6,940.74	5,007.98
110-1111-6241-5080-00000-1	MED/LIFE/DENTL INSURANCE	0.00	501.18	643.44	643.44
110-2411-6241-5080-00000-1	MED/LIFE/DENTL INSURANCE	0.00	4,569.21	7,257.60	14,374.48
110-1111-6241-5100-00000-1	MED/LIFE/DENTL INSURANCE	0.00	857.63	1,101.20	1,101.20
110-2411-6241-5100-00000-1	MED/LIFE/DENTL INSURANCE	0.00	8,825.17	14,001.58	11,003.50
110-3512-6241-7500-00000-1	MED/LIFE/DENTL INSURANCE	0.00	2,124.86	4,461.02	4,259.51
110-2329-6241-8000-00000-1	MED/LIFE/DENTL INSURANCE	0.00	4,628.01	4,828.80	0.00
110-2542-6241-8300-00000-1	MED/LIFE/DENTL INSURANCE	0.00	4,627.50	4,828.80	0.00
110-2329-6241-8000-00310-1	MED/LIFE/DENTL INSURANCE	0.00	4,939.50	7,742.40	7,742.40
110-1193-6241-1050-00318-1	MED/LIFE/DENTL INSURANCE	0.00	4,072.96	3,811.64	3,811.64
110-1193-6241-1075-00318-1	MED/LIFE/DENTL INSURANCE	0.00	4,072.69	3,811.16	3,811.16
110-2329-6241-8000-00331-1	MED/LIFE/DENTL INSURANCE	0.00	9,255.43	14,486.32	14,486.32
110-2329-6241-8400-00333-1	MED/LIFE/DENTL INSURANCE	0.00	4,627.50	7,243.20	2,747.20
110-2329-6241-8400-00336-1	MED/LIFE/DENTL INSURANCE	0.00	4,023.90	7,243.20	7,243.20
110-2134-6241-1050-00518-1	MED/LIFE/DENTL INSURANCE	0.00	3,891.36	7,511.28	7,813.08
110-2134-6241-1075-00518-1	MED/LIFE/DENTL INSURANCE	0.00	6,600.87	11,719.20	8,244.68
110-2134-6241-3000-00518-1	MED/LIFE/DENTL INSURANCE	0.00	3,884.16	7,496.88	7,496.88
110-2134-6241-3020-00518-1	MED/LIFE/DENTL INSURANCE	0.00	3,884.16	7,496.88	7,798.68
110-2134-6241-3040-00518-1	MED/LIFE/DENTL INSURANCE	0.00	3,884.16	10,394.28	9,428.48



*All Expenditure Accounts FY23*

Account Code	Account Description	Budget Requested	1St Prior Year Actual	2Nd Prior Year Actual	3Rd Prior Year Actual
110-2134-6241-3060-00518-1	MED/LIFE/DENTL INSURANCE	0.00	4,340.18	8,623.76	9,911.54
110-2134-6241-4020-00518-1	MED/LIFE/DENTL INSURANCE	0.00	5,256.87	8,469.84	7,504.08
110-2134-6241-4060-00518-1	MED/LIFE/DENTL INSURANCE	0.00	4,163.78	7,544.16	7,544.16
110-2134-6241-4070-00518-1	MED/LIFE/DENTL INSURANCE	0.00	5,256.87	8,469.84	7,504.08
110-2134-6241-4080-00518-1	MED/LIFE/DENTL INSURANCE	0.00	5,559.21	9,176.04	8,791.60
110-2134-6241-4090-00518-1	MED/LIFE/DENTL INSURANCE	0.00	4,559.35	7,805.88	7,504.08
110-2134-6241-5000-00518-1	MED/LIFE/DENTL INSURANCE	0.00	3,884.16	7,496.88	7,496.88
110-2134-6241-5020-00518-1	MED/LIFE/DENTL INSURANCE	0.00	3,884.59	7,496.80	7,496.47
110-2134-6241-5040-00518-1	MED/LIFE/DENTL INSURANCE	0.00	3,884.04	7,998.43	9,908.51
110-2134-6241-5060-00518-1	MED/LIFE/DENTL INSURANCE	0.00	4,185.04	8,300.25	9,911.00
110-2134-6241-5080-00518-1	MED/LIFE/DENTL INSURANCE	0.00	4,769.77	7,576.32	7,576.32
110-2134-6241-5100-00518-1	MED/LIFE/DENTL INSURANCE	0.00	3,884.59	7,496.80	7,496.80
110-2321-6241-8000-00522-1	MED/LIFE/DENTL INSURANCE	0.00	4,627.50	7,243.20	7,243.20
110-2641-6241-8000-00523-1	MED/LIFE/DENTL INSURANCE	0.00	18,822.86	30,752.12	35,252.74
110-2521-6241-8000-00524-1	MED/LIFE/DENTL INSURANCE	0.00	42,239.87	65,393.29	68,385.24
110-2546-6241-8000-00524-1	MED/LIFE/DENTL INSURANCE	0.00	0.00	0.00	14,485.60
110-2331-6241-8100-00530-1	MED/LIFE/DENTL INSURANCE	0.00	56,464.27	88,451.08	87,298.32
110-2631-6241-8000-00533-1	MED/LIFE/DENTL INSURANCE	0.00	13,882.50	21,729.60	21,729.60
110-3111-6241-8000-00534-1	MED/LIFE/DENTL INSURANCE	0.00	0.00	2,414.40	7,243.20
110-3211-6241-8300-00534-1	MED/LIFE/DENTL INSURANCE	0.00	0.00	2,414.40	7,243.20
110-2545-6241-8200-00541-3	MED/LIFE/DENTL INSURANCE	0.00	308.54	533.98	588.40
110-2552-6241-8200-00541-3	MED/LIFE/DENTL INSURANCE	0.00	280,869.45	455,501.79	475,299.15
110-2554-6241-8200-00543-3	MED/LIFE/DENTL INSURANCE - SSD	0.00	82,461.77	147,067.77	159,220.93
110-2541-6241-8400-00550-1	MED/LIFE/DENTL INSURANCE	0.00	18,510.86	28,972.64	28,972.64
110-2542-6241-8400-00550-1	MED/LIFE/DENTL INSURANCE	0.00	105,222.33	169,142.40	166,639.28
110-2543-6241-8400-00550-1	MED/LIFE/DENTL INSURANCE	0.00	12,149.45	20,084.45	26,479.29
110-2542-6241-1050-00560-1	MED/LIFE/DENTL INSURANCE	0.00	55,404.48	103,464.44	104,362.24
110-2542-6241-1075-00560-1	MED/LIFE/DENTL INSURANCE	0.00	60,460.16	98,990.24	100,197.44
110-2542-6241-3000-00560-1	MED/LIFE/DENTL INSURANCE	0.00	22,199.03	36,215.92	35,613.52
110-2542-6241-3020-00560-1	MED/LIFE/DENTL INSURANCE	0.00	20,806.81	28,566.60	29,472.00
110-2542-6241-3040-00560-1	MED/LIFE/DENTL INSURANCE	0.00	23,137.50	36,216.00	36,216.00
110-2542-6241-3060-00560-1	MED/LIFE/DENTL INSURANCE	0.00	23,141.10	35,325.00	30,201.60
110-2542-6241-4020-00560-1	MED/LIFE/DENTL INSURANCE	0.00	11,422.95	18,357.60	18,306.80
110-2542-6241-4060-00560-1	MED/LIFE/DENTL INSURANCE	0.00	15,391.50	28,972.80	28,972.80
110-2542-6241-4070-00560-1	MED/LIFE/DENTL INSURANCE	0.00	14,174.13	22,228.80	23,935.60
110-2542-6241-4080-00560-1	MED/LIFE/DENTL INSURANCE	0.00	13,882.93	21,729.52	21,729.52
110-2542-6241-4090-00560-1	MED/LIFE/DENTL INSURANCE	0.00	13,882.50	21,729.60	21,729.60
110-2542-6241-5000-00560-1	MED/LIFE/DENTL INSURANCE	0.00	9,264.00	14,500.80	15,101.40
110-2542-6241-5020-00560-1	MED/LIFE/DENTL INSURANCE	0.00	14,195.36	25,600.64	28,972.64
110-2542-6241-5040-00560-1	MED/LIFE/DENTL INSURANCE	0.00	15,131.30	28,972.80	28,972.80
110-2542-6241-5060-00560-1	MED/LIFE/DENTL INSURANCE	0.00	11,482.33	21,743.92	21,140.32
110-2542-6241-5080-00560-1	MED/LIFE/DENTL INSURANCE	0.00	9,255.43	14,486.32	14,486.32
110-2542-6241-5100-00560-1	MED/LIFE/DENTL INSURANCE	0.00	18,510.43	28,972.72	28,972.64

All Expenditure Accounts FY23

Account Code	Account Description	Budget Requested	1St Prior Year Actual	2Nd Prior Year Actual	3Rd Prior Year Actual
110-2542-6241-8000-00560-1	MED/LIFE/DENTL INSURANCE	0.00	4,627.50	7,243.20	7,243.20
110-2541-6241-8400-00560-1	MED/LIFE/DENTL INSURANCE	0.00	4,627.50	7,243.20	7,243.20
110-2542-6241-8400-00560-1	MED/LIFE/DENTL INSURANCE	0.00	26,727.40	39,234.00	49,424.00
110-1281-6241-7500-12810-3	MED/LIFE/DENTL INSURANCE	0.00	90,943.88	154,126.85	155,866.72
110-2559-6241-8200-12810-3	MED/LIFE/DENTL INSURANCE - EC	0.00	33,387.52	54,635.57	60,832.92
110-3511-6241-7500-32400-3	MED/LIFE/DENTL INSURANCE	0.00	4,562.01	8,559.31	19,270.48
110-2558-6241-8200-42200-4	MED/LIFE/DENTL INSURANCE	0.00	760.49	0.00	0.00
110-1271-6241-3040-46200-4	MED/LIFE/DENTL INSURANCE	0.00	0.00	0.00	4.00
110-1271-6241-4060-46200-4	MED/LIFE/DENTL INSURANCE	0.00	4,560.41	7,243.20	5,395.87
110-1271-6241-5040-46200-4	MED/LIFE/DENTL INSURANCE	0.00	0.00	0.00	4.00
110-1251-6241-8000-46200-4	MED/LIFE/DENTL INSURANCE	8,000.00	0.00	0.00	0.00
110-1271-6241-8000-46200-4	MED/LIFE/DENTL INSURANCE	8,000.00	0.00	0.00	0.00
110-1271-6241-4060-46201-4	MED/LIFE/DENTL INSURANCE	0.00	0.00	0.00	1,846.93
120-1151-6241-1050-00000-1	MED/LIFE/DENTL INSURANCE	0.00	340,369.24	622,718.93	674,263.64
120-1195-6241-1050-00000-1	MED/LIFE/DENTL INSURANCE	0.00	1,062.35	47,206.65	0.00
120-1271-6241-1050-00000-1	MED/LIFE/DENTL INSURANCE	0.00	5,590.35	11,342.00	18,409.80
120-2122-6241-1050-00000-1	MED/LIFE/DENTL INSURANCE	0.00	18,914.02	36,215.76	36,215.76
120-2142-6241-1050-00000-1	MED/LIFE/DENTL INSURANCE	0.00	261.63	0.00	0.00
120-2213-6241-1050-00000-1	MED/LIFE/DENTL INSURANCE	0.00	164.16	319.44	319.44
120-2222-6241-1050-00000-1	MED/LIFE/DENTL INSURANCE	0.00	7,444.20	14,486.40	14,788.20
120-2411-6241-1050-00000-1	MED/LIFE/DENTL INSURANCE	0.00	22,232.10	36,215.92	36,215.92
120-1151-6241-1075-00000-1	MED/LIFE/DENTL INSURANCE	0.00	378,171.38	681,076.22	696,253.14
120-1195-6241-1075-00000-1	MED/LIFE/DENTL INSURANCE	0.00	2,494.85	38,273.07	0.00
120-1271-6241-1075-00000-1	MED/LIFE/DENTL INSURANCE	0.00	3,722.10	7,243.20	7,243.20
120-2122-6241-1075-00000-1	MED/LIFE/DENTL INSURANCE	0.00	15,137.92	29,492.72	35,914.12
120-2142-6241-1075-00000-1	MED/LIFE/DENTL INSURANCE	0.00	261.63	0.00	0.00
120-2213-6241-1075-00000-1	MED/LIFE/DENTL INSURANCE	0.00	164.16	319.44	319.44
120-2222-6241-1075-00000-1	MED/LIFE/DENTL INSURANCE	0.00	3,722.10	14,184.60	14,788.20
120-2411-6241-1075-00000-1	MED/LIFE/DENTL INSURANCE	0.00	18,183.96	28,081.72	28,987.20
120-1131-6241-3000-00000-1	MED/LIFE/DENTL INSURANCE	0.00	139,045.69	222,692.97	277,680.32
120-1195-6241-3000-00000-1	MED/LIFE/DENTL INSURANCE	0.00	5,017.33	54,785.25	0.00
120-1271-6241-3000-00000-1	MED/LIFE/DENTL INSURANCE	0.00	9,238.19	18,108.00	18,108.00
120-2122-6241-3000-00000-1	MED/LIFE/DENTL INSURANCE	0.00	7,746.51	14,486.32	14,491.72
120-2142-6241-3000-00000-1	MED/LIFE/DENTL INSURANCE	0.00	233.35	0.00	0.00
120-2213-6241-3000-00000-1	MED/LIFE/DENTL INSURANCE	0.00	164.16	319.44	319.44
120-2222-6241-3000-00000-1	MED/LIFE/DENTL INSURANCE	0.00	3,722.10	7,243.20	7,243.20
120-2411-6241-3000-00000-1	MED/LIFE/DENTL INSURANCE	0.00	9,255.00	14,486.40	13,581.00
120-1131-6241-3020-00000-1	MED/LIFE/DENTL INSURANCE	0.00	135,507.70	227,842.53	268,508.60
120-1195-6241-3020-00000-1	MED/LIFE/DENTL INSURANCE	0.00	3,195.82	34,862.13	0.00
120-1271-6241-3020-00000-1	MED/LIFE/DENTL INSURANCE	0.00	3,928.68	754.50	3,621.60
120-2122-6241-3020-00000-1	MED/LIFE/DENTL INSURANCE	0.00	7,444.63	14,486.32	14,486.32
120-2142-6241-3020-00000-1	MED/LIFE/DENTL INSURANCE	0.00	233.35	0.00	0.00
120-2213-6241-3020-00000-1	MED/LIFE/DENTL INSURANCE	0.00	164.16	319.44	319.44

All Expenditure Accounts FY23

Account Code	Account Description	Budget Requested	1St Prior Year Actual	2Nd Prior Year Actual	3Rd Prior Year Actual
120-2222-6241-3020-00000-1	MED/LIFE/DENTL INSURANCE	0.00	3,722.53	7,243.12	7,243.12
120-2411-6241-3020-00000-1	MED/LIFE/DENTL INSURANCE	0.00	9,255.35	14,486.24	14,486.24
120-1131-6241-3040-00000-1	MED/LIFE/DENTL INSURANCE	0.00	116,856.14	196,999.59	230,196.54
120-1195-6241-3040-00000-1	MED/LIFE/DENTL INSURANCE	0.00	3,039.44	33,200.72	0.00
120-1271-6241-3040-00000-1	MED/LIFE/DENTL INSURANCE	0.00	3,722.10	6,488.70	3,621.60
120-2122-6241-3040-00000-1	MED/LIFE/DENTL INSURANCE	0.00	3,722.10	6,940.74	14,486.32
120-2142-6241-3040-00000-1	MED/LIFE/DENTL INSURANCE	0.00	233.35	0.00	0.00
120-2213-6241-3040-00000-1	MED/LIFE/DENTL INSURANCE	0.00	164.16	319.44	319.44
120-2222-6241-3040-00000-1	MED/LIFE/DENTL INSURANCE	0.00	3,722.10	7,243.20	7,243.20
120-2411-6241-3040-00000-1	MED/LIFE/DENTL INSURANCE	0.00	9,255.00	14,486.40	14,486.40
120-1131-6241-3060-00000-1	MED/LIFE/DENTAL INSURANCE	0.00	140,709.64	229,750.88	260,330.24
120-1195-6241-3060-00000-1	MED/LIFE/DENTL INSURANCE	0.00	3,961.89	43,157.94	0.00
120-1271-6241-3060-00000-1	MED/LIFE/DENTL INSURANCE	0.00	3,722.10	7,243.20	7,243.20
120-2122-6241-3060-00000-1	MED/LIFE/DENTAL INSURANCE	0.00	7,444.20	14,486.40	14,486.40
120-2142-6241-3060-00000-1	MED/LIFE/DENTL INSURANCE	0.00	233.35	0.00	0.00
120-2213-6241-3060-00000-1	MED/LIFE/DENTL INSURANCE	0.00	164.16	319.44	319.44
120-2222-6241-3060-00000-1	MED/LIFE/DENTAL INSURANCE	0.00	3,722.10	7,243.20	7,243.20
120-2411-6241-3060-00000-1	Salaries Board Paid Benefit for code 6241	0.00	9,255.00	14,486.40	14,486.40
120-1111-6241-4020-00000-1	MED/LIFE/DENTL INSURANCE	0.00	84,067.37	129,870.82	156,937.33
120-1195-6241-4020-00000-1	MED/LIFE/DENTL INSURANCE	0.00	1,016.05	24,263.67	0.00
120-1251-6241-4020-00000-1	MED/LIFE/DENTL INSURANCE	0.00	1,389.17	3,621.32	3,621.32
120-1271-6241-4020-00000-1	MED/LIFE/DENTL INSURANCE	0.00	2,977.68	5,794.56	5,794.56
120-2122-6241-4020-00000-1	Salaries Board Paid Benefit for code 6241	0.00	3,722.10	7,243.20	7,545.00
120-2142-6241-4020-00000-1	MED/LIFE/DENTL INSURANCE	0.00	3,722.10	7,243.20	7,545.00
120-2213-6241-4020-00000-1	MED/LIFE/DENTL INSURANCE	0.00	164.16	319.44	319.44
120-2222-6241-4020-00000-1	Salaries Board Paid Benefit for code 6241	0.00	0.00	0.00	5,975.64
120-2411-6241-4020-00000-1	MED/LIFE/DENTL INSURANCE	0.00	69.60	14.40	14.40
120-1111-6241-4060-00000-1	MED/LIFE/DENTL INSURANCE	0.00	111,199.43	171,650.23	233,496.15
120-1195-6241-4060-00000-1	MED/LIFE/DENTL INSURANCE	0.00	1,656.56	39,433.92	0.00
120-1251-6241-4060-00000-1	MED/LIFE/DENTL INSURANCE	0.00	1,985.72	3,870.92	3,871.05
120-1271-6241-4060-00000-1	MED/LIFE/DENTL INSURANCE	0.00	9,199.66	18,607.12	21,136.12
120-2122-6241-4060-00000-1	Salaries Board Paid Benefit for code 6241	0.00	7,445.06	14,486.32	14,486.32
120-2142-6241-4060-00000-1	MED/LIFE/DENTL INSURANCE	0.00	233.35	0.00	0.00
120-2213-6241-4060-00000-1	MED/LIFE/DENTL INSURANCE	0.00	164.16	319.44	319.19
120-2222-6241-4060-00000-1	Salaries Board Paid Benefit for code 6241	0.00	0.00	0.00	7,243.20
120-2411-6241-4060-00000-1	MED/LIFE/DENTL INSURANCE	0.00	8,350.03	14,486.32	14,486.32
120-1111-6241-4070-00000-1	MED/LIFE/DENTL INSURANCE	0.00	99,367.00	180,453.32	202,884.39
120-1195-6241-4070-00000-1	MED/LIFE/DENTL INSURANCE	0.00	1,151.70	27,299.96	0.00
120-1271-6241-4070-00000-1	MED/LIFE/DENTL INSURANCE	0.00	3,722.10	7,243.20	7,545.00
120-2122-6241-4070-00000-1	Salaries Board Paid Benefit for code 6241	0.00	3,722.10	7,243.20	7,243.20
120-2142-6241-4070-00000-1	MED/LIFE/DENTL INSURANCE	0.00	233.35	0.00	0.00
120-2213-6241-4070-00000-1	MED/LIFE/DENTL INSURANCE	0.00	163.64	318.74	318.49
120-2222-6241-4070-00000-1	Salaries Board Paid Benefit for code 6241	0.00	0.00	0.00	5,794.49

All Expenditure Accounts FY23

Account Code	Account Description	Budget Requested	1St Prior Year Actual	2Nd Prior Year Actual	3Rd Prior Year Actual
120-2411-6241-4070-00000-1	MED/LIFE/DENTL INSURANCE	0.00	6,478.50	10,140.48	10,140.48
120-1111-6241-4080-00000-1	MED/LIFE/DENTL INSURANCE	0.00	120,165.10	155,246.26	177,572.53
120-1195-6241-4080-00000-1	MED/LIFE/DENTL INSURANCE	0.00	1,014.67	24,263.69	0.00
120-1251-6241-4080-00000-1	MED/LIFE/DENTL INSURANCE	0.00	5,583.58	3,621.60	3,621.60
120-1271-6241-4080-00000-1	MED/LIFE/DENTL INSURANCE	0.00	6,327.57	12,313.44	12,313.44
120-2122-6241-4080-00000-1	Salaries Board Paid Benefit for code 6241	0.00	3,722.10	7,243.20	7,243.20
120-2142-6241-4080-00000-1	MED/LIFE/DENTL INSURANCE	0.00	233.65	0.00	0.00
120-2213-6241-4080-00000-1	MED/LIFE/DENTL INSURANCE	0.00	164.16	319.44	319.44
120-2222-6241-4080-00000-1	Salaries Board Paid Benefit for code 6241	0.00	0.00	0.00	5,794.53
120-2411-6241-4080-00000-1	MED/LIFE/DENTL INSURANCE	0.00	4,627.50	7,243.20	7,243.20
120-1111-6241-4090-00000-1	MED/LIFE/DENTL INSURANCE	0.00	90,348.40	156,125.59	167,244.11
120-1195-6241-4090-00000-1	MED/LIFE/DENTL INSURANCE	0.00	894.39	21,234.02	0.00
120-1271-6241-4090-00000-1	MED/LIFE/DENTL INSURANCE	0.00	3,722.10	7,243.20	7,545.00
120-2122-6241-4090-00000-1	Salaries Board Paid Benefit for code 6241	0.00	3,722.10	7,243.20	7,243.20
120-2142-6241-4090-00000-1	MED/LIFE/DENTL INSURANCE	0.00	233.35	0.00	0.00
120-2213-6241-4090-00000-1	MED/LIFE/DENTL INSURANCE	0.00	164.16	319.44	319.44
120-2222-6241-4090-00000-1	Salaries Board Paid Benefit for code 6241	0.00	0.00	120.72	5,734.15
120-2411-6241-4090-00000-1	MED/LIFE/DENTL INSURANCE	0.00	4,627.93	7,243.12	7,243.12
120-1111-6241-5000-00000-1	MED/LIFE/DENTL INSURANCE	0.00	86,196.17	148,867.98	155,101.05
120-1195-6241-5000-00000-1	MED/LIFE/DENTL INSURANCE	0.00	1,015.13	24,262.23	0.00
120-1271-6241-5000-00000-1	MED/LIFE/DENTL INSURANCE	0.00	3,722.10	7,243.20	7,243.20
120-2122-6241-5000-00000-1	Salaries Board Paid Benefit for code 6241	0.00	3,722.10	7,243.20	7,243.20
120-2142-6241-5000-00000-1	MED/LIFE/DENTL INSURANCE	0.00	233.35	0.00	0.00
120-2213-6241-5000-00000-1	MED/LIFE/DENTL INSURANCE	0.00	163.96	318.94	319.44
120-2222-6241-5000-00000-1	Salaries Board Paid Benefit for code 6241	0.00	0.00	0.00	5,794.56
120-2411-6241-5000-00000-1	MED/LIFE/DENTL INSURANCE	0.00	4,627.50	7,243.20	7,243.20
120-1111-6241-5020-00000-1	MED/LIFE/DENTL INSURANCE	0.00	86,420.63	140,399.24	167,132.05
120-1195-6241-5020-00000-1	MED/LIFE/DENTL INSURANCE	0.00	1,141.36	27,300.12	0.00
120-1271-6241-5020-00000-1	MED/LIFE/DENTL INSURANCE	0.00	1,861.05	3,621.60	3,621.60
120-2122-6241-5020-00000-1	Salaries Board Paid Benefit for code 6241	0.00	3,722.10	7,243.20	7,243.20
120-2142-6241-5020-00000-1	MED/LIFE/DENTL INSURANCE	0.00	233.35	0.00	0.00
120-2213-6241-5020-00000-1	MED/LIFE/DENTL INSURANCE	0.00	164.16	319.44	319.44
120-2222-6241-5020-00000-1	Salaries Board Paid Benefit for code 6241	0.00	0.00	0.00	5,794.56
120-2411-6241-5020-00000-1	MED/LIFE/DENTL INSURANCE	0.00	4,627.50	7,243.20	7,243.20
120-1111-6241-5040-00000-1	MED/LIFE/DENTL INSURANCE	0.00	95,002.59	163,864.66	155,960.70
120-1195-6241-5040-00000-1	MED/LIFE/DENTL INSURANCE	0.00	1,066.25	24,264.00	0.00
120-1271-6241-5040-00000-1	MED/LIFE/DENTL INSURANCE	0.00	1,861.05	3,621.60	3,621.60
120-2122-6241-5040-00000-1	Salaries Board Paid Benefit for code 6241	0.00	3,722.53	6,941.40	7,243.20
120-2142-6241-5040-00000-1	MED/LIFE/DENTL INSURANCE	0.00	466.70	0.00	0.00
120-2213-6241-5040-00000-1	MED/LIFE/DENTL INSURANCE	0.00	164.16	319.44	319.44
120-2222-6241-5040-00000-1	Salaries Board Paid Benefit for code 6241	0.00	0.00	0.00	5,915.28
120-2411-6241-5040-00000-1	MED/LIFE/DENTL INSURANCE	0.00	4,627.50	7,243.20	7,243.20
120-1111-6241-5060-00000-1	MED/LIFE/DENTL INSURANCE	0.00	97,109.55	141,665.81	166,825.44

All Expenditure Accounts FY23

Account Code	Account Description	Budget Requested	1St Prior Year Actual	2Nd Prior Year Actual	3Rd Prior Year Actual
120-1195-6241-5060-00000-1	MED/LIFE/DENTL INSURANCE	0.00	1,614.95	39,432.05	0.00
120-1271-6241-5060-00000-1	MED/LIFE/DENTL INSURANCE	0.00	7,685.91	7,243.20	7,243.20
120-2122-6241-5060-00000-1	Salaries Board Paid Benefit for code 6241	0.00	4,023.90	7,243.12	7,243.12
120-2142-6241-5060-00000-1	MED/LIFE/DENTL INSURANCE	0.00	233.95	0.00	0.00
120-2213-6241-5060-00000-1	MED/LIFE/DENTL INSURANCE	0.00	164.16	319.44	319.44
120-2222-6241-5060-00000-1	Salaries Board Paid Benefit for code 6241	0.00	0.00	482.88	5,553.12
120-2411-6241-5060-00000-1	MED/LIFE/DENTL INSURANCE	0.00	6,941.25	10,864.80	10,864.80
120-1111-6241-5080-00000-1	MED/LIFE/DENTL INSURANCE	0.00	45,674.75	85,814.27	95,896.38
120-1195-6241-5080-00000-1	MED/LIFE/DENTL INSURANCE	0.00	893.16	21,235.29	0.00
120-1251-6241-5080-00000-1	MED/LIFE/DENTL INSURANCE	0.00	3,832.10	8,148.96	8,148.96
120-2122-6241-5080-00000-1	MED/LIFE/DENTL INSURANCE	0.00	3,722.10	7,243.20	7,243.20
120-2142-6241-5080-00000-1	MED/LIFE/DENTL INSURANCE	0.00	233.35	0.00	0.00
120-2213-6241-5080-00000-1	MED/LIFE/DENTL INSURANCE	0.00	165.36	321.84	321.84
120-2222-6241-5080-00000-1	MED/LIFE/DENTL INSURANCE	0.00	0.00	0.00	5,794.55
120-2411-6241-5080-00000-1	MED/LIFE/DENTL INSURANCE	0.00	4,627.50	7,243.20	7,243.20
120-1111-6241-5100-00000-1	MED/LIFE/DENTL INSURANCE	0.00	92,892.51	157,633.04	186,112.97
120-1195-6241-5100-00000-1	MED/LIFE/DENTL INSURANCE	0.00	1,267.34	30,332.44	0.00
120-1271-6241-5100-00000-1	MED/LIFE/DENTL INSURANCE	0.00	3,722.10	7,545.00	3,018.00
120-2122-6241-5100-00000-1	Salaries Board Paid Benefit for code 6241	0.00	3,722.10	7,243.20	7,243.20
120-2142-6241-5100-00000-1	MED/LIFE/DENTL INSURANCE	0.00	233.35	0.00	0.00
120-2213-6241-5100-00000-1	MED/LIFE/DENTL INSURANCE	0.00	164.16	319.44	319.44
120-2222-6241-5100-00000-1	Salaries Board Paid Benefit for code 6241	0.00	0.00	0.00	5,794.56
120-2411-6241-5100-00000-1	MED/LIFE/DENTL INSURANCE	0.00	6,941.25	10,864.80	10,864.80
120-3512-6241-7500-00000-1	MED/LIFE/DENTL INSURANCE	0.00	7,445.06	14,486.24	14,486.32
120-2521-6241-8000-00000-1	MED/LIFE/DENTL INSURANCE	9,502,903.00	0.00	0.00	0.00
120-1151-6241-1050-00064-1	MED/LIFE/DENTL INSURANCE	0.00	4,560.41	2,416.80	12.40
120-1151-6241-1075-00064-1	MED/LIFE/DENTL INSURANCE	0.00	4,560.41	7,243.20	7,242.80
120-2211-6241-1050-00310-1	MED/LIFE/DENTL INSURANCE	0.00	277.68	434.64	434.64
120-2211-6241-1075-00310-1	MED/LIFE/DENTL INSURANCE	0.00	277.68	434.64	434.64
120-2211-6241-3000-00310-1	MED/LIFE/DENTL INSURANCE	0.00	277.53	434.31	434.64
120-2211-6241-3020-00310-1	MED/LIFE/DENTL INSURANCE	0.00	277.38	434.64	434.64
120-2211-6241-3040-00310-1	MED/LIFE/DENTL INSURANCE	0.00	277.68	434.64	433.92
120-2211-6241-3060-00310-1	MED/LIFE/DENTL INSURANCE	0.00	277.68	434.25	434.64
120-2211-6241-4020-00310-1	MED/LIFE/DENTL INSURANCE	0.00	185.07	289.68	289.68
120-2211-6241-4060-00310-1	MED/LIFE/DENTL INSURANCE	0.00	277.68	434.64	434.64
120-2211-6241-4070-00310-1	MED/LIFE/DENTL INSURANCE	0.00	277.68	434.64	434.64
120-2211-6241-4080-00310-1	MED/LIFE/DENTL INSURANCE	0.00	277.68	434.64	434.64
120-2211-6241-4090-00310-1	MED/LIFE/DENTL INSURANCE	0.00	277.68	434.64	434.64
120-2211-6241-5000-00310-1	MED/LIFE/DENTL INSURANCE	0.00	277.68	434.64	434.64
120-2211-6241-5020-00310-1	MED/LIFE/DENTL INSURANCE	0.00	277.68	434.64	434.64
120-2211-6241-5040-00310-1	MED/LIFE/DENTL INSURANCE	0.00	277.68	434.64	434.64
120-2211-6241-5060-00310-1	MED/LIFE/DENTL INSURANCE	0.00	277.68	434.64	434.64
120-2211-6241-5080-00310-1	MED/LIFE/DENTL INSURANCE	0.00	277.68	434.64	434.64

All Expenditure Accounts FY23

Account Code	Account Description	Budget Requested	1St Prior Year Actual	2Nd Prior Year Actual	3Rd Prior Year Actual
120-2211-6241-5100-00310-1	MED/LIFE/DENTL INSURANCE	0.00	277.68	434.64	434.64
120-1211-6241-3000-00316-1	MED/LIFE/DENTL INSURANCE	0.00	1,861.05	3,621.60	3,621.60
120-1211-6241-3020-00316-1	Salaries Board Paid Benefit for code 6241	0.00	249.60	499.20	499.20
120-1211-6241-3040-00316-1	Salaries Board Paid Benefit for code 6241	0.00	13,330.09	25,569.32	32,292.52
120-1211-6241-3060-00316-1	Salaries Board Paid Benefit for code 6241	0.00	3,722.53	7,243.12	7,243.12
120-1195-6241-1050-00317-1	MED/LIFE/DENTL INSURANCE	0.00	3,722.53	14,788.12	7,243.12
120-1195-6241-1075-00317-1	MED/LIFE/DENTL INSURANCE	0.00	0.00	7,243.12	14,486.24
120-1193-6241-1050-00318-1	MED/LIFE/DENTL INSURANCE	0.00	11,852.63	21,715.52	23,997.71
120-1193-6241-1075-00318-1	MED/LIFE/DENTL INSURANCE	0.00	13,434.48	21,710.44	23,997.25
120-2211-6241-1050-00331-1	MED/LIFE/DENTL INSURANCE	0.00	3,413.28	6,011.76	6,063.06
120-2211-6241-1075-00331-1	MED/LIFE/DENTL INSURANCE	0.00	3,413.34	6,012.48	6,063.81
120-2211-6241-3000-00331-1	MED/LIFE/DENTL INSURANCE	0.00	1,099.53	2,390.16	2,441.46
120-2211-6241-3020-00331-1	MED/LIFE/DENTL INSURANCE	0.00	1,099.53	2,390.16	2,441.46
120-2211-6241-3040-00331-1	MED/LIFE/DENTL INSURANCE	0.00	1,099.62	2,390.16	2,441.46
120-2211-6241-3060-00331-1	MED/LIFE/DENTL INSURANCE	0.00	1,057.08	2,245.11	2,290.71
120-2211-6241-4020-00331-1	MED/LIFE/DENTL INSURANCE	0.00	185.07	289.68	289.68
120-2211-6241-4060-00331-1	MED/LIFE/DENTL INSURANCE	0.00	277.68	434.64	434.64
120-2211-6241-4070-00331-1	MED/LIFE/DENTL INSURANCE	0.00	277.68	434.64	434.64
120-2211-6241-4080-00331-1	MED/LIFE/DENTL INSURANCE	0.00	277.68	434.64	434.64
120-2211-6241-4090-00331-1	MED/LIFE/DENTL INSURANCE	0.00	277.68	434.64	434.64
120-2211-6241-5000-00331-1	MED/LIFE/DENTL INSURANCE	0.00	277.68	434.64	434.64
120-2211-6241-5020-00331-1	MED/LIFE/DENTL INSURANCE	0.00	277.68	434.64	434.64
120-2211-6241-5040-00331-1	MED/LIFE/DENTL INSURANCE	0.00	277.68	434.64	434.64
120-2211-6241-5060-00331-1	MED/LIFE/DENTL INSURANCE	0.00	277.68	434.64	434.64
120-2211-6241-5080-00331-1	MED/LIFE/DENTL INSURANCE	0.00	277.68	434.64	434.64
120-2211-6241-5100-00331-1	MED/LIFE/DENTL INSURANCE	0.00	277.53	434.25	433.92
120-2321-6241-8000-00331-1	MED/LIFE/DENTL INSURANCE	0.00	4,627.50	7,243.20	7,243.20
120-2663-6241-8100-00331-1	MED/LIFE/DENTL INSURANCE	0.00	4,627.50	7,243.20	7,243.20
120-2212-6241-1050-00332-1	MED/LIFE/DENTL INSURANCE	0.00	78.05	0.00	0.00
120-2212-6241-1075-00332-1	MED/LIFE/DENTL INSURANCE	0.00	78.05	0.00	0.00
120-2212-6241-3000-00332-1	MED/LIFE/DENTL INSURANCE	0.00	93.63	0.00	0.00
120-2212-6241-3020-00332-1	MED/LIFE/DENTL INSURANCE	0.00	93.63	0.00	0.00
120-2212-6241-3040-00332-1	MED/LIFE/DENTL INSURANCE	0.00	93.63	0.00	0.00
120-2212-6241-3060-00332-1	MED/LIFE/DENTL INSURANCE	0.00	93.63	0.00	0.00
120-2212-6241-4020-00332-1	MED/LIFE/DENTL INSURANCE	0.00	93.63	651.84	1,303.68
120-2212-6241-4060-00332-1	MED/LIFE/DENTL INSURANCE	0.00	93.63	651.84	1,303.68
120-2212-6241-4070-00332-1	MED/LIFE/DENTL INSURANCE	0.00	93.63	651.84	1,303.68
120-2212-6241-4080-00332-1	MED/LIFE/DENTL INSURANCE	0.00	93.63	651.84	1,304.16
120-2212-6241-4090-00332-1	MED/LIFE/DENTL INSURANCE	0.00	93.63	651.84	1,303.68
120-2212-6241-5000-00332-1	MED/LIFE/DENTL INSURANCE	0.00	93.63	652.10	1,303.68
120-2212-6241-5020-00332-1	MED/LIFE/DENTL INSURANCE	0.00	93.63	651.84	1,304.16
120-2212-6241-5040-00332-1	MED/LIFE/DENTL INSURANCE	0.00	93.63	651.84	1,303.68
120-2212-6241-5060-00332-1	MED/LIFE/DENTL INSURANCE	0.00	93.63	652.06	1,303.68

All Expenditure Accounts FY23

Account Code	Account Description	Budget Requested	1St Prior Year Actual	2Nd Prior Year Actual	3Rd Prior Year Actual
120-2212-6241-5080-00332-1	MED/LIFE/DENTL INSURANCE	0.00	93.63	651.84	1,303.68
120-2212-6241-5100-00332-1	MED/LIFE/DENTL INSURANCE	0.00	93.63	724.32	1,448.64
120-2212-6241-1050-00333-1	MED/LIFE/DENTL INSURANCE	0.00	334.55	1,231.19	1,231.19
120-2212-6241-1075-00333-1	MED/LIFE/DENTL INSURANCE	0.00	334.55	1,231.19	1,231.19
120-2212-6241-3000-00333-1	MED/LIFE/DENTL INSURANCE	0.00	350.13	1,231.19	1,231.19
120-2212-6241-3020-00333-1	MED/LIFE/DENTL INSURANCE	0.00	350.28	1,231.89	1,231.89
120-2212-6241-3040-00333-1	MED/LIFE/DENTL INSURANCE	0.00	350.13	1,231.19	1,231.19
120-2212-6241-3060-00333-1	MED/LIFE/DENTL INSURANCE	0.00	319.98	1,086.47	1,086.47
120-2212-6241-4020-00333-1	MED/LIFE/DENTL INSURANCE	0.00	93.23	0.00	0.00
120-2212-6241-4060-00333-1	MED/LIFE/DENTL INSURANCE	0.00	91.86	0.00	0.00
120-2212-6241-4070-00333-1	MED/LIFE/DENTL INSURANCE	0.00	93.63	0.00	0.00
120-2212-6241-4080-00333-1	MED/LIFE/DENTL INSURANCE	0.00	93.63	0.00	0.00
120-2212-6241-4090-00333-1	MED/LIFE/DENTL INSURANCE	0.00	93.63	0.00	0.00
120-2212-6241-5000-00333-1	MED/LIFE/DENTL INSURANCE	0.00	93.63	0.00	0.00
120-2212-6241-5020-00333-1	MED/LIFE/DENTL INSURANCE	0.00	93.63	0.00	0.00
120-2212-6241-5040-00333-1	MED/LIFE/DENTL INSURANCE	0.00	93.63	0.00	0.00
120-2212-6241-5060-00333-1	MED/LIFE/DENTL INSURANCE	0.00	93.63	0.00	0.00
120-2212-6241-5080-00333-1	MED/LIFE/DENTL INSURANCE	0.00	93.63	0.00	0.00
120-2212-6241-5100-00333-1	MED/LIFE/DENTL INSURANCE	0.00	93.63	0.00	0.00
120-2212-6241-1050-00336-1	MED/LIFE/DENTL INSURANCE	0.00	223.38	0.00	0.00
120-2222-6241-1050-00336-1	MED/LIFE/DENTL INSURANCE	0.00	277.68	380.31	434.64
120-2212-6241-1075-00336-1	MED/LIFE/DENTL INSURANCE	0.00	223.38	0.00	0.00
120-2222-6241-1075-00336-1	MED/LIFE/DENTL INSURANCE	0.00	277.68	380.31	434.64
120-2212-6241-3000-00336-1	MED/LIFE/DENTL INSURANCE	0.00	223.38	0.00	0.00
120-2222-6241-3000-00336-1	MED/LIFE/DENTL INSURANCE	0.00	277.68	380.31	434.64
120-2212-6241-3020-00336-1	MED/LIFE/DENTL INSURANCE	0.00	223.38	0.00	0.00
120-2222-6241-3020-00336-1	MED/LIFE/DENTL INSURANCE	0.00	277.68	380.31	434.64
120-2212-6241-3040-00336-1	MED/LIFE/DENTL INSURANCE	0.00	223.38	0.00	0.00
120-2222-6241-3040-00336-1	MED/LIFE/DENTL INSURANCE	0.00	277.68	380.31	434.64
120-2212-6241-3060-00336-1	MED/LIFE/DENTL INSURANCE	0.00	223.38	0.00	0.00
120-2222-6241-3060-00336-1	MED/LIFE/DENTL INSURANCE	0.00	277.68	380.31	434.64
120-2212-6241-4020-00336-1	MED/LIFE/DENTL INSURANCE	0.00	186.12	0.00	0.00
120-2222-6241-4020-00336-1	MED/LIFE/DENTL INSURANCE	0.00	185.07	253.47	289.68
120-2212-6241-4060-00336-1	MED/LIFE/DENTL INSURANCE	0.00	223.26	0.00	0.00
120-2222-6241-4060-00336-1	MED/LIFE/DENTL INSURANCE	0.00	277.68	380.31	434.64
120-2212-6241-4070-00336-1	MED/LIFE/DENTL INSURANCE	0.00	223.38	0.00	0.00
120-2222-6241-4070-00336-1	MED/LIFE/DENTL INSURANCE	0.00	277.68	380.31	434.64
120-2212-6241-4080-00336-1	MED/LIFE/DENTL INSURANCE	0.00	223.38	0.00	0.00
120-2222-6241-4080-00336-1	MED/LIFE/DENTL INSURANCE	0.00	277.68	380.31	433.92
120-2212-6241-4090-00336-1	MED/LIFE/DENTL INSURANCE	0.00	223.09	0.00	0.00
120-2222-6241-4090-00336-1	MED/LIFE/DENTL INSURANCE	0.00	277.68	380.31	434.64
120-2212-6241-5000-00336-1	MED/LIFE/DENTL INSURANCE	0.00	223.38	0.00	0.00
120-2222-6241-5000-00336-1	MED/LIFE/DENTL INSURANCE	0.00	277.68	380.01	434.64

*All Expenditure Accounts FY23*

Account Code	Account Description	Budget Requested	1St Prior Year Actual	2Nd Prior Year Actual	3Rd Prior Year Actual
120-2212-6241-5020-00336-1	MED/LIFE/DENTL INSURANCE	0.00	223.38	0.00	0.00
120-2222-6241-5020-00336-1	MED/LIFE/DENTL INSURANCE	0.00	277.53	379.98	434.64
120-2212-6241-5040-00336-1	MED/LIFE/DENTL INSURANCE	0.00	223.38	0.00	0.00
120-2222-6241-5040-00336-1	MED/LIFE/DENTL INSURANCE	0.00	277.38	380.31	434.64
120-2212-6241-5060-00336-1	MED/LIFE/DENTL INSURANCE	0.00	223.38	0.00	0.00
120-2222-6241-5060-00336-1	MED/LIFE/DENTL INSURANCE	0.00	277.68	380.31	434.64
120-2212-6241-5080-00336-1	MED/LIFE/DENTL INSURANCE	0.00	186.12	0.00	0.00
120-2222-6241-5080-00336-1	MED/LIFE/DENTL INSURANCE	0.00	277.68	380.31	434.64
120-2212-6241-5100-00336-1	MED/LIFE/DENTL INSURANCE	0.00	223.38	0.00	0.00
120-2222-6241-5100-00336-1	MED/LIFE/DENTL INSURANCE	0.00	277.68	380.31	434.64
120-2212-6241-1050-00338-1	MED/LIFE/DENTL INSURANCE	0.00	155.88	0.00	0.00
120-2212-6241-1075-00338-1	MED/LIFE/DENTL INSURANCE	0.00	155.94	0.00	0.00
120-2212-6241-3000-00338-1	MED/LIFE/DENTL INSURANCE	0.00	187.13	0.00	0.00
120-2212-6241-3020-00338-1	MED/LIFE/DENTL INSURANCE	0.00	187.13	0.00	0.00
120-2212-6241-3040-00338-1	MED/LIFE/DENTL INSURANCE	0.00	187.13	0.00	0.00
120-2212-6241-3060-00338-1	MED/LIFE/DENTL INSURANCE	0.00	187.13	0.00	0.00
120-2212-6241-4020-00338-1	MED/LIFE/DENTL INSURANCE	0.00	187.13	0.00	0.00
120-2212-6241-4060-00338-1	MED/LIFE/DENTL INSURANCE	0.00	187.13	0.00	0.00
120-2212-6241-4070-00338-1	MED/LIFE/DENTL INSURANCE	0.00	187.13	0.00	0.00
120-2212-6241-4080-00338-1	MED/LIFE/DENTL INSURANCE	0.00	186.86	0.00	0.00
120-2212-6241-4090-00338-1	MED/LIFE/DENTL INSURANCE	0.00	187.13	0.00	0.00
120-2212-6241-5000-00338-1	MED/LIFE/DENTL INSURANCE	0.00	187.13	0.00	0.00
120-2212-6241-5020-00338-1	MED/LIFE/DENTL INSURANCE	0.00	187.13	0.00	0.00
120-2212-6241-5040-00338-1	MED/LIFE/DENTL INSURANCE	0.00	187.13	0.00	0.00
120-2212-6241-5060-00338-1	MED/LIFE/DENTL INSURANCE	0.00	187.13	0.00	0.00
120-2212-6241-5080-00338-1	MED/LIFE/DENTL INSURANCE	0.00	187.13	0.00	0.00
120-2212-6241-5100-00338-1	MED/LIFE/DENTL INSURANCE	0.00	187.13	0.00	0.00
120-2212-6241-1050-00339-1	MED/LIFE/DENTL INSURANCE	0.00	155.94	0.00	0.00
120-2212-6241-1075-00339-1	MED/LIFE/DENTL INSURANCE	0.00	155.94	0.00	0.00
120-2212-6241-3000-00339-1	MED/LIFE/DENTL INSURANCE	0.00	187.13	0.00	0.00
120-2212-6241-3020-00339-1	MED/LIFE/DENTL INSURANCE	0.00	187.07	0.00	0.00
120-2212-6241-3040-00339-1	MED/LIFE/DENTL INSURANCE	0.00	186.86	0.00	0.00
120-2212-6241-3060-00339-1	MED/LIFE/DENTL INSURANCE	0.00	187.13	0.00	0.00
120-2212-6241-4020-00339-1	MED/LIFE/DENTL INSURANCE	0.00	187.13	0.00	0.00
120-2212-6241-4060-00339-1	MED/LIFE/DENTL INSURANCE	0.00	187.13	0.00	0.00
120-2212-6241-4070-00339-1	MED/LIFE/DENTL INSURANCE	0.00	187.13	0.00	0.00
120-2212-6241-4080-00339-1	MED/LIFE/DENTL INSURANCE	0.00	187.13	0.00	0.00
120-2212-6241-4090-00339-1	MED/LIFE/DENTL INSURANCE	0.00	187.13	0.00	0.00
120-2212-6241-5000-00339-1	MED/LIFE/DENTL INSURANCE	0.00	187.13	0.00	0.00
120-2212-6241-5020-00339-1	MED/LIFE/DENTL INSURANCE	0.00	187.13	0.00	0.00
120-2212-6241-5040-00339-1	MED/LIFE/DENTL INSURANCE	0.00	187.13	0.00	0.00
120-2212-6241-5060-00339-1	MED/LIFE/DENTL INSURANCE	0.00	187.13	0.00	0.00
120-2212-6241-5080-00339-1	MED/LIFE/DENTL INSURANCE	0.00	187.13	0.00	0.00



All Expenditure Accounts FY23

Account Code	Account Description	Budget Requested	1St Prior Year Actual	2Nd Prior Year Actual	3Rd Prior Year Actual
120-2212-6241-5100-00339-1	MED/LIFE/DENTL INSURANCE	0.00	187.13	0.00	0.00
120-2212-6241-4020-00414-1	MED/LIFE/DENTL INSURANCE	0.00	372.21	1,448.63	1,418.45
120-2212-6241-4060-00414-1	MED/LIFE/DENTL INSURANCE	0.00	334.98	1,303.67	1,276.51
120-2212-6241-4070-00414-1	MED/LIFE/DENTL INSURANCE	0.00	334.98	1,303.67	1,276.51
120-2212-6241-4080-00414-1	MED/LIFE/DENTL INSURANCE	0.00	334.98	1,303.90	1,277.02
120-2212-6241-4090-00414-1	MED/LIFE/DENTL INSURANCE	0.00	334.98	1,303.67	1,276.51
120-2212-6241-5000-00414-1	MED/LIFE/DENTL INSURANCE	0.00	334.98	1,303.67	1,276.51
120-2212-6241-5020-00414-1	MED/LIFE/DENTL INSURANCE	0.00	334.98	1,303.67	1,276.51
120-2212-6241-5040-00414-1	MED/LIFE/DENTL INSURANCE	0.00	334.98	1,303.95	1,276.51
120-2212-6241-5060-00414-1	MED/LIFE/DENTL INSURANCE	0.00	335.06	1,303.87	1,276.97
120-2212-6241-5080-00414-1	MED/LIFE/DENTL INSURANCE	0.00	334.98	1,303.67	1,276.51
120-2212-6241-5100-00414-1	MED/LIFE/DENTL INSURANCE	0.00	334.99	1,303.95	1,276.51
120-2321-6241-8000-00522-1	MED/LIFE/DENTL INSURANCE	0.00	4,627.50	7,243.20	7,243.20
120-2521-6241-8000-00523-1	MED/LIFE/DENTL INSURANCE	0.00	447.29	0.00	0.00
120-2321-6241-8000-00526-1	MED/LIFE/DENTL INSURANCE	0.00	4,627.50	7,243.20	7,243.20
120-2331-6241-8100-00530-1	MED/LIFE/DENTL INSURANCE	0.00	4,627.50	7,243.20	7,243.20
120-1281-6241-7500-12810-3	MED/LIFE/DENTL INSURANCE	0.00	106,130.92	207,050.78	202,094.86
120-3511-6241-7500-32400-3	MED/LIFE/DENTL INSURANCE	0.00	16,139.10	17,406.53	7,145.68
120-1251-6241-4020-42200-4	MED/LIFE/DENTL INSURANCE	0.00	7,746.00	0.00	0.00
120-1251-6241-4060-42200-4	MED/LIFE/DENTL INSURANCE	0.00	8,047.80	0.00	0.00
120-1251-6241-4070-42200-4	MED/LIFE/DENTL INSURANCE	0.00	8,047.80	0.00	0.00
120-1251-6241-4080-42200-4	MED/LIFE/DENTL INSURANCE	0.00	7,746.51	0.00	0.00
120-1251-6241-4090-42200-4	MED/LIFE/DENTL INSURANCE	0.00	7,746.43	0.00	0.00
120-1251-6241-5000-42200-4	MED/LIFE/DENTL INSURANCE	0.00	7,746.00	0.00	0.00
120-1251-6241-5020-42200-4	MED/LIFE/DENTL INSURANCE	0.00	4,045.81	0.00	0.00
120-1251-6241-5040-42200-4	MED/LIFE/DENTL INSURANCE	0.00	6,539.31	0.00	0.00
120-1251-6241-5060-42200-4	MED/LIFE/DENTL INSURANCE	0.00	8,047.80	0.00	0.00
120-1251-6241-5080-42200-4	MED/LIFE/DENTL INSURANCE	0.00	7,747.02	0.00	0.00
120-1251-6241-5100-42200-4	MED/LIFE/DENTL INSURANCE	0.00	8,047.80	0.00	0.00
120-2521-6241-8000-42200-4	MED/LIFE/DENTL INSURANCE - ESSER III	177,034.00	0.00	0.00	0.00
120-1251-6241-1050-42300-4	MED/LIFE/DENTL INSURANCE	0.00	8,048.31	0.00	0.00
120-1251-6241-1075-42300-4	MED/LIFE/DENTL INSURANCE	0.00	8,048.31	0.00	0.00
120-1251-6241-3000-42300-4	MED/LIFE/DENTL INSURANCE	0.00	8,102.31	0.00	0.00
120-1251-6241-3020-42300-4	MED/LIFE/DENTL INSURANCE	0.00	4,294.30	0.00	0.00
120-1251-6241-3040-42300-4	MED/LIFE/DENTL INSURANCE	0.00	7,746.51	0.00	0.00
120-1251-6241-3060-42300-4	MED/LIFE/DENTL INSURANCE	0.00	8,048.31	0.00	0.00
120-2521-6241-8000-42300-4	MED/LIFE/DENTL INSURANCE - ESSER II	96,564.00	0.00	0.00	0.00
120-1281-6241-7500-44201-4	MED/LIFE/DENTL INSURANCE	0.00	3,722.10	0.00	0.00
120-1251-6241-4020-45100-4	Salaries Board Paid Benefit for code 6241	0.00	8,833.55	18,116.60	18,108.20
120-1251-6241-4060-45100-4	Salaries Board Paid Benefit for code 6241	0.00	13,042.23	29,878.24	25,351.27
120-1251-6241-4080-45100-4	Salaries Board Paid Benefit for code 6241	0.00	9,311.28	22,328.72	18,107.92
120-1251-6241-8000-45100-4	MED/LIFE/DENTL INSURANCE	68,500.00	0.00	0.00	0.00
120-1251-6241-3000-46200-4	MED/LIFE/DENTL INSURANCE	0.00	7.80	13.80	15.00

All Expenditure Accounts FY23

Account Code	Account Description	Budget Requested	1St Prior Year Actual	2Nd Prior Year Actual	3Rd Prior Year Actual
120-2212-6241-1050-46500-4	MED/LIFE/DENTL INSURANCE	0.00	223.35	434.64	0.00
120-2212-6241-1075-46500-4	MED/LIFE/DENTL INSURANCE	0.00	223.35	434.64	0.00
120-2212-6241-3000-46500-4	MED/LIFE/DENTL INSURANCE	0.00	223.08	434.22	0.00
120-2212-6241-3020-46500-4	MED/LIFE/DENTL INSURANCE	0.00	223.35	434.64	0.00
120-2212-6241-3040-46500-4	MED/LIFE/DENTL INSURANCE	0.00	223.35	434.64	0.00
120-2212-6241-3060-46500-4	MED/LIFE/DENTL INSURANCE	0.00	223.35	434.64	0.00
120-2212-6241-4020-46500-4	MED/LIFE/DENTL INSURANCE	0.00	186.12	362.16	0.00
120-2212-6241-4060-46500-4	MED/LIFE/DENTL INSURANCE	0.00	223.35	434.64	0.00
120-2212-6241-4070-46500-4	MED/LIFE/DENTL INSURANCE	0.00	223.35	434.64	0.00
120-2212-6241-4080-46500-4	MED/LIFE/DENTL INSURANCE	0.00	223.35	434.34	0.00
120-2212-6241-4090-46500-4	MED/LIFE/DENTL INSURANCE	0.00	223.35	434.64	0.00
120-2212-6241-5000-46500-4	MED/LIFE/DENTL INSURANCE	0.00	223.35	434.64	0.00
120-2212-6241-5020-46500-4	MED/LIFE/DENTL INSURANCE	0.00	223.23	434.64	0.00
120-2212-6241-5040-46500-4	MED/LIFE/DENTL INSURANCE	0.00	223.35	434.64	0.00
120-2212-6241-5060-46500-4	MED/LIFE/DENTL INSURANCE	0.00	223.35	434.64	0.00
120-2212-6241-5080-46500-4	MED/LIFE/DENTL INSURANCE	0.00	186.12	362.16	0.00
120-2212-6241-5100-46500-4	MED/LIFE/DENTL INSURANCE	8,000.00	223.35	434.64	0.00
500-2562-6241-1050-00531-1	MED/LIFE/DENTL INSURANCE	0.00	27,330.23	35,857.60	35,907.94
500-2562-6241-1075-00531-1	MED/LIFE/DENTL INSURANCE	0.00	19,591.07	28,987.04	28,651.84
500-2562-6241-3000-00531-1	MED/LIFE/DENTL INSURANCE	0.00	4,569.79	14,001.58	14,266.76
500-2562-6241-3020-00531-1	MED/LIFE/DENTL INSURANCE	0.00	6,572.41	14,486.40	14,485.60
500-2562-6241-3040-00531-1	MED/LIFE/DENTL INSURANCE	0.00	9,121.40	14,486.32	14,374.48
500-2562-6241-3060-00531-1	MED/LIFE/DENTL INSURANCE	0.00	49.83	7,310.34	7,309.54
500-2562-6241-4020-00531-1	MED/LIFE/DENTL INSURANCE	0.00	4,874.90	7,753.54	792.84
500-2562-6241-4060-00531-1	MED/LIFE/DENTL INSURANCE	0.00	8,674.77	14,486.32	11,161.68
500-2562-6241-4070-00531-1	MED/LIFE/DENTL INSURANCE	0.00	4,560.41	7,243.20	7,242.80
500-2562-6241-4080-00531-1	MED/LIFE/DENTL INSURANCE	0.00	4,560.41	7,243.20	7,242.80
500-2562-6241-4090-00531-1	MED/LIFE/DENTL INSURANCE	0.00	4,560.41	7,243.20	7,242.80
500-2562-6241-5000-00531-1	MED/LIFE/DENTL INSURANCE	0.00	4,560.41	7,243.20	7,242.80
500-2562-6241-5020-00531-1	MED/LIFE/DENTL INSURANCE	0.00	4,560.41	7,243.20	7,242.80
500-2562-6241-5040-00531-1	MED/LIFE/DENTL INSURANCE	0.00	4,124.09	7,243.12	7,131.68
500-2562-6241-5060-00531-1	MED/LIFE/DENTL INSURANCE	0.00	3,755.61	7,243.12	1,248.08
500-2562-6241-5080-00531-1	MED/LIFE/DENTL INSURANCE	0.00	5,007.48	7,243.20	7,242.80
500-2562-6241-5100-00531-1	MED/LIFE/DENTL INSURANCE	0.00	4,560.41	7,243.20	7,242.80
500-2561-6241-8400-00531-1	MED/LIFE/DENTL INSURANCE	36,000.00	17,236.14	28,972.72	28,972.32
500-2562-6241-8400-00531-1	MED/LIFE/DENTL INSURANCE	260,000.00	9,324.32	14,610.72	14,630.88
600-2521-6241-8000-00603-1	MED/LIFE/DENTL INSURANCE	0.00	-8,573.60	1,369.40	-1,287.64
600-1411-6241-7500-00614-1	MED/LIFE/DENTL INSURANCE	0.00	0.00	0.00	16.06
600-2521-6241-9000-00901-1	MED/LIFE/DENTL INSURANCE	0.00	792.90	254.09	-1,932.35
<b>OBJECT 6241 TOTAL</b>	<b>MED/LIFE/DENTL INSURANCE</b>	<b>10,165,001.00</b>	<b>4,710,382.91</b>	<b>8,260,741.06</b>	<b>8,275,490.59</b>
110-2552-6261-8200-00541-3	WORKERS COMP.	0.00	12,384.00	14,653.00	14,208.00
110-2554-6261-8200-00543-3	WORKERS COMP. - SSD	0.00	3,950.00	4,674.00	4,357.00
110-2529-6261-8000-00800-1	WORKERS COMP.	0.00	30,360.00	35,925.00	50,580.00

All Expenditure Accounts FY23

Account Code	Account Description	Budget Requested	1St Prior Year Actual	2Nd Prior Year Actual	3Rd Prior Year Actual
110-2559-6261-8200-12810-3	WORKERS COMP. - EC	0.00	1,731.00	2,048.00	1,563.00
120-2521-6261-8000-00000-1	WORKERS COMP.	476,000.00	0.00	0.00	0.00
120-2529-6261-1050-00318-1	WORKERS COMP.	0.00	0.00	3,571.50	2,202.50
120-2529-6261-1075-00318-1	WORKERS COMP.	0.00	0.00	3,571.50	2,202.50
120-2529-6261-8100-00318-1	WORKERS COMP.	0.00	6,036.00	0.00	0.00
120-2529-6261-1050-00800-1	WORKERS COMP.	0.00	58,811.00	69,591.00	61,853.00
120-2529-6261-1075-00800-1	WORKERS COMP.	0.00	61,208.00	72,427.00	59,911.00
120-2529-6261-3000-00800-1	WORKERS COMP.	0.00	21,527.00	25,473.00	20,839.00
120-2529-6261-3020-00800-1	WORKERS COMP.	0.00	21,616.00	25,578.00	21,928.00
120-2529-6261-3040-00800-1	WORKERS COMP.	0.00	21,083.00	24,948.00	19,655.00
120-2529-6261-3060-00800-1	WORKERS COMP.	0.00	21,571.00	25,525.00	23,822.00
120-2529-6261-4020-00800-1	WORKERS COMP.	0.00	15,668.00	18,540.00	14,966.00
120-2529-6261-4060-00800-1	WORKERS COMP.	0.00	21,349.00	25,263.00	22,259.00
120-2529-6261-4070-00800-1	WORKERS COMP.	0.00	16,201.00	19,170.00	16,955.00
120-2529-6261-4080-00800-1	WORKERS COMP.	0.00	15,890.00	18,803.00	15,439.00
120-2529-6261-4090-00800-1	WORKERS COMP.	0.00	13,715.00	16,229.00	14,729.00
120-2529-6261-5000-00800-1	WORKERS COMP.	0.00	13,981.00	16,544.00	15,108.00
120-2529-6261-5020-00800-1	WORKERS COMP.	0.00	14,159.00	16,754.00	15,771.00
120-2529-6261-5040-00800-1	WORKERS COMP.	0.00	14,692.00	17,385.00	14,966.00
120-2529-6261-5060-00800-1	WORKERS COMP.	0.00	14,558.00	17,227.00	15,676.00
120-2529-6261-5080-00800-1	WORKERS COMP.	0.00	8,966.00	10,609.00	7,388.00
120-2529-6261-5100-00800-1	WORKERS COMP.	0.00	14,825.00	17,542.00	15,724.00
120-1281-6261-7500-12810-3	WORKERS COMP.	0.00	19,574.00	23,162.00	21,502.00
<b>OBJECT 6261 TOTAL</b>	<b>WORKERS COMP.</b>	<b>476,000.00</b>	<b>443,855.00</b>	<b>525,213.00</b>	<b>473,604.00</b>
110-2311-6271-8000-00523-1	UNEMPLOYMENT COMP.	0.00	1,546.95	70,145.31	5,224.81
500-2562-6271-8400-00531-1	UNEMPLOYMENT COMP.	0.00	0.00	6,237.44	0.00
<b>OBJECT 6271 TOTAL</b>	<b>UNEMPLOYMENT COMP.</b>	<b>0.00</b>	<b>1,546.95</b>	<b>76,382.75</b>	<b>5,224.81</b>
110-1911-6311-1050-00331-1	Virtual Tuition - MHS	0.00	6,575.00	33,052.61	0.00
110-1941-6311-1050-00331-1	TUITION MHS	0.00	0.00	53,197.15	53,083.97
110-1911-6311-1075-00331-1	Virtual Tuition - OHS	0.00	0.00	21,750.00	0.00
110-1941-6311-1075-00331-1	TUITION OHS	0.00	0.00	63,722.99	61,310.87
110-1911-6311-3000-00331-1	Virtual Tuition - Buerkle	0.00	15,427.50	78,507.94	5,105.39
110-1941-6311-3000-00331-1	TUITION Buerkle	0.00	0.00	25,065.13	23,936.18
110-1911-6311-3020-00331-1	Virtual Tuition - OMS	0.00	15,337.50	77,906.25	0.00
110-1941-6311-3020-00331-1	TUITION OMS	0.00	0.00	27,147.58	25,871.92
110-1911-6311-3040-00331-1	Virtual Tuition - WMS	0.00	18,132.64	77,906.25	0.00
110-1941-6311-3040-00331-1	TUITION WMS	0.00	0.00	17,909.07	17,049.41
110-1911-6311-3060-00331-1	Virtual Tuition - Bernard	0.00	15,337.50	77,906.25	0.00
110-1941-6311-3060-00331-1	TUITION Bernard	0.00	0.00	27,109.72	25,536.89
110-1911-6311-4020-00331-1	Virtual Tuition - Beasley	0.00	3,150.00	6,299.85	0.00
110-1941-6311-4020-00331-1	TUITION Beasley	0.00	0.00	11,926.76	11,651.67
110-1911-6311-4060-00331-1	Virtual Tuition - Bierbaum	0.00	3,073.10	11,215.88	5,946.08
110-1941-6311-4060-00331-1	TUITION Bierbaum	0.00	0.00	19,272.13	20,213.60

All Expenditure Accounts FY23

Account Code	Account Description	Budget Requested	1St Prior Year Actual	2Nd Prior Year Actual	3Rd Prior Year Actual
110-1941-6311-4070-00331-1	TUITION Blades	0.00	0.00	16,053.80	16,565.47
110-1941-6311-4080-00331-1	TUITION Forder	0.00	0.00	14,198.53	13,140.70
110-1941-6311-4090-00331-1	TUITION Hagemann	0.00	0.00	14,615.02	14,704.19
110-1941-6311-5000-00331-1	TUITION Oakville Elem	0.00	0.00	14,425.70	15,634.83
110-1941-6311-5020-00331-1	TUITION Point	0.00	0.00	15,940.21	16,267.67
110-1941-6311-5040-00331-1	TUITION Rogers	0.00	0.00	17,000.37	16,304.89
110-1911-6311-5060-00331-1	Virtual Tuition - Trautwein	0.00	2,996.28	5,992.50	0.00
110-1941-6311-5060-00331-1	TUITION Trautwein	0.00	0.00	14,993.64	15,076.45
110-1941-6311-5080-00331-1	TUITION MOSAIC	0.00	0.00	9,617.14	9,604.25
110-1941-6311-5100-00331-1	TUITION Wohlwend	0.00	0.00	16,432.43	16,304.89
110-1911-6311-8000-00331-1	Virtual Tuition to Other Districts	148,600.00	0.00	0.00	0.00
110-1941-6311-8000-00331-1	TUITION	385,000.00	121,613.09	0.00	0.00
<b>OBJECT 6311 TOTAL</b>	<b>TUITION</b>	<b>533,600.00</b>	<b>201,642.61</b>	<b>769,164.90</b>	<b>383,309.32</b>
110-2521-6312-8000-00524-1	Staff Training	1,500.00	120.00	640.00	20.00
110-2213-6312-1050-46500-4	Instructional Program Improve Serv - MHS	0.00	0.00	879.44	0.00
110-2213-6312-1075-46500-4	Instructional Program Improve Serv - OHS	0.00	0.00	879.43	0.00
110-2213-6312-3000-46500-4	Instructional Program Improve Serv- Buerkle	0.00	0.00	8,279.42	12,133.33
110-2213-6312-3020-46500-4	Instructional Program Improve Serv - OMS	0.00	0.00	8,279.43	12,133.33
110-2213-6312-3040-46500-4	Instructional Program Improve Serv - WMS	0.00	0.00	8,279.43	12,133.33
110-2213-6312-3060-46500-4	Instructional Program Improve Serv- Bernard	0.00	0.00	8,279.42	12,133.33
110-2213-6312-4020-46500-4	Instructional Program Improve Serv - Beasley	0.00	0.00	879.39	12,133.34
110-2213-6312-4060-46500-4	Instructional Program Improve Serv- Bierbaum	0.00	0.00	879.39	12,133.34
110-2213-6312-4070-46500-4	Instructional Program Improve Serv - Blades	0.00	0.00	879.40	12,133.34
110-2213-6312-4080-46500-4	Instructional Program Improve Serv - Forder	0.00	0.00	879.40	12,133.34
110-2213-6312-4090-46500-4	Instructional Program Improve Serv - Hagemann	0.00	0.00	879.40	12,133.34
110-2213-6312-5000-46500-4	Instructional Program Improve Srvc - Oak Elem	0.00	0.00	879.40	12,133.33
110-2213-6312-5020-46500-4	Instructional Program Improve Serv - Point	0.00	0.00	879.41	12,133.33
110-2213-6312-5040-46500-4	Instructional Program Improve Serv - Rogers	0.00	0.00	879.42	12,133.33
110-2213-6312-5060-46500-4	Instructional Program Improve Serv- Trautwein	0.00	0.00	879.42	12,133.33
110-2213-6312-5080-46500-4	Instructional Program Improve Serv -MOSAIC	0.00	0.00	879.40	12,133.33
110-2213-6312-5100-46500-4	Instructional Program Improve Serv-Wohlwend	0.00	0.00	879.40	12,133.33
110-2213-6312-8000-46500-4	STAFF TRAINING	121,200.00	0.00	0.00	0.00
110-3711-6312-8000-46500-4	STAFF TRAINING - NON-PUBLIC SCHL	0.00	5,014.00	11,012.76	9,567.91
<b>OBJECT 6312 TOTAL</b>	<b>Instructional Program Improve Serv</b>	<b>122,700.00</b>	<b>5,134.00</b>	<b>56,202.76</b>	<b>191,587.91</b>
110-2121-6313-1050-00310-1	PUPIL SUPPORT SERVICES - MHS	0.00	0.00	1,021.09	5,754.00
110-2121-6313-1075-00310-1	PUPIL SUPPORT SERVICES - OHS	0.00	0.00	1,425.26	5,853.00
110-2121-6313-3000-00310-1	PUPIL SUPPORT SERVICES - Buerkle	0.00	0.00	9.94	0.00
110-2121-6313-3020-00310-1	PUPIL SUPPORT SERVICES - OMS	0.00	0.00	10.77	0.00
110-2121-6313-3040-00310-1	PUPIL SUPPORT SERVICES - WMS	0.00	0.00	7.10	0.00
110-2121-6313-3060-00310-1	PUPIL SUPPORT SERVICES - Bernard	0.00	0.00	10.75	0.00
110-2121-6313-4020-00310-1	PUPIL SUPPORT SERVICES - Beasley	0.00	0.00	4.73	0.00
110-2121-6313-4060-00310-1	PUPIL SUPPORT SERVICES - Bierbaum	0.00	0.00	7.64	0.00
110-2121-6313-4070-00310-1	PUPIL SUPPORT SERVICES - Blades	0.00	0.00	6.37	0.00

**All Expenditure Accounts FY23**

Account Code	Account Description	Budget Requested	1St Prior Year Actual	2Nd Prior Year Actual	3Rd Prior Year Actual
110-2121-6313-4080-00310-1	PUPIL SUPPORT SERVICES - Forder	0.00	0.00	5.63	0.00
110-2121-6313-4090-00310-1	PUPIL SUPPORT SERVICES - Hagemann	0.00	0.00	2,152.79	0.00
110-2121-6313-5000-00310-1	PUPIL SUPPORT SERVICES - Oakville Elem	0.00	0.00	5.72	0.00
110-2121-6313-5020-00310-1	PUPIL SUPPORT SERVICES - Point	0.00	0.00	6.32	0.00
110-2121-6313-5040-00310-1	PUPIL SUPPORT SERVICES - Rogers	0.00	0.00	6.74	0.00
110-2121-6313-5060-00310-1	PUPIL SUPPORT SERVICES - Trautwein	0.00	0.00	5.95	0.00
110-2121-6313-5080-00310-1	PUPIL SUPPORT SERVICES - MOSAIC	0.00	0.00	3.81	0.00
110-2121-6313-5100-00310-1	PUPIL SUPPORT SERVICES - Wohlwend	0.00	0.00	6.52	0.00
110-2121-6313-8000-00310-1	PUPIL SUPPORT SERVICES	6,000.00	420.49	0.00	0.00
<b>OBJECT 6313 TOTAL</b>	<b>PUPIL SUPPORT SERVICES</b>	<b>6,000.00</b>	<b>420.49</b>	<b>4,697.13</b>	<b>11,607.00</b>
110-2311-6315-8000-00524-1	AUDIT SERVICES	13,000.00	12,900.00	12,900.00	12,900.00
<b>OBJECT 6315 TOTAL</b>	<b>AUDIT SERVICES</b>	<b>13,000.00</b>	<b>12,900.00</b>	<b>12,900.00</b>	<b>12,900.00</b>
110-2311-6317-8000-00522-1	LEGAL SERVICES	25,000.00	39,266.55	18,036.06	11,231.61
<b>OBJECT 6317 TOTAL</b>	<b>LEGAL SERVICES</b>	<b>25,000.00</b>	<b>39,266.55</b>	<b>18,036.06</b>	<b>11,231.61</b>
110-2311-6318-8000-00524-1	ELECTION SERVICES	60,000.00	0.00	37,864.86	57,523.92
<b>OBJECT 6318 TOTAL</b>	<b>ELECTION SERVICES</b>	<b>60,000.00</b>	<b>0.00</b>	<b>37,864.86</b>	<b>57,523.92</b>
110-1151-6319-1050-00000-1	PROFESSIONAL & TECH SERV	2,000.00	2,885.00	7,240.00	2,000.00
110-1151-6319-1075-00000-1	PROFESSIONAL & TECH SERV	5,500.00	2,750.00	5,755.00	4,175.00
110-1271-6319-1050-00310-1	Other Professional Srvc - MHS	0.00	684.75	1,671.33	3,986.87
110-2114-6319-1050-00310-1	Other Professional Srvc - MHS	0.00	0.00	1,101.06	1,117.52
110-1271-6319-1075-00310-1	Other Professional Srvc - OHS	0.00	16.50	1,338.73	2,241.77
110-2114-6319-1075-00310-1	Other Professional Srvc - OHS	0.00	0.00	1,318.93	1,290.71
110-1271-6319-3000-00310-1	Other Professional Srvc - Buerkle	0.00	103.75	720.16	1,394.76
110-2114-6319-3000-00310-1	Other Professional Srvc - Buerkle	0.00	0.00	518.79	503.90
110-1271-6319-3020-00310-1	Other Professional Srvc - OMS	0.00	0.00	494.29	917.50
110-2114-6319-3020-00310-1	Other Professional Srvc - OMS	0.00	0.00	561.89	544.65
110-1271-6319-3040-00310-1	Other Professional Srvc - WMS	0.00	251.25	401.08	1,349.87
110-2114-6319-3040-00310-1	Other Professional Srvc - WMS	0.00	0.00	370.68	358.92
110-1271-6319-3060-00310-1	Other Professional Srvc - Bernard	0.00	5.25	761.35	1,710.36
110-2114-6319-3060-00310-1	Other Professional Srvc - Bernard	0.00	0.00	561.11	537.60
110-1271-6319-4020-00310-1	Other Professional Srvc - Beasley	0.00	103.50	834.41	678.28
110-2114-6319-4020-00310-1	Other Professional Srvc - Beasley	0.00	0.00	246.86	245.29
110-1271-6319-4060-00310-1	Other Professional Srvc - Bierbaum	0.00	2,321.46	2,794.40	2,793.72
110-2114-6319-4060-00310-1	Other Professional Srvc - Bierbaum	0.00	0.00	398.89	425.54
110-1271-6319-4070-00310-1	Other Professional Srvc - Blades	0.00	163.50	786.30	731.73
110-2114-6319-4070-00310-1	Other Professional Srvc - Blades	0.00	0.00	332.28	348.74
110-1271-6319-4080-00310-1	Other Professional Srvc - Forder	0.00	393.75	1,451.77	1,163.09
110-2114-6319-4080-00310-1	Other Professional Srvc - Forder	0.00	0.00	293.88	276.64
110-1271-6319-4090-00310-1	Other Professional Srvc - Hagemann	0.00	490.25	742.85	1,373.45
110-2114-6319-4090-00310-1	Other Professional Srvc - Hagemann	0.00	0.00	302.50	309.55
110-1271-6319-5000-00310-1	Other Professional Srvc - Oakville Elem	0.00	0.00	273.91	618.93
110-2114-6319-5000-00310-1	Other Professional Srvc - Oakville Elem	0.00	0.00	298.58	329.14
110-1271-6319-5020-00310-1	Other Professional Srvc - Point	0.00	56.25	330.47	667.65

All Expenditure Accounts FY23

Account Code	Account Description	Budget Requested	1St Prior Year Actual	2Nd Prior Year Actual	3Rd Prior Year Actual
110-2114-6319-5020-00310-1	Other Professional Srvc - Point	0.00	0.00	329.93	342.47
110-1271-6319-5040-00310-1	Other Professional Srvc - Rogers	0.00	0.00	408.53	578.22
110-2114-6319-5040-00310-1	Other Professional Srvc - Rogers	0.00	0.00	351.87	343.25
110-1271-6319-5060-00310-1	Other Professional Srvc - Trautwein	0.00	872.25	1,187.25	2,120.12
110-2114-6319-5060-00310-1	Other Professional Srvc - Trautwein	0.00	0.00	310.34	317.39
110-1271-6319-5080-00310-1	Other Professional Srvc - MOSAIC	0.00	0.00	175.10	340.60
110-2114-6319-5080-00310-1	Other Professional Srvc - MOSAIC	0.00	0.00	199.05	202.19
110-1271-6319-5100-00310-1	Other Professional Srvc - Wohlwend	0.00	0.00	410.19	706.47
110-2114-6319-5100-00310-1	Other Professional Srvc - Wohlwend	0.00	0.00	340.11	343.25
110-1271-6319-8000-00310-1	Other Professional Srvc	20,750.00	2,443.56	0.00	0.00
110-2114-6319-8000-00310-1	Other Professional Srvc	8,300.00	0.00	0.00	0.00
110-1211-6319-3040-00316-1	OTHER PROF/TECH SERVICES	0.00	0.00	13,200.00	0.00
110-1151-6319-1050-00331-1	Other Professional Srvc - MHS	0.00	6,887.50	8,624.08	8,131.50
110-1151-6319-1075-00331-1	Other Professional Srvc - OHS	0.00	10,875.00	22,354.19	10,564.50
110-1131-6319-3000-00331-1	Other Professional Srvc -Buerkle	0.00	0.00	4,294.97	4,197.44
110-1131-6319-3020-00331-1	Other Professional Srvc - OMS	0.00	0.00	4,651.49	4,542.76
110-1131-6319-3040-00331-1	Other Professional Srvc - WMS	0.00	0.00	3,067.12	2,989.60
110-1131-6319-3060-00331-1	Other Professional Srvc - Bernard	0.00	0.00	4,646.50	4,482.78
110-1111-6319-4020-00331-1	Other Professional Srvc - Beasley	0.00	-9,318.96	0.00	50.00
110-1131-6319-8000-00331-1	OTHER PROF/TECH SERVICES	96,500.00	3,655.64	0.00	0.00
110-1151-6319-1050-00334-1	Other Professional Srvc - Auditorium	6,000.00	789.75	0.00	0.00
110-2222-6319-1050-00336-1	Other Professional Srvc - MHS	0.00	0.00	7,087.45	4,883.61
110-2222-6319-1075-00336-1	Other Professional Srvc - OHS	0.00	0.00	8,489.81	5,640.46
110-2222-6319-3000-00336-1	Other Professional Srvc - BUERKLE	0.00	0.00	3,339.43	2,202.08
110-2222-6319-3020-00336-1	Other Professional Srvc - OMS	0.00	0.00	3,616.87	2,380.16
110-2222-6319-3040-00336-1	Other Professional Srvc - WMS	0.00	0.00	2,386.02	1,568.51
110-2222-6319-3060-00336-1	Other Professional Srvc - BERNARD	0.00	0.00	3,611.83	2,349.34
110-2222-6319-4020-00336-1	Other Professional Srvc - BEASLEY	0.00	0.00	1,589.00	1,071.93
110-2222-6319-4060-00336-1	Other Professional Srvc - BIERBAUM	0.00	0.00	2,567.62	1,859.61
110-2222-6319-4070-00336-1	Other Professional Srvc- BLADES	0.00	0.00	2,138.85	1,523.99
110-2222-6319-4080-00336-1	Other Professional Srvc - FORDER	0.00	0.00	1,891.67	1,208.92
110-2222-6319-4090-00336-1	Other Professional Srvc- HAGEMANN	0.00	0.00	1,947.16	1,352.75
110-2222-6319-5000-00336-1	Other Professional Srvc - OAKVILLE ELEM	0.00	0.00	1,921.94	1,438.37
110-2222-6319-5020-00336-1	Other Professional Srvc - POINT	0.00	0.00	2,123.71	1,496.59
110-2222-6319-5040-00336-1	Other Professional Srvc - ROGERS	0.00	0.00	2,264.96	1,500.01
110-2222-6319-5060-00336-1	Other Professional Srvc - TRAUTWEIN	0.00	0.00	1,997.60	1,387.00
110-2222-6319-5080-00336-1	Other Professional Srvc - MOSAIC	0.00	0.00	1,281.29	883.57
110-2222-6319-5100-00336-1	Other Professional Srvc - WOHLWEND	0.00	0.00	2,189.29	1,500.01
110-2222-6319-8400-00336-1	OTHER PROF/TECH SERVICES	51,000.00	17,200.94	0.00	0.00
110-1151-6319-8400-00337-1	Other Professional Srvc	2,500.00	560.00	0.00	0.00
110-2311-6319-8000-00521-1	OTHER PROF/TECH SERVICES	18,600.00	11,200.00	13,800.00	12,800.00
110-2321-6319-8000-00522-1	OTHER PROF/TECH SERVICES	42,000.00	5,668.80	15,034.08	39,722.03
110-2329-6319-8000-00523-1	OTHER PROF/TECH SERVICES	83,000.00	82,597.14	40,760.58	39,300.03

**All Expenditure Accounts FY23**

Account Code	Account Description	Budget Requested	1St Prior Year Actual	2Nd Prior Year Actual	3Rd Prior Year Actual
110-2641-6319-8000-00523-1	OTHER PROF/TECH SERVICES	102,000.00	59,379.28	94,626.43	91,563.99
110-2529-6319-8000-00524-1	OTHER PROF/TECH SERVICES	500.00	-1,238.25	-18.32	1,388.73
110-2621-6319-8000-00527-1	Other Professional Srvc - Planning & Dev	12,000.00	11,305.00	11,869.00	11,615.00
110-2629-6319-8000-00527-1	Other Professional Srvc	0.00	0.00	85.00	0.00
110-2331-6319-8100-00530-1	Other Professional Srvc	22,000.00	459.45	20,860.00	17,314.20
110-2631-6319-8000-00533-1	OTHER PROF/TECH SERVICES	109,500.00	93,267.52	78,571.80	71,235.55
110-3211-6319-8100-00534-1	Other Professional Srvc	131,600.00	28,058.91	12,497.64	50,998.64
110-2552-6319-8200-00541-3	Physical Examinations	10,000.00	6,114.56	9,905.78	6,469.43
110-2554-6319-8200-00543-3	Physical Examinations - SSD	1,750.00	1,351.83	1,587.38	1,995.90
110-2542-6319-8000-00550-1	Other Professional Srvc	0.00	3,193.10	0.00	0.00
110-2542-6319-8400-00550-1	OTHER PROF/TECH SERVICES	5,000.00	2,480.66	3,455.45	3,939.86
110-1191-6319-4070-01191-1	Other Prof Srvc Summer School - Blades	0.00	0.00	0.00	3,362.18
110-1191-6319-4080-01191-1	Other Prof Srvc Summer School - Forder	0.00	0.00	0.00	4,902.00
110-1281-6319-7500-12810-3	PROFESSIONAL & TECH SERV	22,000.00	24,076.07	31,200.39	21,082.67
110-2559-6319-8200-12810-3	Physical Examinations - EC	1,200.00	879.60	1,015.55	1,246.17
110-3511-6319-7500-32400-3	PROFESSIONAL & TECH SERV	6,000.00	2,395.00	14,245.50	3,442.50
110-2122-6319-1050-42200-4	Other Professional Srvc ESSER III - MHS	0.00	53,333.36	0.00	0.00
110-2122-6319-1075-42200-4	Other Professional Srvc ESSER III - OHS	0.00	53,333.36	0.00	0.00
110-2122-6319-8000-42200-4	Other Professional Srvc ESSER III	219,000.00	0.00	0.00	0.00
110-2122-6319-8000-42300-4	Other Professional Srvc ESSER II	261,000.00	0.00	0.00	0.00
110-2213-6319-4070-46200-4	Other Prof Srvc Title III LEP - Blades	0.00	0.00	0.00	304.00
500-2562-6319-8400-00531-1	OTHER PROF/TECH SERVICES	14,000.00	12,306.64	10,245.28	13,760.64
600-1411-6319-7500-00615-1	Other Professional Srvc	0.00	0.00	0.00	1,157.25
<b>OBJECT 6319 TOTAL</b>	<b>Other Professional Srvc</b>	<b>1,253,700.00</b>	<b>494,352.92</b>	<b>506,638.26</b>	<b>504,191.40</b>
110-2331-6331-8100-00530-1	Cleaning Services	2,500.00	654.95	1,330.35	2,022.94
110-2552-6331-8200-00541-3	Cleaning Service	650.00	78.60	628.80	0.00
110-2542-6331-8400-00550-1	Cleaning Services	13,000.00	5,548.76	9,593.60	9,599.51
110-2542-6331-8000-00560-1	Cleaning Service - Custodial	5,400.00	10,600.57	0.00	0.00
<b>OBJECT 6331 TOTAL</b>	<b>LAUNDRY SERVICE</b>	<b>21,550.00</b>	<b>16,882.88</b>	<b>11,552.75</b>	<b>11,622.45</b>
110-1151-6332-1050-00000-1	Repairs & Maintenance Services	4,000.00	2,985.00	2,817.87	4,000.00
110-1131-6332-3000-00000-1	Repairs & Maintenance Services	1,000.00	0.00	1,500.00	0.00
110-1131-6332-3020-00000-1	Repairs & Maintenance Services	1,500.00	0.00	1,306.23	1,398.57
110-1131-6332-3040-00000-1	Repairs & Maintenance Services	750.00	235.00	0.00	0.00
110-1131-6332-3060-00000-1	Repairs & Maintenance Services	2,000.00	1,070.16	420.13	28.17
110-1111-6332-5060-00000-1	Repairs & Maintenance Services	300.00	0.00	0.00	0.00
110-1151-6332-1050-00334-1	EQUIPMENT REPAIRS - MHS	0.00	1,470.00	1,193.50	1,300.62
110-2212-6332-1050-00334-1	EQUIPMENT REPAIRS Fine Arts - MHS	0.00	380.00	387.77	510.00
110-1151-6332-1075-00334-1	EQUIPMENT REPAIRS - OHS	0.00	443.00	1,290.00	1,112.20
110-2212-6332-1075-00334-1	EQUIPMENT REPAIRS Fine Arts - OHS	0.00	380.00	652.22	680.00
110-1131-6332-3000-00334-1	EQUIPMENT REPAIRS - Buerkle	0.00	389.75	2,375.30	839.38
110-2212-6332-3000-00334-1	EQUIPMENT REPAIRS Fine Arts - Buerkle	0.00	285.00	192.51	660.00
110-1131-6332-3020-00334-1	EQUIPMENT REPAIRS - OMS	0.00	197.75	104.60	691.91
110-2212-6332-3020-00334-1	EQUIPMENT REPAIRS Fine Arts - OMS	0.00	95.00	194.38	340.00

*All Expenditure Accounts FY23*

Account Code	Account Description	Budget Requested	1St Prior Year Actual	2Nd Prior Year Actual	3Rd Prior Year Actual
110-1131-6332-3040-00334-1	EQUIPMENT REPAIRS - WMS	0.00	0.00	0.00	807.84
110-2212-6332-3040-00334-1	EQUIPMENT REPAIRS Fine Arts - WMS	0.00	285.00	611.08	340.00
110-1131-6332-3060-00334-1	EQUIPMENT REPAIRS - Bernard	0.00	645.00	660.50	563.21
110-2212-6332-3060-00334-1	EQUIPMENT REPAIRS Fine Arts - Bernard	0.00	95.00	194.34	200.00
110-2212-6332-4020-00334-1	EQUIPMENT REPAIRS Fine Arts - Beasley	0.00	95.00	190.71	170.00
110-1111-6332-4060-00334-1	EQUIPMENT REPAIRS - Bierbaum	0.00	0.00	0.00	73.57
110-2212-6332-4060-00334-1	EQUIPMENT REPAIRS Fine Arts - Bierbaum	0.00	95.00	197.31	170.00
110-1111-6332-4070-00334-1	EQUIPMENT REPAIRS - Blades	0.00	0.00	0.00	73.57
110-2212-6332-4070-00334-1	EQUIPMENT REPAIRS Fine Arts - Blades	0.00	45.00	194.42	170.00
110-1111-6332-4080-00334-1	EQUIPMENT REPAIRS - Forder	0.00	65.00	0.00	0.00
110-2212-6332-4080-00334-1	EQUIPMENT REPAIRS Fine Arts - Forder	0.00	95.00	192.75	185.00
110-1111-6332-4090-00334-1	EQUIPMENT REPAIRS - Hagemann	0.00	0.00	0.00	73.57
110-2212-6332-4090-00334-1	EQUIPMENT REPAIRS Fine Arts - Hagemann	0.00	95.00	193.12	170.00
110-2212-6332-5000-00334-1	EQUIPMENT REPAIRS Fine Arts - Oakville Elem	0.00	95.00	192.95	170.00
110-2212-6332-5020-00334-1	EQUIPMENT REPAIRS Fine Arts - Point	0.00	0.00	14.31	15.00
110-1111-6332-5040-00334-1	EQUIPMENT REPAIRS - Rogers	0.00	0.00	180.00	73.57
110-2212-6332-5040-00334-1	EQUIPMENT REPAIRS Fine Arts - Rogers	0.00	220.00	375.27	340.00
110-1111-6332-5060-00334-1	EQUIPMENT REPAIRS - Trautwein	0.00	0.00	0.00	73.57
110-2212-6332-5060-00334-1	EQUIPMENT REPAIRS	0.00	95.00	193.46	170.00
110-1111-6332-5080-00334-1	EQUIPMENT REPAIRS - MOSAIC	0.00	0.00	0.00	73.57
110-2212-6332-5080-00334-1	EQUIPMENT REPAIRS Fine Arts - MOSAIC	0.00	95.00	98.64	170.00
110-1111-6332-5100-00334-1	EQUIPMENT REPAIRS - Wohlwend	0.00	0.00	0.00	73.58
110-2212-6332-5100-00334-1	EQUIPMENT REPAIRS Fine Arts - Wohlwend	0.00	95.00	194.76	170.00
110-1111-6332-8000-00334-1	Repairs & Maintenance Services - Ele	2,200.00	0.00	0.00	0.00
110-1131-6332-8000-00334-1	Repairs & Maintenance Services - MS	6,250.00	25.00	0.00	0.00
110-1151-6332-8000-00334-1	Repairs & Maintenance Services - HS	4,550.00	0.00	0.00	0.00
110-2212-6332-8000-00334-1	Repairs & Maintenance Services	5,100.00	0.00	0.00	0.00
110-2222-6332-1050-00336-1	EQUIPMENT REPAIRS - LR MHS	0.00	0.00	0.00	499.10
110-2222-6332-1075-00336-1	EQUIPMENT REPAIRS - LR OHS	0.00	0.00	0.00	576.45
110-2222-6332-3000-00336-1	EQUIPMENT REPAIRS - LR Buerkle	0.00	0.00	0.00	225.05
110-2222-6332-3020-00336-1	EQUIPMENT REPAIRS - LR OMS	0.00	0.00	0.00	243.25
110-2222-6332-3040-00336-1	EQUIPMENT REPAIRS - LR WMS	0.00	0.00	0.00	160.30
110-2222-6332-3060-00336-1	EQUIPMENT REPAIRS - LR Bernard	0.00	0.00	0.00	240.10
110-2222-6332-4020-00336-1	EQUIPMENT REPAIRS - LR Beasley	0.00	0.00	0.00	109.55
110-2222-6332-4060-00336-1	EQUIPMENT REPAIRS - LR Bierbaum	0.00	0.00	0.00	190.05
110-2222-6332-4070-00336-1	EQUIPMENT REPAIRS - LR Blades	0.00	0.00	0.00	155.75
110-2222-6332-4080-00336-1	EQUIPMENT REPAIRS - LR Forder	0.00	0.00	0.00	123.55
110-2222-6332-4090-00336-1	EQUIPMENT REPAIRS - LR Hagemann	0.00	0.00	0.00	138.25
110-2222-6332-5000-00336-1	EQUIPMENT REPAIRS - LR Oakville Elem	0.00	0.00	0.00	147.00
110-2222-6332-5020-00336-1	EQUIPMENT REPAIRS - LR Point	0.00	0.00	0.00	152.95
110-2222-6332-5040-00336-1	EQUIPMENT REPAIRS - LR Rogers	0.00	0.00	0.00	153.30
110-2222-6332-5060-00336-1	EQUIPMENT REPAIRS - LR Trautwein	0.00	0.00	0.00	141.75
110-2222-6332-5080-00336-1	EQUIPMENT REPAIRS - LR MOSAIC	0.00	0.00	0.00	90.30



**All Expenditure Accounts FY23**

Account Code	Account Description	Budget Requested	1St Prior Year Actual	2Nd Prior Year Actual	3Rd Prior Year Actual
110-2222-6332-5100-00336-1	EQUIPMENT REPAIRS - LR Wohlwend	0.00	0.00	0.00	153.30
110-2222-6332-8400-00336-1	Repairs & Maintenance Services	1,500.00	0.00	0.00	0.00
110-2134-6332-1050-00518-1	EQUIPMENT REPAIRS - MHS	0.00	0.00	270.93	0.00
110-2134-6332-1075-00518-1	EQUIPMENT REPAIRS - OHS	0.00	0.00	324.56	0.00
110-2134-6332-3000-00518-1	EQUIPMENT REPAIRS - Buerkle	0.00	0.00	127.45	0.00
110-2134-6332-3020-00518-1	EQUIPMENT REPAIRS - OMS	0.00	0.00	138.13	0.00
110-2134-6332-3040-00518-1	EQUIPMENT REPAIRS - WMS	0.00	0.00	91.03	0.00
110-2134-6332-3060-00518-1	EQUIPMENT REPAIRS - Bernard	0.00	0.00	137.94	0.00
110-2134-6332-4020-00518-1	EQUIPMENT REPAIRS - Beasley	0.00	0.00	60.56	0.00
110-2134-6332-4060-00518-1	EQUIPMENT REPAIRS - Bierbaum	0.00	0.00	98.16	0.00
110-2134-6332-4070-00518-1	EQUIPMENT REPAIRS - Blades	0.00	0.00	81.73	0.00
110-2134-6332-4080-00518-1	EQUIPMENT REPAIRS - Forder	0.00	0.00	72.23	0.00
110-2134-6332-4090-00518-1	EQUIPMENT REPAIRS - Hagemann	0.00	0.00	74.41	0.00
110-2134-6332-5000-00518-1	EQUIPMENT REPAIRS - Oakville Elem	0.00	0.00	73.42	0.00
110-2134-6332-5020-00518-1	EQUIPMENT REPAIRS - Point	0.00	0.00	81.14	0.00
110-2134-6332-5040-00518-1	EQUIPMENT REPAIRS - Rogers	0.00	0.00	86.48	0.00
110-2134-6332-5060-00518-1	EQUIPMENT REPAIRS - Trautwein	0.00	0.00	76.19	0.00
110-2134-6332-5080-00518-1	EQUIPMENT REPAIRS - MOSAIC	0.00	0.00	49.08	0.00
110-2134-6332-5100-00518-1	EQUIPMENT REPAIRS - Wohlwend	0.00	0.00	83.71	0.00
110-2134-6332-7500-00518-1	Repairs & Maintenance Services	2,000.00	0.00	0.00	0.00
110-2331-6332-8100-00530-1	Repairs & Maintenance Services	3,500.00	879.00	5,174.34	2,333.10
110-2545-6332-8100-00530-1	Vehicle Repair & Maint Services	0.00	0.00	28.20	200.33
110-2552-6332-8200-00541-3	Repairs & Maintenance Services	750.00	0.00	485.60	66,964.33
110-2554-6332-8200-00543-3	Repairs & Maintenance Services - SSD	0.00	0.00	0.00	96.04
110-2543-6332-8000-00550-1	Repairs and Maintenance	10,000.00	2,482.63	0.00	0.00
110-2542-6332-8400-00550-1	Repairs & Maintenance Services	150,000.00	102,118.07	137,027.92	150,533.23
110-1151-6332-1050-00750-1	Repairs & Maintenance Services	10,000.00	5,857.44	4,271.95	4,149.78
110-1151-6332-1075-00750-1	Repairs & Maintenance Services	6,000.00	4,634.85	5,846.85	13,119.75
110-1281-6332-7500-12810-3	EQUIPMENT REPAIRS - ECSE	0.00	0.00	51.85	0.00
110-2559-6332-8200-12810-3	Repairs & Maintenance Services - EC	0.00	0.00	0.00	64.03
<b>OBJECT 6332 TOTAL</b>	<b>EQUIPMENT REPAIRS</b>	<b>211,400.00</b>	<b>126,042.65</b>	<b>170,931.99</b>	<b>256,847.49</b>
110-2574-6334-8100-00532-1	EQUIPMENT RENTAL - Print Shop	68,220.00	34,110.00	0.00	0.00
110-2554-6334-8200-00543-3	EQUIPMENT RENTAL - SSD	170,155.00	170,154.80	170,154.80	170,154.80
110-2541-6334-8400-00550-1	Equipment Rental-SOLAR	19,520.00	9,310.00	18,220.00	17,604.00
110-2542-6334-8400-00550-1	EQUIPMENT RENTAL	7,000.00	4,158.50	3,601.18	2,118.80
110-2559-6334-8200-12810-3	EQUIPMENT RENTAL - EC	143,532.00	130,657.75	143,532.31	143,532.31
<b>OBJECT 6334 TOTAL</b>	<b>EQUIPMENT RENTAL</b>	<b>408,427.00</b>	<b>348,391.05</b>	<b>335,508.29</b>	<b>333,409.91</b>
110-1193-6335-1050-00318-1	Water and Sewer - SCOPE	1,400.00	458.50	478.61	554.53
110-1193-6335-1075-00318-1	Water and Sewer - SCOPE	0.00	458.48	478.61	554.51
110-2552-6335-8200-00541-3	WATER & SEWER-TRANSPORTATION	0.00	1,357.08	1,416.64	1,641.38
110-2554-6335-8200-00543-3	WATER & SEWER TRANSPORTATION-SSD	0.00	256.72	268.02	310.52
110-2542-6335-1050-00800-1	WATER & SEWER-MHS	0.00	27,164.54	27,018.98	33,571.64
110-2542-6335-1075-00800-1	WATER & SEWER-OHS	0.00	50,211.26	54,082.05	49,587.41

All Expenditure Accounts FY23

Account Code	Account Description	Budget Requested	1St Prior Year Actual	2Nd Prior Year Actual	3Rd Prior Year Actual
110-2542-6335-3000-00800-1	WATER & SEWER-BUERKLE	0.00	1,975.35	6,761.79	6,856.25
110-2542-6335-3020-00800-1	WATER & SEWER-OMS	0.00	12,873.62	10,952.71	10,149.30
110-2542-6335-3040-00800-1	WATER & SEWER-WMS	0.00	5,493.93	4,963.26	7,432.35
110-2542-6335-3060-00800-1	WATER & SEWER-BERNARD	0.00	6,711.02	7,374.02	10,978.72
110-2542-6335-4020-00800-1	WATER & SEWER-BEASLEY	0.00	4,023.38	4,756.99	5,842.22
110-2542-6335-4060-00800-1	WATER & SEWER-BIERBAUM	0.00	10,088.46	7,135.90	13,271.39
110-2542-6335-4070-00800-1	WATER & SEWER-BLADES	0.00	5,772.23	4,801.41	6,682.65
110-2542-6335-4080-00800-1	WATER & SEWER-FORDER	0.00	4,048.52	4,449.41	5,494.99
110-2542-6335-4090-00800-1	WATER & SEWER-HAGEMANN	0.00	4,772.63	7,113.78	6,324.45
110-2542-6335-5000-00800-1	WATER & SEWER-OES	0.00	4,725.84	4,728.04	6,505.69
110-2542-6335-5020-00800-1	WATER & SEWER-POINT	0.00	7,016.31	6,762.70	9,606.59
110-2542-6335-5040-00800-1	WATER & SEWER-ROGERS	0.00	4,352.05	5,772.38	5,636.36
110-2542-6335-5060-00800-1	WATER & SEWER-TRAUTWEIN	0.00	6,172.20	4,648.81	8,192.09
110-2542-6335-5080-00800-1	WATER & SEWER-MOSAIC	0.00	2,853.44	2,746.29	3,617.02
110-2542-6335-5100-00800-1	WATER & SEWER-WOHLWEND	0.00	6,998.92	4,780.50	7,349.55
110-2542-6335-8000-00800-1	Water and Sewer - CENTRAL OFFICE	279,100.00	1,475.16	0.00	0.00
110-2542-6335-8100-00800-1	WATER & SEWER-WITZEL	0.00	916.93	957.19	1,109.03
110-2542-6335-8300-00800-1	WATER & SEWER-SWIMMING POOL	0.00	4,603.82	3,941.87	5,819.18
110-2542-6335-8400-00800-1	WATER & SEWER-JB BUILDING	0.00	1,008.11	1,519.39	4,981.89
110-1281-6335-7500-12810-3	WATER & SEWER-ECC	4,500.00	3,773.51	3,363.41	3,480.72
110-2559-6335-8200-12810-3	WATER & SEWER TRANSPORTATION-ECC	0.00	220.07	229.70	254.73
<b>OBJECT 6335 TOTAL</b>	<b>Water and Sewer</b>	<b>285,000.00</b>	<b>179,782.08</b>	<b>181,502.46</b>	<b>215,805.16</b>
110-3512-6336-7500-00000-1	REFUSE SERVICE EC	0.00	0.00	87.70	0.00
110-2134-6336-1050-00518-1	REFUSE SERVICE - MHS	0.00	0.00	458.25	285.94
110-2134-6336-1075-00518-1	REFUSE SERVICE - OHS	0.00	0.00	548.96	330.59
110-2134-6336-3000-00518-1	REFUSE SERVICE - Buerkle	0.00	0.00	215.57	128.95
110-2134-6336-3020-00518-1	REFUSE SERVICE - OMS	0.00	0.00	233.64	139.55
110-2134-6336-3040-00518-1	REFUSE SERVICE - WMS	0.00	0.00	153.98	91.78
110-2134-6336-3060-00518-1	REFUSE SERVICE - Bernard	0.00	0.00	233.31	137.68
110-2134-6336-4020-00518-1	REFUSE SERVICE - Beasley	0.00	0.00	102.43	62.93
110-2134-6336-4060-00518-1	REFUSE SERVICE - Bierbaum	0.00	0.00	166.03	109.02
110-2134-6336-4070-00518-1	REFUSE SERVICE - Blades	0.00	0.00	138.25	89.29
110-2134-6336-4080-00518-1	REFUSE SERVICE - Forder	0.00	0.00	122.18	70.81
110-2134-6336-4090-00518-1	REFUSE SERVICE - Hagemann	0.00	0.00	125.86	79.12
110-2134-6336-5000-00518-1	REFUSE SERVICE - Oakville Elem	0.00	0.00	124.19	84.31
110-2134-6336-5020-00518-1	REFUSE SERVICE - Point	0.00	0.00	137.24	87.63
110-2134-6336-5040-00518-1	REFUSE SERVICE - Rogers	0.00	0.00	146.28	87.84
110-2134-6336-5060-00518-1	REFUSE SERVICE - Trautwein	0.00	0.00	128.87	81.19
110-2134-6336-5080-00518-1	REFUSE SERVICE - Wohlwend	0.00	0.00	83.01	51.91
110-2134-6336-5100-00518-1	REFUSE SERVICE	0.00	0.00	141.59	87.84
110-2134-6336-8000-00518-1	REFUSE SERVICE	2,000.00	550.71	0.00	0.00
110-2542-6336-8400-00550-1	REFUSE SERVICE	61,000.00	31,709.97	63,472.73	61,150.28
110-1281-6336-7500-12810-3	REFUSE SERVICE	0.00	0.00	0.00	70.19

All Expenditure Accounts FY23

Account Code	Account Description	Budget Requested	1St Prior Year Actual	2Nd Prior Year Actual	3Rd Prior Year Actual
<b>OBJECT 6336 TOTAL</b>	<b>REFUSE SERVICE</b>	<b>63,000.00</b>	<b>32,260.68</b>	<b>66,820.07</b>	<b>63,226.85</b>
110-2331-6337-8100-00530-1	Tech - Related Repairs & Maintenance Srvc	530,000.00	305,758.49	349,343.64	237,601.10
110-2541-6337-8400-00550-1	Tech Related Repairs & Maint	17,600.00	10,039.80	16,942.75	16,434.08
<b>OBJECT 6337 TOTAL</b>	<b>Tech-Related Repairs &amp; Maint</b>	<b>547,600.00</b>	<b>315,798.29</b>	<b>366,286.39</b>	<b>254,035.18</b>
110-1193-6339-1050-00318-1	OTHER PROPERTY SERVICE - SCOPE	80,571.00	25,002.12	25,308.84	34,571.43
110-1193-6339-1075-00318-1	OTHER PROPERTY SERVICE - SCOPE	0.00	25,002.12	25,308.83	34,571.43
110-2546-6339-8000-00527-1	OTHER PROPERTY SERVICE	546,000.00	329,927.56	320,544.33	441,173.04
110-2552-6339-8200-00541-3	OTHER PROPERTY SERVICE	250.00	250.00	775.00	250.00
110-2542-6339-8000-00550-1	OTHER PROPERTY SERVICE	600.00	149.97	0.00	0.00
110-2542-6339-8300-00550-1	OTHER PROPERTY SERVICE - Swimming Pool	350.00	185.10	0.00	0.00
110-2542-6339-8400-00550-1	OTHER PROPERTY SERVICE	0.00	0.00	0.00	190.00
110-2542-6339-8000-00551-1	OTHER PROPERTY SERVICE-All Other Inspections	550.00	0.00	0.00	0.00
110-2542-6339-8400-00551-1	OTHER PROPERTY SERVICE-All Other Inspections	7,000.00	2,413.00	15,666.00	12,200.10
110-2542-6339-8400-00552-1	OTHER PROPERTY SERVICE- ELEVATOR SERVICES	54,000.00	34,192.06	53,247.67	37,304.81
110-2542-6339-8000-00553-1	OTHER PROPERTY SERVICE-HVAC Maintenance	2,350.00	1,973.86	0.00	0.00
110-2542-6339-8400-00553-1	OTHER PROPERTY SERVICE-HVAC Maintenance	62,500.00	52,610.44	65,080.88	54,684.54
110-2542-6339-8400-00554-1	OTHER PROPERTY SERVICE-Backflow Preventer	22,000.00	19,576.52	8,589.78	19,295.18
110-2542-6339-8400-00555-1	OTH PROPERTY SVC- Fire Alarm Services	65,000.00	37,348.19	59,524.62	48,311.85
110-2542-6339-8000-00556-1	OTHER PROPERTY SERVICE-Pest Control	475.00	200.00	0.00	0.00
110-2542-6339-8400-00556-1	OTHER PROPERTY SERVICE-Pest Control	7,000.00	4,064.00	5,890.00	6,369.00
110-1281-6339-7500-12810-3	OTHER PROPERTY SERVICE	1,200.00	303.80	1,122.20	1,032.20
500-2562-6339-8400-00531-1	OTHER PROPERTY SERVICE	17,500.00	7,194.35	16,030.45	10,522.85
<b>OBJECT 6339 TOTAL</b>	<b>OTHER PROPERTY SERVICE</b>	<b>867,346.00</b>	<b>540,393.09</b>	<b>597,088.60</b>	<b>700,476.43</b>
110-2126-6341-1050-00309-1	CONTR TRANS TO/FROM SCHL	0.00	0.00	15.42	26.55
110-2126-6341-1075-00309-1	CONTR TRANS TO/FROM SCHL	0.00	0.00	18.48	30.69
110-2126-6341-8000-00309-1	CONTR TRANS TO/FROM SCHL-VICC	100.00	65.50	0.00	0.00
110-2551-6341-8200-00541-3	CONTR TRANS TO/FROM SCHL-PD TO VENDORS	398,000.00	152,323.02	89,025.25	209,093.58
110-2555-6341-8200-00541-3	CONTR TRANS TO/FROM SCHL-PD TO OTHER DIST	0.00	3,748.30	5,425.70	24,950.39
<b>OBJECT 6341 TOTAL</b>	<b>CONTR TRANS TO/FROM SCHL</b>	<b>398,100.00</b>	<b>156,136.82</b>	<b>94,484.85</b>	<b>234,101.21</b>
110-1151-6343-1050-00000-1	Travel	4,000.00	20.00	1,479.00	3,288.54
110-1151-6343-1075-00000-1	Travel	0.00	3,455.58	0.00	3,320.52
110-2411-6343-1075-00000-1	TRAVEL	1,500.00	670.28	369.59	0.00
110-1131-6343-3000-00000-1	Travel	0.00	0.00	0.00	89.35
110-1131-6343-3040-00000-1	TRAVEL	750.00	588.00	279.00	0.00
110-1131-6343-3060-00000-1	Travel	0.00	0.00	0.00	39.17
110-1111-6343-5000-00000-1	TRAVEL - Oakville Elem	0.00	0.00	7.60	0.00
110-1151-6343-1075-00001-1	Travel OHS - Choir	0.00	0.00	0.00	299.00
110-1151-6343-1075-00020-1	Travel OHS - COE	700.00	53.85	197.77	170.93
110-1151-6343-1075-00026-1	Travel OHS - Science	0.00	0.00	0.00	252.75
110-1151-6343-1075-00028-1	Travel OHS - Art	0.00	0.00	0.00	83.75
110-1271-6343-1050-00310-1	TRAVEL - MHS	0.00	0.00	61.52	226.11
110-1271-6343-1075-00310-1	TRAVEL - OHS	0.00	0.00	73.69	261.15
110-1271-6343-3000-00310-1	TRAVEL - Buerkle	0.00	0.00	28.99	101.96

All Expenditure Accounts FY23

Account Code	Account Description	Budget Requested	1St Prior Year Actual	2Nd Prior Year Actual	3Rd Prior Year Actual
110-1271-6343-3020-00310-1	TRAVEL - OMS	0.00	0.00	31.40	110.20
110-1271-6343-3040-00310-1	TRAVEL - WMS	0.00	0.00	20.71	72.62
110-1271-6343-3060-00310-1	TRAVEL - Bernard	0.00	0.00	31.35	108.77
110-1271-6343-4020-00310-1	TRAVEL - Beasley	0.00	0.00	13.79	49.63
110-1271-6343-4060-00310-1	TRAVEL - Bierbaum	0.00	0.00	22.29	86.10
110-1271-6343-4070-00310-1	TRAVEL - Blades	0.00	0.00	18.57	70.56
110-1271-6343-4080-00310-1	TRAVEL - Forder	0.00	0.00	16.42	55.97
110-1271-6343-4090-00310-1	TRAVEL - Hagemann	0.00	0.00	16.90	62.63
110-1271-6343-5000-00310-1	TRAVEL - Oakville Elem	0.00	0.00	16.68	66.60
110-1271-6343-5020-00310-1	TRAVEL - Point	0.00	0.00	18.43	69.29
110-1271-6343-5040-00310-1	TRAVEL - Rogers	0.00	0.00	19.66	69.45
110-1271-6343-5060-00310-1	TRAVEL - Trautwein	0.00	0.00	17.34	64.22
110-1271-6343-5080-00310-1	TRAVEL - MOSAIC	0.00	0.00	11.12	108.25
110-1271-6343-5100-00310-1	TRAVEL - Wohlwend	0.00	0.00	19.00	69.45
110-1271-6343-8000-00310-1	Travel	1,500.00	457.19	0.00	0.00
110-1211-6343-3040-00316-1	Travel	0.00	0.00	86.64	356.80
110-1193-6343-1050-00318-1	TRAVEL	100.00	0.00	0.00	302.53
110-1193-6343-1075-00318-1	TRAVEL	0.00	0.00	0.00	172.24
110-1195-6343-8400-00330-1	Travel Mehl@Home	400.00	0.00	0.00	0.00
110-1151-6343-1050-00331-1	TRAVEL Curriculum - MHS	0.00	730.50	0.00	52.41
110-2212-6343-1050-00331-1	TRAVEL Curriculum - Mehlville HS	0.00	0.00	2.68	3.12
110-1151-6343-1075-00331-1	TRAVEL Curriculum - OHS	0.00	0.00	0.00	60.53
110-2212-6343-1075-00331-1	TRAVEL Curriculum - Oakville HS	0.00	0.00	3.22	3.61
110-1131-6343-3000-00331-1	TRAVEL Curriculum - Buerkle	0.00	0.00	0.00	23.63
110-2212-6343-3000-00331-1	TRAVEL Curriculum - Buerkle	0.00	0.00	1.27	1.41
110-1131-6343-3020-00331-1	TRAVEL Curriculum - OMS	0.00	0.00	0.00	25.54
110-2212-6343-3020-00331-1	TRAVEL Curriculum - Oakville MS	0.00	0.00	1.37	1.52
110-1131-6343-3040-00331-1	TRAVEL Curriculum - WMS	0.00	0.00	0.00	16.83
110-2212-6343-3040-00331-1	TRAVEL Curriculum - Washington MS	0.00	0.00	0.90	1.00
110-1131-6343-3060-00331-1	TRAVEL Curriculum - Bernard	0.00	0.00	0.00	25.21
110-2212-6343-3060-00331-1	TRAVEL Curriculum - Bernard	0.00	0.00	1.37	1.50
110-1111-6343-4020-00331-1	TRAVEL Curriculum - Beasley	0.00	0.00	0.00	11.50
110-2212-6343-4020-00331-1	TRAVEL Curriculum - Beasley	0.00	0.00	0.60	0.69
110-1111-6343-4060-00331-1	TRAVEL Curriculum - Bierbaum	0.00	0.00	0.00	19.96
110-2212-6343-4060-00331-1	TRAVEL Curriculum - Bierbaum	0.00	0.00	0.97	1.19
110-1111-6343-4070-00331-1	TRAVEL Curriculum - Blades	0.00	0.00	0.00	16.35
110-2212-6343-4070-00331-1	TRAVEL Curriculum - Blades	0.00	0.00	0.81	0.97
110-1111-6343-4080-00331-1	TRAVEL Curriculum - Forder	0.00	0.00	0.00	12.97
110-2212-6343-4080-00331-1	TRAVEL Curriculum - Forder	0.00	0.00	0.72	0.77
110-1111-6343-4090-00331-1	TRAVEL Curriculum - Hagemann	0.00	0.00	0.00	14.52
110-2212-6343-4090-00331-1	TRAVEL Curriculum - Hagemann	0.00	0.00	0.74	0.87
110-1111-6343-5000-00331-1	TRAVEL Curriculum - Oakville Elem	0.00	0.00	0.00	15.44
110-2212-6343-5000-00331-1	TRAVEL Curriculum - Oakville Elem	0.00	0.00	0.73	0.92

All Expenditure Accounts FY23

Account Code	Account Description	Budget Requested	1St Prior Year Actual	2Nd Prior Year Actual	3Rd Prior Year Actual
110-1111-6343-5020-00331-1	TRAVEL Curriculum - Point	0.00	0.00	0.00	16.06
110-2212-6343-5020-00331-1	TRAVEL Curriculum - Point	0.00	0.00	0.80	0.96
110-1111-6343-5040-00331-1	TRAVEL Curriculum - Rogers	0.00	0.00	0.00	16.10
110-2212-6343-5040-00331-1	TRAVEL Curriculum - Rogers	0.00	0.00	0.86	0.96
110-1111-6343-5060-00331-1	TRAVEL Curriculum - Trautwein	0.00	0.00	0.00	14.88
110-2212-6343-5060-00331-1	TRAVEL Curriculum - Trautwein	0.00	0.00	0.76	0.89
110-1111-6343-5080-00331-1	TRAVEL Curriculum - MOSAIC	0.00	0.00	0.00	9.48
110-2212-6343-5080-00331-1	TRAVEL Curriculum - Mosaic	0.00	0.00	0.48	0.57
110-1111-6343-5100-00331-1	TRAVEL Curriculum - Wohlwend	0.00	0.00	0.00	16.10
110-2212-6343-5100-00331-1	TRAVEL Curriculum - Wohlwend	0.00	0.00	0.83	0.96
110-1151-6343-8000-00331-1	TRAVEL Curriculum	3,000.00	545.00	0.00	0.00
110-2212-6343-8000-00331-1	Travel	400.00	207.84	0.00	0.00
110-1111-6343-4020-00332-1	TRAVEL Curriculum ELA - Beasley	0.00	25.83	31.80	74.93
110-2212-6343-4020-00332-1	TRAVEL Curriculum ELA - Beasley	0.00	0.00	0.00	14.34
110-1111-6343-4060-00332-1	TRAVEL Curriculum ELA - Bierbaum	0.00	71.44	51.40	129.96
110-2212-6343-4060-00332-1	TRAVEL Curriculum ELA - Bierbaum	0.00	0.00	0.00	24.87
110-1111-6343-4070-00332-1	TRAVEL Curriculum ELA - Blades	0.00	0.00	42.80	106.65
110-2212-6343-4070-00332-1	TRAVEL Curriculum ELA - Blades	0.00	0.00	0.00	20.41
110-1111-6343-4080-00332-1	TRAVEL Curriculum ELA - Forder	0.00	99.36	37.85	84.51
110-2212-6343-4080-00332-1	TRAVEL Curriculum ELA - Forder	0.00	0.00	0.00	16.17
110-1111-6343-4090-00332-1	TRAVEL Curriculum ELA - Hagemann	0.00	68.51	39.04	94.41
110-2212-6343-4090-00332-1	TRAVEL Curriculum ELA - Hagemann	0.00	0.00	0.00	18.07
110-1111-6343-5000-00332-1	TRAVEL Curriculum ELA - Oakville Elem	0.00	46.92	38.51	100.58
110-2212-6343-5000-00332-1	TRAVEL Curriculum ELA - Oakville Elem	0.00	0.00	0.00	19.25
110-1111-6343-5020-00332-1	TRAVEL Curriculum ELA - Point	0.00	45.22	42.45	104.73
110-2212-6343-5020-00332-1	TRAVEL Curriculum ELA - Point	0.00	0.00	0.00	20.04
110-1111-6343-5040-00332-1	TRAVEL Curriculum ELA - Rogers	0.00	537.46	45.30	104.94
110-2212-6343-5040-00332-1	TRAVEL Curriculum ELA - Rogers	0.00	0.00	0.00	20.08
110-1111-6343-5060-00332-1	TRAVEL Curriculum ELA - Trautwein	0.00	31.92	39.95	96.85
110-2212-6343-5060-00332-1	TRAVEL Curriculum ELA - Trautwein	0.00	0.00	0.00	18.54
110-1111-6343-5080-00332-1	TRAVEL Curriculum ELA - MOSAIC	0.00	64.60	25.70	61.84
110-2212-6343-5080-00332-1	TRAVEL Curriculum ELA - MOSAIC	0.00	0.00	0.00	11.83
110-1111-6343-5100-00332-1	TRAVEL Curriculum ELA - Wohlwend	0.00	12.91	43.77	104.94
110-2212-6343-5100-00332-1	TRAVEL Curriculum ELA - Wohlwend	0.00	0.00	0.00	20.08
110-1111-6343-8400-00332-1	TRAVEL Curriculum ELA	2,400.00	307.72	0.00	0.00
110-2212-6343-8400-00332-1	Travel	400.00	184.04	0.00	0.00
110-2212-6343-1050-00333-1	Travel Curriculum Social Studies - MHS	0.00	0.00	3.73	60.17
110-2212-6343-1075-00333-1	Travel Curriculum Social Studies - OHS	0.00	0.00	4.47	69.53
110-2212-6343-3000-00333-1	Travel Curriculum Social Studies - Buerkle	0.00	0.00	1.76	27.13
110-2212-6343-3020-00333-1	Travel Curriculum Social Studies - OMS	0.00	0.00	1.90	29.36
110-2212-6343-3040-00333-1	Travel Curriculum Social Studies - WMS	0.00	0.00	1.25	19.32
110-2212-6343-3060-00333-1	Travel Curriculum Social Studies - Bernard	0.00	0.00	1.90	28.98
110-2212-6343-8400-00333-1	Travel Curriculum Social Studies	400.00	0.00	0.00	0.00

All Expenditure Accounts FY23

Account Code	Account Description	Budget Requested	1St Prior Year Actual	2Nd Prior Year Actual	3Rd Prior Year Actual
110-1151-6343-1050-00334-1	TRAVEL Fine Arts - MHS	0.00	128.48	0.00	0.00
110-2212-6343-1050-00334-1	TRAVEL Fine Arts - MHS	0.00	0.00	0.00	5.90
110-2212-6343-1075-00334-1	TRAVEL Fine Arts - OHS	0.00	0.00	0.00	6.81
110-1131-6343-3000-00334-1	TRAVEL Fine Arts - Buerkle	0.00	48.45	0.00	0.00
110-2212-6343-3000-00334-1	TRAVEL Fine Arts - Buerkle	0.00	0.00	0.00	2.66
110-2212-6343-3020-00334-1	TRAVEL Fine Arts - OMS	0.00	0.00	0.00	2.88
110-2212-6343-3040-00334-1	TRAVEL Fine Arts - WMS	0.00	0.00	0.00	1.89
110-2212-6343-3060-00334-1	TRAVEL Fine Arts - Bernard	0.00	0.00	0.00	2.84
110-1111-6343-4020-00334-1	TRAVEL Fine Arts - Beasley	0.00	31.98	0.00	0.00
110-2212-6343-4020-00334-1	TRAVEL Fine Arts - Beasley	0.00	0.00	0.00	1.29
110-1111-6343-4060-00334-1	TRAVEL Fine Arts - Bierbaum	0.00	61.44	136.48	104.04
110-2212-6343-4060-00334-1	TRAVEL Fine Arts - Bierbaum	0.00	0.00	0.00	2.25
110-2212-6343-4070-00334-1	TRAVEL Fine Arts - Blades	0.00	0.00	0.00	1.84
110-1111-6343-4080-00334-1	TRAVEL Fine Arts - Forder	0.00	38.82	0.00	111.00
110-2212-6343-4080-00334-1	TRAVEL Fine Arts - Forder	0.00	0.00	0.00	1.46
110-1111-6343-4090-00334-1	TRAVEL Fine Arts - Hagemann	0.00	77.89	79.60	73.21
110-2212-6343-4090-00334-1	TRAVEL Fine Arts - Hagemann	0.00	0.00	0.00	1.63
110-1111-6343-5000-00334-1	TRAVEL Fine Arts - Oakville Elem	0.00	37.10	0.00	5.92
110-2212-6343-5000-00334-1	TRAVEL Fine Arts - Oakville Elem	0.00	0.00	0.00	1.74
110-1111-6343-5020-00334-1	TRAVEL Fine Arts - Point	0.00	53.27	0.00	0.00
110-2212-6343-5020-00334-1	TRAVEL Fine Arts - Point	0.00	0.00	0.00	1.81
110-1111-6343-5040-00334-1	TRAVEL Fine Arts - Rogers	0.00	27.34	0.00	48.10
110-2212-6343-5040-00334-1	TRAVEL Fine Arts - Rogers	0.00	0.00	0.00	1.81
110-1111-6343-5060-00334-1	TRAVEL Fine Arts - Trautwein	0.00	34.82	67.53	42.75
110-2212-6343-5060-00334-1	TRAVEL Fine Arts - Trautwein	0.00	0.00	0.00	1.68
110-1111-6343-5080-00334-1	TRAVEL Fine Arts - MOSAIC	0.00	87.40	0.00	0.00
110-2212-6343-5080-00334-1	TRAVEL Fine Arts - MOSAIC	0.00	0.00	0.00	1.07
110-1111-6343-5100-00334-1	TRAVEL Fine Arts - Wohlwend	0.00	26.98	0.00	50.40
110-2212-6343-5100-00334-1	TRAVEL Fine Arts - Wohlwend	0.00	0.00	0.00	1.81
110-1111-6343-8000-00334-1	TRAVEL Fine Arts ELEM	900.00	0.00	0.00	0.00
110-1151-6343-8000-00334-1	TRAVEL Fine Arts - SECONDARY	500.00	0.00	0.00	0.00
110-2212-6343-8000-00334-1	TRAVEL - Fine Arts	200.00	80.46	0.00	0.00
110-2214-6343-1050-00335-3	TRAVEL Prof Dev - MHS	0.00	0.00	34,835.85	80,851.96
110-2214-6343-1075-00335-3	TRAVEL Prof Dev - OHS	0.00	0.00	41,728.64	93,382.31
110-2214-6343-3000-00335-3	TRAVEL Prof Dev - Buerkle	0.00	0.00	16,413.76	36,457.09
110-2214-6343-3020-00335-3	TRAVEL Prof Dev - OMS	0.00	0.00	17,777.44	39,405.42
110-2214-6343-3040-00335-3	TRAVEL Prof Dev - WMS	0.00	0.00	11,727.66	25,967.88
110-2214-6343-3060-00335-3	TRAVEL Prof Dev - Bernard	0.00	0.00	17,752.65	38,895.12
110-2214-6343-4020-00335-3	TRAVEL Prof Dev - Beasley	0.00	0.00	7,810.17	17,746.61
110-2214-6343-4060-00335-3	TRAVEL Prof Dev - Bierbaum	0.00	0.00	12,620.25	30,787.25
110-2214-6343-4070-00335-3	TRAVEL Prof Dev - Blades	0.00	0.00	10,512.74	25,230.80
110-2214-6343-4080-00335-3	TRAVEL Prof Dev - Forder	0.00	0.00	9,297.82	20,014.55
110-2214-6343-4090-00335-3	TRAVEL Prof Dev - Hagemann	0.00	0.00	9,570.56	22,395.88

*All Expenditure Accounts FY23*

Account Code	Account Description	Budget Requested	1St Prior Year Actual	2Nd Prior Year Actual	3Rd Prior Year Actual
110-2214-6343-5000-00335-3	TRAVEL Prof Dev - Oakville Elem	0.00	0.00	9,446.59	23,813.35
110-2214-6343-5020-00335-3	TRAVEL Prof Dev - Point	0.00	0.00	10,438.36	24,777.21
110-2214-6343-5040-00335-3	TRAVEL Prof Dev - Rogers	0.00	0.00	11,132.60	24,833.91
110-2214-6343-5060-00335-3	TRAVEL Prof Dev - Trautwein	0.00	0.00	9,818.50	22,962.86
110-2214-6343-5080-00335-3	TRAVEL Prof Dev - MOSAIC	0.00	0.00	6,297.73	14,628.19
110-2214-6343-5100-00335-3	TRAVEL Prof Dev - Wohlwend	0.00	0.00	10,760.68	24,833.91
110-2214-6343-8000-00335-3	Travel	474,500.00	127,948.94	0.00	0.00
110-2222-6343-1050-00336-1	TRAVEL LR - MHS	0.00	0.00	16.78	48.60
110-2225-6343-1050-00336-1	TRAVEL	0.00	0.00	1.74	52.01
110-2222-6343-1075-00336-1	TRAVEL LR - OHS	0.00	0.00	20.10	56.13
110-2225-6343-1075-00336-1	TRAVEL	0.00	0.00	2.01	60.07
110-2222-6343-3000-00336-1	TRAVEL LR - Buerkle	0.00	0.00	7.90	21.91
110-2225-6343-3000-00336-1	TRAVEL	0.00	0.00	0.79	23.45
110-2222-6343-3020-00336-1	TRAVEL LR - OMS	0.00	0.00	8.56	23.69
110-2225-6343-3020-00336-1	TRAVEL	0.00	0.00	0.85	25.35
110-2222-6343-3040-00336-1	TRAVEL LR - WMS	0.00	0.00	5.65	15.61
110-2225-6343-3040-00336-1	TRAVEL	0.00	0.00	0.56	16.71
110-2222-6343-3060-00336-1	TRAVEL LR - Bernard	0.00	0.00	8.55	23.38
110-2225-6343-3060-00336-1	TRAVEL	0.00	0.00	0.84	25.02
110-2222-6343-4020-00336-1	TRAVEL LR - Beasley	0.00	0.00	3.76	10.67
110-2225-6343-4020-00336-1	TRAVEL	0.00	0.00	0.38	11.42
110-2222-6343-4060-00336-1	TRAVEL LR - Bierbaum	0.00	0.00	6.08	18.51
110-2225-6343-4060-00336-1	TRAVEL	0.00	0.00	0.66	19.81
110-2222-6343-4070-00336-1	TRAVEL LR - Blades	0.00	0.00	5.06	15.17
110-2225-6343-4070-00336-1	TRAVEL	0.00	0.00	0.54	16.23
110-2222-6343-4080-00336-1	TRAVEL LR - Forder	0.00	0.00	4.48	12.03
110-2225-6343-4080-00336-1	TRAVEL	0.00	0.00	0.43	12.88
110-2222-6343-4090-00336-1	TRAVEL LR - Hagemann	0.00	0.00	4.61	13.46
110-2225-6343-4090-00336-1	TRAVEL	0.00	0.00	0.48	14.41
110-2222-6343-5000-00336-1	TRAVEL LR - Oakville Elem	0.00	0.00	4.55	14.31
110-2225-6343-5000-00336-1	TRAVEL	0.00	0.00	0.51	15.32
110-2222-6343-5020-00336-1	TRAVEL LR - Point	0.00	0.00	5.03	14.89
110-2225-6343-5020-00336-1	TRAVEL	0.00	0.00	0.53	15.94
110-2222-6343-5040-00336-1	TRAVEL LR - Rogers	0.00	0.00	5.36	14.93
110-2225-6343-5040-00336-1	TRAVEL	0.00	0.00	0.54	15.98
110-2222-6343-5060-00336-1	TRAVEL LR - Trautwein	0.00	0.00	4.73	13.80
110-2225-6343-5060-00336-1	TRAVEL	0.00	0.00	0.50	14.77
110-2222-6343-5080-00336-1	TRAVEL LR - MOSAIC	0.00	0.00	3.03	8.79
110-2225-6343-5080-00336-1	TRAVEL	0.00	0.00	0.32	9.41
110-2222-6343-5100-00336-1	TRAVEL LR - Wohlwend	0.00	0.00	5.18	14.93
110-2225-6343-5100-00336-1	TRAVEL	0.00	0.00	0.53	15.98
110-2222-6343-8400-00336-1	Travel	600.00	364.15	0.00	0.00
110-2225-6343-8400-00336-1	TRAVEL	200.00	12.01	0.00	0.00

All Expenditure Accounts FY23

Account Code	Account Description	Budget Requested	1St Prior Year Actual	2Nd Prior Year Actual	3Rd Prior Year Actual
110-1391-6343-1050-00337-1	TRAVEL	0.00	0.00	6.23	421.57
110-2219-6343-1050-00337-1	TRAVEL	0.00	0.00	0.00	194.33
110-1391-6343-1075-00337-1	TRAVEL	0.00	0.00	7.47	487.18
110-2219-6343-1075-00337-1	TRAVEL	0.00	0.00	0.00	224.57
110-1391-6343-3000-00337-1	TRAVEL	0.00	0.00	2.93	0.00
110-1391-6343-3020-00337-1	TRAVEL	0.00	0.00	3.18	0.00
110-1391-6343-3040-00337-1	TRAVEL	0.00	0.00	2.10	0.00
110-1391-6343-3060-00337-1	TRAVEL	0.00	0.00	3.17	0.00
110-1391-6343-8400-00337-1	TRAVEL	5,000.00	630.00	0.00	0.00
110-2219-6343-8400-00337-1	TRAVEL	600.00	188.09	0.00	0.00
110-2212-6343-1050-00338-1	Travel Curriculum Science - MHS	0.00	0.00	0.00	37.78
110-2212-6343-1075-00338-1	Travel Curriculum Science - OHS	0.00	0.00	0.00	43.63
110-2212-6343-3000-00338-1	Travel Curriculum Science - Buerkle	0.00	0.00	0.00	17.03
110-2212-6343-3020-00338-1	Travel Curriculum Science - OMS	0.00	0.00	0.00	18.41
110-2212-6343-3040-00338-1	Travel Curriculum Science - WMS	0.00	0.00	0.00	12.13
110-2212-6343-3060-00338-1	Travel Curriculum Science - Bernard	0.00	0.00	0.00	18.17
110-2212-6343-4020-00338-1	Travel Curriculum Science - Beasley	0.00	0.00	0.00	8.29
110-2212-6343-4060-00338-1	Travel Curriculum Science - Bierbaum	0.00	0.00	0.00	14.39
110-2212-6343-4070-00338-1	Travel Curriculum Science - Blades	0.00	0.00	0.00	11.79
110-2212-6343-4080-00338-1	Travel Curriculum Science - Forder	0.00	0.00	0.00	9.35
110-2212-6343-4090-00338-1	Travel Curriculum Science - Hagemann	0.00	0.00	0.00	10.46
110-2212-6343-5000-00338-1	Travel Curriculum Science - Oakville Elem	0.00	0.00	0.00	11.13
110-2212-6343-5020-00338-1	Travel Curriculum Science - Point	0.00	0.00	0.00	11.58
110-2212-6343-5040-00338-1	Travel Curriculum Science - Rogers	0.00	0.00	0.00	11.60
110-2212-6343-5060-00338-1	Travel Curriculum Science - Trautwein	0.00	0.00	0.00	10.73
110-2212-6343-5080-00338-1	Travel Curriculum Science - MOSAIC	0.00	0.00	0.00	6.83
110-2212-6343-5100-00338-1	Travel Curriculum Science - Wohlwend	0.00	0.00	0.00	11.60
110-2212-6343-8400-00338-1	Travel Curriculum Science	400.00	191.22	0.00	0.00
110-2212-6343-8400-00339-1	Travel Curriculum Math	400.00	222.22	0.00	0.00
110-2134-6343-1050-00518-1	TRAVEL Nurse Srvc - MHS	0.00	0.00	19.45	383.31
110-2134-6343-1075-00518-1	TRAVEL Nurse Srvc - OHS	0.00	0.00	23.30	45.45
110-2134-6343-3000-00518-1	TRAVEL Nurse Srvc - Buerkle	0.00	0.00	9.15	51.03
110-2134-6343-3020-00518-1	TRAVEL Nurse Srvc - OMS	0.00	0.00	9.91	84.18
110-2134-6343-3040-00518-1	TRAVEL Nurse Srvc - WMS	0.00	0.00	6.53	12.62
110-2134-6343-3060-00518-1	TRAVEL Nurse Srvc - Bernard	0.00	0.00	9.90	18.93
110-2134-6343-4020-00518-1	TRAVEL Nurse Srvc - Beasley	0.00	0.00	4.35	8.65
110-2134-6343-4060-00518-1	TRAVEL Nurse Srvc - Bierbaum	0.00	0.00	7.05	14.99
110-2134-6343-4070-00518-1	TRAVEL Nurse Srvc - Blades	0.00	0.00	5.87	12.28
110-2134-6343-4080-00518-1	TRAVEL Nurse Srvc - Forder	0.00	0.00	5.18	9.73
110-2134-6343-4090-00518-1	TRAVEL Nurse Srvc - Hagemann	0.00	0.00	5.34	10.88
110-2134-6343-5000-00518-1	TRAVEL Nurse Srvc - Oakville Elem	0.00	0.00	5.27	11.59
110-2134-6343-5020-00518-1	TRAVEL Nurse Srvc - Point	0.00	0.00	302.30	12.05
110-2134-6343-5040-00518-1	TRAVEL Nurse Srvc - Rogers	0.00	0.00	6.21	12.08



*All Expenditure Accounts FY23*

Account Code	Account Description	Budget Requested	1St Prior Year Actual	2Nd Prior Year Actual	3Rd Prior Year Actual
110-2134-6343-5060-00518-1	TRAVEL Nurse Srvc - Trautwein	0.00	0.00	5.47	11.16
110-2134-6343-5080-00518-1	TRAVEL Nurse Srvc - MOSAIC	0.00	0.00	3.52	7.14
110-2134-6343-5100-00518-1	TRAVEL Nurse Srvc - Wohlwend	0.00	0.00	23.49	12.08
110-2134-6343-7500-00518-1	Travel	2,500.00	1,561.82	0.00	0.00
110-2311-6343-8000-00521-1	Travel	6,000.00	4,801.54	2,729.00	7,090.96
110-2321-6343-8000-00522-1	Travel	5,500.00	32.22	4,349.17	3,043.14
110-2641-6343-8000-00523-1	Travel	5,500.00	166.50	1,015.00	3,084.47
110-2521-6343-8000-00524-1	Travel	2,000.00	22.80	0.00	489.63
110-2321-6343-8000-00526-1	Travel	1,750.00	356.67	8.28	438.53
110-2621-6343-8000-00527-1	Travel	0.00	0.00	107.84	386.60
110-2331-6343-8100-00530-1	Travel	2,500.00	595.32	731.36	4,014.51
110-2631-6343-8000-00533-1	Travel	3,500.00	1,261.40	916.13	2,082.15
110-3211-6343-8100-00534-1	TRAVEL	250.00	0.00	0.00	0.00
110-2552-6343-8200-00541-3	Travel	500.00	0.00	353.56	451.63
110-2554-6343-8200-00543-3	Travel - SSD	0.00	0.00	0.00	172.58
110-2542-6343-8400-00550-1	Travel	300.00	0.00	357.22	0.00
110-2542-6343-8400-00560-1	Travel	400.00	419.90	614.54	643.76
110-2213-6343-3000-00619-1	Travel ITEF Grant - Buerkle	0.00	0.00	0.00	279.65
110-1151-6343-1075-00750-1	Travel	3,500.00	1,249.50	2,073.72	2,983.59
110-1281-6343-7500-12810-3	Travel	15,000.00	1,338.85	4,735.24	11,613.24
110-2559-6343-8200-12810-3	Travel - EC	0.00	0.00	0.00	37.84
110-3511-6343-7500-32400-3	Travel	10,500.00	6,564.80	2,927.06	2,436.96
110-2213-6343-1075-33200-3	TRAVEL	0.00	0.00	0.00	1,002.98
110-2213-6343-3000-33200-3	TRAVEL CTE - Buerkle	0.00	0.00	0.00	1,200.00
110-2213-6343-8400-33200-3	TRAVEL	2,000.00	0.00	0.00	0.00
110-1371-6343-1050-42701-4	TRAVEL Perkins Tech & Engineering - MHS	0.00	1,617.26	3,679.00	0.00
110-2213-6343-1050-42701-4	TRAVEL Perkins PD - MHS	0.00	0.00	57.50	4,411.65
110-1371-6343-1075-42701-4	TRAVEL Perkins Tech & Engineering - OHS	0.00	466.90	6,099.00	0.00
110-2213-6343-1075-42701-4	TRAVEL Perkins PD- OHS	0.00	0.00	57.50	11,874.60
110-1331-6343-3000-42701-4	TRAVEL Perkins FACS - Buerkle	0.00	352.15	0.00	0.00
110-1371-6343-3000-42701-4	TRAVEL Perkins Tech & Engineering - Buerkle	0.00	2,400.00	0.00	0.00
110-2213-6343-3000-42701-4	TRAVEL Perkins PD - BUERKLE	0.00	0.00	0.00	2,030.02
110-1371-6343-3020-42701-4	TRAVEL Perkins Tech & Engineering - OMS	0.00	0.00	1,950.00	0.00
110-2213-6343-3020-42701-4	TRAVEL Perkins PD- OMS	0.00	0.00	0.00	1,532.05
110-1331-6343-3040-42701-4	TRAVEL Perkins FACS - WMS	0.00	318.91	0.00	0.00
110-1371-6343-3040-42701-4	TRAVEL Perkins Tech & Engineering - WMS	0.00	1,200.00	0.00	0.00
110-2213-6343-3040-42701-4	TRAVEL Perkins PD - WMS	0.00	0.00	0.00	3,742.36
110-1331-6343-3060-42701-4	TRAVEL Perkins FACS - Bernard	0.00	275.96	0.00	0.00
110-2213-6343-3060-42701-4	TRAVEL Perkins PD - BERNARD	0.00	0.00	0.00	932.32
110-2213-6343-8400-42701-4	Travel Perkins PD	30,000.00	724.44	0.00	0.00
110-2213-6343-4020-45100-4	TRAVEL - Beasley	0.00	2,727.17	-1,600.00	3,192.00
110-2213-6343-4060-45100-4	TRAVEL - Bierbaum	0.00	17,227.93	0.00	10,600.90
110-2213-6343-4080-45100-4	TRAVEL - Forder	0.00	2,065.70	0.00	3,506.95

All Expenditure Accounts FY23

Account Code	Account Description	Budget Requested	1St Prior Year Actual	2Nd Prior Year Actual	3Rd Prior Year Actual
110-3711-6343-8000-46100-4	TRAVEL Title IV.A - Non Public	0.00	0.00	0.00	2,388.00
110-2213-6343-1050-46200-4	TRAVEL Title III LEP - MHS	0.00	26.47	35.24	3,066.81
110-2213-6343-1075-46200-4	TRAVEL Title III LEP - OHS	0.00	26.48	35.24	770.69
110-2213-6343-3000-46200-4	TRAVEL Title III LEP - Buerkle	0.00	26.47	35.24	1,640.91
110-2213-6343-3020-46200-4	TRAVEL Title III LEP - OMS	0.00	26.47	35.24	937.17
110-2213-6343-3040-46200-4	TRAVEL Title III LEP - WMS	0.00	26.47	35.24	894.66
110-2213-6343-3060-46200-4	TRAVEL Title III LEP - Bernard	0.00	26.47	35.24	1,386.16
110-2213-6343-4020-46200-4	TRAVEL Title III LEP - Beasley	0.00	26.47	35.23	728.19
110-2213-6343-4060-46200-4	TRAVEL Title III LEP - Bierbaum	0.00	26.47	35.23	933.19
110-2213-6343-4070-46200-4	TRAVEL Title III LEP - Blades	0.00	26.47	35.23	728.19
110-2213-6343-4080-46200-4	TRAVEL Title III LEP - Forder	0.00	26.47	35.23	1,386.15
110-2213-6343-4090-46200-4	TRAVEL Title III LEP - Hagemann	0.00	26.47	35.23	976.14
110-2213-6343-5000-46200-4	TRAVEL Title III LEP - Oakville Elem	0.00	26.47	35.23	728.18
110-2213-6343-5020-46200-4	TRAVEL Title III LEP - Point	0.00	26.47	35.23	1,279.67
110-2213-6343-5040-46200-4	TRAVEL Title III LEP - Rogers	0.00	26.47	35.24	1,992.19
110-2213-6343-5060-46200-4	TRAVEL Title III LEP - Trautwein	0.00	26.47	35.24	933.20
110-2213-6343-5080-46200-4	TRAVEL Title III LEP - MOSAIC	0.00	26.47	35.23	728.18
110-2213-6343-5100-46200-4	TRAVEL Title III LEP - Wohlwend	0.00	26.47	35.24	728.19
110-2213-6343-8000-46200-4	TRAVEL Title III LEP	0.00	4,134.40	0.00	0.00
110-2213-6343-1050-46500-4	TRAVEL Title II - MHS	0.00	305.90	0.00	0.00
110-2213-6343-1075-46500-4	TRAVEL Title II - OHS	0.00	305.90	0.00	0.00
110-2213-6343-3000-46500-4	TRAVEL Title II - Buerkle	0.00	305.88	0.00	0.00
110-2213-6343-3020-46500-4	TRAVEL Title II - OMS	0.00	704.88	0.00	0.00
110-2213-6343-3040-46500-4	TRAVEL Title II - WMS	0.00	305.88	0.00	0.00
110-2213-6343-3060-46500-4	TRAVEL Title II - Bernard	0.00	704.88	0.00	0.00
110-2213-6343-4020-46500-4	TRAVEL Title II - Beasley	0.00	450.97	0.00	0.00
110-2213-6343-4060-46500-4	TRAVEL Title II - Bierbaum	0.00	450.97	0.00	0.00
110-2213-6343-4070-46500-4	TRAVEL Title II - Blades	0.00	450.97	0.00	0.00
110-2213-6343-4080-46500-4	TRAVEL Title II - Forder	0.00	450.97	0.00	0.00
110-2213-6343-4090-46500-4	TRAVEL Title II - Hagemann	0.00	450.97	0.00	0.00
110-2213-6343-5000-46500-4	TRAVEL Title II - Oakville Elem	0.00	450.97	0.00	0.00
110-2213-6343-5020-46500-4	TRAVEL Title II - Point	0.00	450.97	0.00	0.00
110-2213-6343-5040-46500-4	TRAVEL Title II - Rogers	0.00	450.97	0.00	0.00
110-2213-6343-5060-46500-4	TRAVEL Title II - Trautwein	0.00	450.97	0.00	0.00
110-2213-6343-5080-46500-4	TRAVEL Title II - MOSAIC	0.00	450.98	0.00	0.00
110-2213-6343-5100-46500-4	TRAVEL Title II - Wohlwend	0.00	450.97	0.00	0.00
110-3711-6343-8000-46500-4	TRAVEL Title II - Non Public	0.00	2,789.00	0.00	0.00
500-2561-6343-8400-00531-1	Travel	2,000.00	649.15	1,526.15	2,192.26
<b>OBJECT 6343 TOTAL</b>	<b>TRAVEL</b>	<b>592,550.00</b>	<b>201,879.52</b>	<b>285,451.02</b>	<b>690,091.03</b>
110-2552-6349-8200-00541-3	OTHER TRANS SRV	1,500.00	943.82	1,416.18	468.23
110-2554-6349-8200-00543-3	CDL License - SSD	100.00	0.00	110.00	104.00
110-2542-6349-8400-00550-1	CDL License	600.00	0.00	42.25	0.00
110-2559-6349-8200-12810-3	CDL License - EC	100.00	52.00	66.50	14.50

All Expenditure Accounts FY23

Account Code	Account Description	Budget Requested	1St Prior Year Actual	2Nd Prior Year Actual	3Rd Prior Year Actual
<b>OBJECT 6349 TOTAL</b>	<b>OTHER TRANS SRV</b>	<b>2,300.00</b>	<b>995.82</b>	<b>1,634.93</b>	<b>586.73</b>
110-2542-6351-8000-00524-1	PROPERTY INSURANCE	463,500.00	26,596.00	20,027.00	17,454.00
110-2552-6351-8200-00541-3	FLEET INSURANCE	35,000.00	34,479.00	36,126.00	36,040.00
110-2554-6351-8200-00543-3	FLEET INSURANCE - SSD	6,500.00	6,268.00	160.00	6,552.00
110-2542-6351-1050-00800-1	PROPERTY INSURANCE	0.00	77,973.00	76,854.00	72,450.00
110-2542-6351-1075-00800-1	PROPERTY INSURANCE	0.00	58,685.00	57,409.00	51,925.00
110-2542-6351-3000-00800-1	PROPERTY INSURANCE	0.00	20,542.00	20,287.00	17,965.00
110-2542-6351-3020-00800-1	PROPERTY INSURANCE	0.00	22,747.00	22,433.00	21,077.00
110-2542-6351-3040-00800-1	PROPERTY INSURANCE	0.00	24,391.00	24,033.00	22,614.00
110-2542-6351-3060-00800-1	PROPERTY INSURANCE	0.00	29,191.00	28,789.00	28,129.00
110-2542-6351-4020-00800-1	PROPERTY INSURANCE	0.00	13,297.73	13,105.67	12,646.00
110-2542-6351-4060-00800-1	PROPERTY INSURANCE	0.00	17,199.07	16,942.99	16,704.00
110-2542-6351-4070-00800-1	PROPERTY INSURANCE	0.00	16,779.00	16,541.00	15,877.00
110-2542-6351-4080-00800-1	PROPERTY INSURANCE	0.00	14,052.39	13,880.70	13,158.00
110-2542-6351-4090-00800-1	PROPERTY INSURANCE	0.00	16,024.40	15,799.36	15,640.00
110-2542-6351-5000-00800-1	PROPERTY INSURANCE	0.00	12,844.00	12,669.00	12,213.00
110-2542-6351-5020-00800-1	PROPERTY INSURANCE	0.00	13,633.35	13,431.59	13,237.00
110-2542-6351-5040-00800-1	PROPERTY INSURANCE	0.00	20,499.00	20,203.00	19,501.00
110-2542-6351-5060-00800-1	PROPERTY INSURANCE	0.00	15,353.16	15,105.81	14,734.00
110-2542-6351-5080-00800-1	PROPERTY INSURANCE	0.00	7,611.00	7,492.00	6,579.00
110-2542-6351-5100-00800-1	PROPERTY INSURANCE	0.00	18,120.00	17,888.00	17,216.00
110-1281-6351-4020-12810-3	PROPERTY INSURANCE	0.00	411.27	405.33	0.00
110-1281-6351-4060-12810-3	PROPERTY INSURANCE	0.00	531.93	524.01	0.00
110-1281-6351-4080-12810-3	PROPERTY INSURANCE	0.00	434.61	429.30	0.00
110-1281-6351-4090-12810-3	PROPERTY INSURANCE	0.00	495.60	488.64	0.00
110-1281-6351-5020-12810-3	PROPERTY INSURANCE	0.00	421.65	415.41	0.00
110-1281-6351-5060-12810-3	PROPERTY INSURANCE	0.00	474.84	467.19	0.00
110-1281-6351-7500-12810-3	PROPERTY INSURANCE	4,500.00	4,152.00	4,083.00	3,782.00
110-2559-6351-8200-12810-3	FLEET INSURANCE - EC	5,500.00	5,373.00	12,036.00	5,616.00
<b>OBJECT 6351 TOTAL</b>	<b>PROPERTY INSURANCE</b>	<b>515,000.00</b>	<b>478,580.00</b>	<b>468,026.00</b>	<b>441,109.00</b>
110-2529-6352-1050-00318-1	LIABILITY INSURANCE	4,050.00	1,671.00	1,799.50	2,269.50
110-2529-6352-1075-00318-1	LIABILITY INSURANCE	0.00	1,671.00	1,799.50	2,269.50
110-2311-6352-8000-00524-1	LIABILITY INSURANCE	498,600.00	69,164.00	67,342.00	63,035.00
110-2529-6352-1050-00800-1	LIABILITY INSURANCE	0.00	50,930.00	52,386.00	49,366.00
110-2529-6352-1075-00800-1	LIABILITY INSURANCE	0.00	60,121.00	64,343.00	57,465.00
110-2529-6352-3000-00800-1	LIABILITY INSURANCE	0.00	19,544.00	25,752.00	23,294.00
110-2529-6352-3020-00800-1	LIABILITY INSURANCE	0.00	23,758.00	27,913.00	25,206.00
110-2529-6352-3040-00800-1	LIABILITY INSURANCE	0.00	17,945.00	18,395.00	16,579.00
110-2529-6352-3060-00800-1	LIABILITY INSURANCE	0.00	22,958.00	27,872.00	24,870.00
110-2529-6352-4020-00800-1	LIABILITY INSURANCE	0.00	10,026.00	12,237.00	11,365.00
110-2529-6352-4060-00800-1	LIABILITY INSURANCE	0.00	18,454.00	19,835.00	19,693.00
110-2529-6352-4070-00800-1	LIABILITY INSURANCE	0.00	19,544.00	16,516.00	16,129.00
110-2529-6352-4080-00800-1	LIABILITY INSURANCE	0.00	12,714.00	14,597.00	12,791.00

All Expenditure Accounts FY23

Account Code	Account Description	Budget Requested	1St Prior Year Actual	2Nd Prior Year Actual	3Rd Prior Year Actual
110-2529-6352-4090-00800-1	LIABILITY INSURANCE	0.00	13,513.00	15,035.00	14,291.00
110-2529-6352-5000-00800-1	LIABILITY INSURANCE	0.00	13,441.00	14,836.00	15,229.00
110-2529-6352-5020-00800-1	LIABILITY INSURANCE	0.00	13,804.00	16,395.00	15,829.00
110-2529-6352-5040-00800-1	LIABILITY INSURANCE	0.00	14,894.00	17,475.00	15,867.00
110-2529-6352-5060-00800-1	LIABILITY INSURANCE	0.00	13,078.00	15,396.00	14,666.00
110-2529-6352-5080-00800-1	LIABILITY INSURANCE	0.00	8,500.00	9,917.00	9,377.00
110-2529-6352-5100-00800-1	LIABILITY INSURANCE	0.00	15,620.00	16,915.00	15,870.00
110-1281-6352-7500-12810-3	LIABILITY INSURANCE	13,350.00	11,080.00	10,477.00	12,678.00
<b>OBJECT 6352 TOTAL</b>	<b>LIABILITY INSURANCE</b>	<b>516,000.00</b>	<b>432,430.00</b>	<b>467,233.00</b>	<b>438,139.00</b>
110-2311-6353-8000-00524-1	FIDELITY BOND PREMIUM	250.00	100.00	189.40	356.50
<b>OBJECT 6353 TOTAL</b>	<b>FIDELITY BOND PREMIUM</b>	<b>250.00</b>	<b>100.00</b>	<b>189.40</b>	<b>356.50</b>
110-2411-6361-1050-00000-1	Communication	5,000.00	2,092.31	2,214.40	4,600.94
110-2411-6361-1075-00000-1	Communication	4,000.00	195.84	3,100.27	3,081.36
110-2411-6361-3000-00000-1	Communication	2,000.00	609.39	608.19	2,980.85
110-2411-6361-3020-00000-1	Communication	500.00	267.51	401.30	575.68
110-2411-6361-3040-00000-1	Communication	500.00	112.63	495.42	1,050.17
110-2411-6361-3060-00000-1	Communication	2,000.00	425.40	2,505.32	2,658.71
110-2411-6361-4020-00000-1	Communication	300.00	168.11	639.03	531.81
110-2411-6361-4060-00000-1	Communication	2,000.00	483.65	1,535.42	401.99
110-2411-6361-4070-00000-1	Communication	1,000.00	232.00	6.50	308.91
110-2411-6361-4080-00000-1	Communication	350.00	332.60	301.80	315.13
110-2411-6361-4090-00000-1	Communication	400.00	77.83	251.30	242.18
110-2411-6361-5000-00000-1	Communication	50.00	36.11	5.50	239.00
110-2411-6361-5020-00000-1	Communication	300.00	70.82	80.32	491.10
110-2411-6361-5040-00000-1	Communication	450.00	239.35	244.56	371.17
110-2411-6361-5060-00000-1	Communication	700.00	116.96	247.80	434.92
110-2411-6361-5080-00000-1	COMMUNICATION - MOSAIC	50.00	27.81	47.06	13.91
110-2411-6361-5100-00000-1	Communication	0.00	80.85	112.57	636.16
110-2121-6361-1050-00310-1	COMMUNICATION Student Srvc - MHS	0.00	0.00	94.85	19.23
110-2121-6361-1075-00310-1	COMMUNICATION Student Srvc - OHS	0.00	0.00	113.62	22.21
110-2121-6361-3000-00310-1	COMMUNICATION Student Srvc - Buerkle	0.00	0.00	44.69	8.67
110-2121-6361-3020-00310-1	COMMUNICATION Student Srvc- OMS	0.00	0.00	48.41	9.37
110-2121-6361-3040-00310-1	COMMUNICATION Student Srvc - WMS	0.00	0.00	31.93	6.18
110-2121-6361-3060-00310-1	COMMUNICATION Student Srvc - Bernard	0.00	0.00	48.34	9.25
110-2121-6361-4020-00310-1	COMMUNICATION Student Srvc - Beasley	0.00	0.00	21.27	4.22
110-2121-6361-4060-00310-1	COMMUNICATION Student Srvc - Bierbaum	0.00	0.00	34.36	7.32
110-2121-6361-4070-00310-1	COMMUNICATION Student Srvc - Blades	0.00	0.00	28.62	6.00
110-2121-6361-4080-00310-1	COMMUNICATION Student Srvc - Forder	0.00	0.00	25.32	4.76
110-2121-6361-4090-00310-1	COMMUNICATION Student Srvc - Hagemann	0.00	0.00	26.06	5.33
110-2121-6361-5000-00310-1	COMMUNICATION Student Srvc - Oakville Elem	0.00	0.00	25.72	5.66
110-2121-6361-5020-00310-1	COMMUNICATION Student Srvc - Point	0.00	0.00	28.42	5.89
110-2121-6361-5040-00310-1	COMMUNICATION Student Srvc - Rogers	0.00	0.00	30.31	5.91
110-2121-6361-5060-00310-1	COMMUNICATION Student Srvc - Trautwein	0.00	0.00	26.73	5.46

All Expenditure Accounts FY23

Account Code	Account Description	Budget Requested	1St Prior Year Actual	2Nd Prior Year Actual	3Rd Prior Year Actual
110-2121-6361-5080-00310-1	COMMUNICATION Student Srvc - MOSAIC	0.00	0.00	17.15	3.48
110-2121-6361-5100-00310-1	COMMUNICATION Student Srvc - Wohlwend	0.00	0.00	29.30	5.91
110-2121-6361-8000-00310-1	Communication	400.00	190.03	0.00	0.00
110-1211-6361-3040-00316-1	Communication	0.00	0.00	67.50	76.65
110-1193-6361-1050-00318-1	COMMUNICATION	200.00	58.07	167.35	249.97
110-1193-6361-1075-00318-1	COMMUNICATION	0.00	18.78	167.32	249.97
110-1195-6361-8400-00330-1	COMMUNICATION Mehl@Home	1,000.00	0.00	0.00	0.00
110-2212-6361-1050-00331-1	COMMUNICATION Curriculum -MHS	0.00	0.00	9.75	48.53
110-2212-6361-1075-00331-1	COMMUNICATION Curriculum -OHS	0.00	0.00	11.67	56.06
110-2212-6361-3000-00331-1	COMMUNICATION Curriculum -Buerkle	0.00	0.00	4.59	21.88
110-2212-6361-3020-00331-1	COMMUNICATION Curriculum -OMS	0.00	0.00	4.97	23.65
110-2212-6361-3040-00331-1	COMMUNICATION Curriculum -WMS	0.00	0.00	3.28	30.60
110-2212-6361-3060-00331-1	COMMUNICATION Curriculum -Bernard	0.00	0.00	4.97	23.35
110-2212-6361-4020-00331-1	COMMUNICATION Curriculum -Beasley	0.00	0.00	2.19	10.65
110-2212-6361-4060-00331-1	COMMUNICATION Curriculum -Bierbaum	0.00	0.00	3.53	18.48
110-2212-6361-4070-00331-1	COMMUNICATION Curriculum -Blades	0.00	0.00	2.94	15.15
110-2212-6361-4080-00331-1	COMMUNICATION Curriculum -Forder	0.00	0.00	2.60	12.01
110-2212-6361-4090-00331-1	COMMUNICATION Curriculum -Hagemann	0.00	0.00	2.68	13.44
110-2212-6361-5000-00331-1	COMMUNICATION Curriculum -Oakville Elem	0.00	0.00	2.64	14.29
110-2212-6361-5020-00331-1	COMMUNICATION Curriculum -Point	0.00	0.00	2.92	14.87
110-2212-6361-5040-00331-1	COMMUNICATION Curriculum -Rogers	0.00	0.00	3.12	14.91
110-2212-6361-5060-00331-1	COMMUNICATION Curriculum -Trautwein	0.00	0.00	2.75	13.78
110-2212-6361-5080-00331-1	COMMUNICATION Curriculum -MOSAIC	0.00	0.00	1.76	8.78
110-2212-6361-5100-00331-1	COMMUNICATION Curriculum -Wohlwend	0.00	0.00	3.01	14.91
110-2212-6361-8000-00331-1	Communication	100.00	30.09	0.00	0.00
110-2542-6361-8000-00524-1	Communication	5,500.00	1,295.76	4,351.54	9,500.07
110-2331-6361-8100-00530-1	Communication	270,000.00	124,100.93	235,905.77	229,380.08
110-2574-6361-8100-00532-1	Communication	3,550.00	1,773.06	3,546.12	3,114.00
110-2631-6361-8000-00533-1	Communication	22,000.00	284.56	19,033.35	20,715.50
110-2552-6361-8200-00541-3	Communication	1,000.00	684.61	957.90	807.76
110-2554-6361-8200-00543-3	Communication - SSD	150.00	67.50	135.00	101.25
110-2542-6361-8000-00550-1	COMMUNICATION - Facilities	3,000.00	0.00	0.00	0.00
110-2542-6361-8400-00550-1	Communication	10,000.00	4,773.63	9,135.51	9,236.65
110-1191-6361-1050-01191-1	Communication - Summer School	0.00	0.00	444.00	347.50
110-1191-6361-4060-01191-1	Communication - Summer School	0.00	0.00	40.80	1.50
110-1191-6361-8000-01191-1	COMMUNICATION Summer School	500.00	0.00	0.00	0.00
110-1281-6361-7500-12810-3	Communication	800.00	536.25	718.11	716.59
110-3511-6361-7500-32400-3	Communication	100.00	9.66	146.20	23.82
110-1151-6361-1050-42800-4	COMMUNICATION IT CARES - MHS	0.00	0.00	705.88	0.00
110-1151-6361-1075-42800-4	COMMUNICATION IT CARES - OHS	0.00	0.00	705.88	0.00
110-1131-6361-3000-42800-4	COMMUNICATION IT CARES - Buerkle	0.00	0.00	705.89	0.00
110-1131-6361-3020-42800-4	COMMUNICATION IT CARES - OMS	0.00	0.00	705.89	0.00
110-1131-6361-3040-42800-4	COMMUNICATION IT CARES - WMS	0.00	0.00	705.89	0.00

All Expenditure Accounts FY23

Account Code	Account Description	Budget Requested	1St Prior Year Actual	2Nd Prior Year Actual	3Rd Prior Year Actual
110-1131-6361-3060-42800-4	COMMUNICATION IT CARES - Bernard	0.00	0.00	705.89	0.00
110-1111-6361-4020-42800-4	COMMUNICATION IT CARES - Beasley	0.00	0.00	705.88	0.00
110-1111-6361-4060-42800-4	COMMUNICATION IT CARES - Bierbaum	0.00	0.00	705.88	0.00
110-1111-6361-4070-42800-4	COMMUNICATION IT CARES - Blades	0.00	0.00	705.88	0.00
110-1111-6361-4080-42800-4	COMMUNICATION IT CARES - Forder	0.00	0.00	705.88	0.00
110-1111-6361-4090-42800-4	COMMUNICATION IT CARES - Hagemann	0.00	0.00	705.88	0.00
110-1111-6361-5000-42800-4	COMMUNICATION IT CARES - Oakville Elem	0.00	0.00	705.88	0.00
110-1111-6361-5020-42800-4	COMMUNICATION IT CARES - Point	0.00	0.00	705.88	0.00
110-1111-6361-5040-42800-4	COMMUNICATION IT CARES - Rogers	0.00	0.00	705.88	0.00
110-1111-6361-5060-42800-4	COMMUNICATION IT CARES - Trautwein	0.00	0.00	705.88	0.00
110-1111-6361-5080-42800-4	COMMUNICATION IT CARES - MOSAIC	0.00	0.00	705.88	0.00
110-1111-6361-5100-42800-4	COMMUNICATION IT CARES - Wohlwend	0.00	0.00	705.88	0.00
500-2561-6361-8400-00531-1	Communication	2,000.00	1,414.01	1,895.48	2,663.15
<b>OBJECT 6361 TOTAL</b>	<b>COMMUNICATION</b>	<b>339,900.00</b>	<b>140,806.11</b>	<b>302,253.18</b>	<b>296,608.64</b>
110-2641-6362-8000-00523-1	ADVERTISING	5,500.00	2,476.00	0.00	1,992.74
110-2311-6362-8000-00524-1	ADVERTISING	2,000.00	1,782.00	2,065.00	2,002.50
110-2631-6362-8000-00533-1	ADVERTISING	300.00	270.00	270.00	1,040.00
110-2542-6362-8400-00560-1	ADVERTISING	3,000.00	0.00	1,539.32	1,142.52
<b>OBJECT 6362 TOTAL</b>	<b>ADVERTISING</b>	<b>10,800.00</b>	<b>4,528.00</b>	<b>3,874.32</b>	<b>6,177.76</b>
110-2574-6363-8100-00532-1	PRINTING & BINDING	188,250.00	78,300.99	113,751.90	199,265.69
110-2631-6363-8000-00533-1	PRINTING & BINDING	23,500.00	10,294.26	20,439.01	19,226.43
<b>OBJECT 6363 TOTAL</b>	<b>PRINTING &amp; BINDING</b>	<b>211,750.00</b>	<b>88,595.25</b>	<b>134,190.91</b>	<b>218,492.12</b>
110-1131-6371-3040-00000-1	DUES & MEMBERSHIPS - WMS	0.00	0.00	0.00	279.00
110-2121-6371-1050-00310-1	DUES & MEMBERSHIPS Student Srvc - MHS	0.00	0.00	34.42	16.40
110-2121-6371-1075-00310-1	DUES & MEMBERSHIPS Student Srvc - OHS	0.00	0.00	41.23	18.94
110-2121-6371-3000-00310-1	DUES & MEMBERSHIPS Student Srvc - Buerkle	0.00	0.00	16.22	7.39
110-2121-6371-3020-00310-1	DUES & MEMBERSHIPS Student Srvc - OMS	0.00	0.00	17.57	7.99
110-2121-6371-3040-00310-1	DUES & MEMBERSHIPS Student Srvc - WMS	0.00	0.00	11.59	5.27
110-2121-6371-3060-00310-1	DUES & MEMBERSHIPS Student Srvc - Bernard	0.00	0.00	17.54	7.89
110-2121-6371-4020-00310-1	DUES & MEMBERSHIPS Studend Srvc - Beasley	0.00	0.00	7.72	3.60
110-2121-6371-4060-00310-1	DUES & MEMBERSHIPS Student Srvc - Bierbaum	0.00	0.00	12.47	6.24
110-2121-6371-4070-00310-1	DUES & MEMBERSHIPS Student Srvc - Blades	0.00	0.00	10.39	5.12
110-2121-6371-4080-00310-1	DUES & MEMBERSHIPS Student Srvc - Forder	0.00	0.00	9.19	4.06
110-2121-6371-4090-00310-1	DUES & MEMBERSHIPS Student Srvc - Hagemann	0.00	0.00	9.46	4.54
110-2121-6371-5000-00310-1	DUES & MEMBERSHIPS Student Srvc - Oakville Elem	0.00	0.00	9.34	4.83
110-2121-6371-5020-00310-1	DUES & MEMBERSHIPS Student Srvc - Point	0.00	0.00	10.31	5.03
110-2121-6371-5040-00310-1	DUES & MEMBERSHIPS Student Srvc - Rogers	0.00	0.00	11.00	5.04
110-2121-6371-5060-00310-1	DUES & MEMBERSHIPS Student Srvc - Trautwein	0.00	0.00	9.70	4.66
110-2121-6371-5080-00310-1	DUES & MEMBERSHIPS Student Srvc - MOSAIC	0.00	0.00	6.22	2.97
110-2121-6371-5100-00310-1	DUES & MEMBERSHIPS Student Srvc - Wohlwend	0.00	0.00	10.63	5.04
110-2121-6371-8000-00310-1	DUES & MEMBERSHIPS Student Srvc	275.00	115.00	0.00	0.00
110-1195-6371-8400-00330-1	Dues & Memberships Mehl@Home	635.00	0.00	0.00	0.00
110-2212-6371-1050-00331-1	DUES & MEMBERSHIPS Curriculum -MHS	0.00	0.00	4,013.94	74.87

All Expenditure Accounts FY23

Account Code	Account Description	Budget Requested	1St Prior Year Actual	2Nd Prior Year Actual	3Rd Prior Year Actual
110-2212-6371-1075-00331-1	DUES & MEMBERSHIPS Curriculum -OHS	0.00	0.00	4,808.16	86.47
110-2212-6371-3000-00331-1	DUES & MEMBERSHIPS Curriculum -Buerkle	0.00	0.00	1,891.27	33.76
110-2212-6371-3020-00331-1	DUES & MEMBERSHIPS Curriculum -OMS	0.00	0.00	2,048.40	36.49
110-2212-6371-3040-00331-1	DUES & MEMBERSHIPS Curriculum -WMS	0.00	0.00	1,351.31	24.05
110-2212-6371-3060-00331-1	DUES & MEMBERSHIPS Curriculum -Bernard	0.00	0.00	2,045.54	36.02
110-2212-6371-4020-00331-1	DUES & MEMBERSHIPS Curriculum - Beasley	0.00	0.00	899.92	16.43
110-2212-6371-4060-00331-1	DUES & MEMBERSHIPS Curriculum - Bierbaum	0.00	0.00	1,454.16	28.51
110-2212-6371-4070-00331-1	DUES & MEMBERSHIPS Curriculum - Blades	0.00	0.00	1,211.33	23.36
110-2212-6371-4080-00331-1	DUES & MEMBERSHIPS Curriculum - Forder	0.00	0.00	1,071.34	18.53
110-2212-6371-4090-00331-1	DUES & MEMBERSHIPS Curriculum - Hagemann	0.00	0.00	1,102.76	20.74
110-2212-6371-5000-00331-1	DUES & MEMBERSHIPS Curriculum -Oakville Elem	0.00	0.00	1,088.48	22.05
110-2212-6371-5020-00331-1	DUES & MEMBERSHIPS Curriculum -Point	0.00	0.00	1,202.76	22.94
110-2212-6371-5040-00331-1	DUES & MEMBERSHIPS Curriculum -Rogers	0.00	0.00	1,282.75	23.00
110-2212-6371-5060-00331-1	DUES & MEMBERSHIPS Curriculum -Trautwein	0.00	0.00	1,131.33	21.26
110-2212-6371-5080-00331-1	DUES & MEMBERSHIPS Curriculum - MOSAIC	0.00	0.00	725.65	13.55
110-2212-6371-5100-00331-1	DUES & MEMBERSHIPS Curriculum -Wohlwend	0.00	0.00	1,239.90	23.00
110-2212-6371-8000-00331-1	DUES & MEMBERSHIPS	29,900.00	485.00	0.00	0.00
110-2222-6371-1050-00336-1	DUES & MEMBERSHIPS LR - MHS	0.00	0.00	327.69	326.34
110-2222-6371-1075-00336-1	DUES & MEMBERSHIPS LR - OHS	0.00	0.00	392.53	376.92
110-2222-6371-3000-00336-1	DUES & MEMBERSHIPS LR - Buerkle	0.00	0.00	154.40	147.15
110-2222-6371-3020-00336-1	DUES & MEMBERSHIPS LR - OMS	0.00	0.00	167.23	159.05
110-2222-6371-3040-00336-1	DUES & MEMBERSHIPS LR - WMS	0.00	0.00	110.32	104.81
110-2222-6371-3060-00336-1	DUES & MEMBERSHIPS LR - Bernard	0.00	0.00	166.99	156.99
110-2222-6371-4020-00336-1	DUES & MEMBERSHIPS LR - Beasley	0.00	0.00	73.47	71.63
110-2222-6371-4060-00336-1	DUES & MEMBERSHIPS LR - Bierbaum	0.00	0.00	118.72	124.27
110-2222-6371-4070-00336-1	DUES & MEMBERSHIPS LR - Blades	0.00	0.00	98.89	101.84
110-2222-6371-4080-00336-1	DUES & MEMBERSHIPS LR - Forder	0.00	0.00	87.46	80.78
110-2222-6371-4090-00336-1	DUES & MEMBERSHIPS LR - Hagemann	0.00	0.00	90.03	90.40
110-2222-6371-5000-00336-1	DUES & MEMBERSHIPS LR - Oakville Elem	0.00	0.00	88.86	96.12
110-2222-6371-5020-00336-1	DUES & MEMBERSHIPS LR - Point	0.00	0.00	98.19	100.01
110-2222-6371-5040-00336-1	DUES & MEMBERSHIPS LR - Rogers	0.00	0.00	104.72	100.24
110-2222-6371-5060-00336-1	DUES & MEMBERSHIPS LR - Trautwein	0.00	0.00	92.36	92.68
110-2222-6371-5080-00336-1	DUES & MEMBERSHIPS LR - MOSAIC	0.00	0.00	59.24	59.04
110-2222-6371-5100-00336-1	DUES & MEMBERSHIPS LR - Wohlwend	0.00	0.00	101.22	100.24
110-2222-6371-8400-00336-1	DUES & MEMBERSHIPS	3,600.00	627.99	0.00	0.00
110-2219-6371-1050-00337-1	DUES & MEMBERSHIPS	0.00	0.00	0.00	120.00
110-2219-6371-8400-00337-1	DUES & MEMBERSHIPS	1,000.00	458.00	0.00	0.00
110-2212-6371-8400-00338-1	DUES & MEMBERSHIPS	400.00	100.00	0.00	0.00
110-2212-6371-8400-00339-1	Dues & Memberships Curr Math	150.00	0.00	0.00	0.00
110-2311-6371-8000-00521-1	DUES & MEMBERSHIPS	12,500.00	0.00	11,545.00	11,545.00
110-2311-6371-8000-00522-1	COOP SCHOOL DISTRICTS	99,000.00	94,794.60	95,490.82	98,260.14
110-2321-6371-8000-00522-1	DUES & MEMBERSHIPS	26,250.00	22,014.84	14,808.00	42,072.00
110-2329-6371-8000-00523-1	DUES & MEMBERSHIPS	1,750.00	1,157.00	657.00	873.00

All Expenditure Accounts FY23

Account Code	Account Description	Budget Requested	1St Prior Year Actual	2Nd Prior Year Actual	3Rd Prior Year Actual
110-2521-6371-8000-00524-1	DUES & MEMBERSHIPS	1,250.00	1,191.25	1,040.00	956.25
110-2321-6371-8000-00526-1	DUES & MEMBERSHIPS	2,750.00	2,294.84	1,887.40	2,314.25
110-2621-6371-8000-00527-1	DUES & MEMBERSHIPS	6,100.00	570.00	570.00	100.00
110-2631-6371-8000-00533-1	DUES & MEMBERSHIPS	825.00	805.00	805.00	820.00
110-2552-6371-8200-00541-3	DUES & MEMBERSHIPS	750.00	525.00	580.00	0.00
110-2554-6371-8200-00543-3	DUES & MEMBERSHIPS - SSD	100.00	125.00	70.00	0.00
110-2542-6371-8400-00550-1	DUES & MEMBERSHIPS	100.00	0.00	410.00	100.00
110-1151-6371-1050-00750-1	DUES & MEMBERSHIPS	20,000.00	8,787.36	14,282.28	16,256.18
110-1151-6371-1075-00750-1	DUES & MEMBERSHIPS	30,000.00	20,250.29	21,709.99	18,586.29
110-2213-6371-1050-42701-4	DUES & MEMBERSHIPS	0.00	0.00	232.50	200.00
110-2213-6371-1075-42701-4	DUES & MEMBERSHIPS	0.00	0.00	232.50	200.00
110-2213-6371-8400-42701-4	DUES & MEMBERSHIPS	0.00	465.00	0.00	0.00
500-2561-6371-8400-00531-1	DUES & MEMBERSHIPS	150.00	115.00	140.00	132.00
<b>OBJECT 6371 TOTAL</b>	<b>DUES &amp; MEMBERSHIPS</b>	<b>237,485.00</b>	<b>154,881.17</b>	<b>195,606.81</b>	<b>195,742.66</b>
110-1151-6391-1075-00000-1	OTHER PURCHASED SERVICES - OHS	0.00	0.00	0.00	615.00
110-3512-6391-7500-00000-1	OTHER PURCHASED SERVICES	900.00	495.25	422.48	765.00
110-2521-6391-8000-00524-1	OTHER PURCHASED SERVICES	50,300.00	11,980.68	46,827.55	44,923.81
110-1151-6391-1050-00750-1	OTHER PURCHASED SERVICES	100,000.00	45,458.83	101,747.98	87,820.46
110-1151-6391-1075-00750-1	OTHER PURCHASED SERVICES	66,000.00	51,228.19	62,053.12	63,645.33
110-1281-6391-7500-12810-3	OTHER PURCHASED SERVICES	0.00	0.00	34.30	57.18
110-1331-6391-1050-33200-3	OTHER PURCHASED SRVC - CTE FACS	0.00	357.50	0.00	0.00
110-1371-6391-1050-33200-3	Other Purchased Srvc - CTE Tech & Engineering	0.00	0.00	0.00	1,000.00
110-1331-6391-1075-33200-3	OTHER PURCHASED SRVC - CTE FACS	0.00	357.50	0.00	0.00
110-1371-6391-1075-33200-3	Other Purchased Srvc - CTE Tech & Engineering	0.00	0.00	0.00	1,000.00
110-3711-6391-8000-42400-4	OTHER PURCHASED SERVICES CARES - Non Public	0.00	0.00	6,553.50	0.00
110-1321-6391-1050-42701-4	OTHER PURCHASED SERVICES	0.00	0.00	125.00	0.00
110-1351-6391-1050-42701-4	OTHER PURCHASED SERVICES	0.00	0.00	200.00	0.00
110-1371-6391-1050-42701-4	OTHER PURCHASED SERVICES	0.00	0.00	60.00	0.00
110-1321-6391-1075-42701-4	OTHER PURCHASED SERVICES	0.00	0.00	225.00	0.00
110-1331-6391-1075-42701-4	OTHER PURCHASED SRVC FACS OHS - Perkins	0.00	0.00	300.00	0.00
110-1351-6391-1075-42701-4	OTHER PURCHASED SERVICES	0.00	0.00	1,700.00	0.00
110-1251-6391-4020-45100-4	OTHER PURCHASED SRVC Title I - Beasley	0.00	0.00	0.00	990.00
110-3611-6391-8000-45100-4	Other Purchase Services	0.00	477.35	206.53	0.00
110-3711-6391-8000-45100-4	OTHER PURCHASED SERVICES Title I - Non Public	0.00	3,942.00	230.90	0.00
110-3912-6391-8000-45100-4	OTHER PURCHASED SERVICES - Parent Involvement	0.00	0.00	0.00	1,477.43
110-1151-6391-1050-46100-4	OTHER PURCHASED SERVICES	0.00	0.00	583.95	0.00
110-2191-6391-1050-46100-4	OTHER PURCHASED SERVICES	0.00	0.00	0.00	188.23
110-1151-6391-1075-46100-4	OTHER PURCHASED SERVICES	0.00	0.00	674.45	0.00
110-2191-6391-1075-46100-4	OTHER PURCHASED SERVICES	0.00	0.00	0.00	217.40
110-1131-6391-3000-46100-4	OTHER PURCHASED SERVICES Buerkle - Title IV.A	0.00	0.00	263.31	0.00
110-2191-6391-3000-46100-4	OTHER PURCHASED SERVICES	0.00	0.00	0.00	84.86
110-1131-6391-3020-46100-4	OTHER PURCHASED SERVICES OMS - Title IV.A	0.00	0.00	284.60	0.00
110-2191-6391-3020-46100-4	OTHER PURCHASED SERVICES	0.00	0.00	0.00	91.74



**All Expenditure Accounts FY23**

Account Code	Account Description	Budget Requested	1St Prior Year Actual	2Nd Prior Year Actual	3Rd Prior Year Actual
110-1131-6391-3040-46100-4	OTHER PURCHASED SERVICES WMS - Title IV.A	0.00	0.00	187.55	0.00
110-2191-6391-3040-46100-4	OTHER PURCHASED SERVICES	0.00	0.00	0.00	60.46
110-1131-6391-3060-46100-4	OTHER PURCHASED SERVICES Bernard - Title IV.A	0.00	0.00	280.92	0.00
110-2191-6391-3060-46100-4	OTHER PURCHASED SERVICES	0.00	0.00	0.00	90.55
110-1111-6391-4020-46100-4	OTHER PURCHASED SERVICES Beasley - Title IV.A	0.00	0.00	128.17	0.00
110-2191-6391-4020-46100-4	OTHER PURCHASED SERVICES	0.00	0.00	0.00	41.32
110-2213-6391-4020-46100-4	OTHER PURCHASED SRVC Title IV - Beasley	0.00	0.00	0.00	9,250.00
110-1111-6391-4060-46100-4	OTHER PURCHASED SERVICES Bierbaum- Title IV.A	0.00	0.00	222.36	0.00
110-2191-6391-4060-46100-4	OTHER PURCHASED SERVICES	0.00	0.00	0.00	71.68
110-1111-6391-4070-46100-4	OTHER PURCHASED SERVICES Blades - Title IV.A	0.00	0.00	182.23	0.00
110-2191-6391-4070-46100-4	OTHER PURCHASED SERVICES	0.00	0.00	0.00	58.74
110-1111-6391-4080-46100-4	OTHER PURCHASED SERVICES Forder - Title IV.A	0.00	0.00	144.55	0.00
110-2191-6391-4080-46100-4	OTHER PURCHASED SERVICES	0.00	0.00	0.00	46.60
110-1111-6391-4090-46100-4	OTHER PURCHASED SERVICES Hagemann- Title IV.A	0.00	0.00	161.75	0.00
110-2191-6391-4090-46100-4	OTHER PURCHASED SERVICES	0.00	0.00	0.00	52.14
110-1111-6391-5000-46100-4	OTHER PURCHASED SERVICES OES - Title IV.A	0.00	0.00	171.99	0.00
110-2191-6391-5000-46100-4	OTHER PURCHASED SERVICES	0.00	0.00	0.00	55.44
110-1111-6391-5020-46100-4	OTHER PURCHASED SERVICES Point - Title IV.A	0.00	0.00	178.95	0.00
110-2191-6391-5020-46100-4	OTHER PURCHASED SERVICES	0.00	0.00	0.00	57.68
110-1111-6391-5040-46100-4	OTHER PURCHASED SERVICES Rogers - Title IV.A	0.00	0.00	179.36	0.00
110-2191-6391-5040-46100-4	OTHER PURCHASED SERVICES	0.00	0.00	0.00	57.82
110-1111-6391-5060-46100-4	OTHER PURCHASED SERVICES Trautwein-Title IV.A	0.00	0.00	165.85	0.00
110-2191-6391-5060-46100-4	OTHER PURCHASED SERVICES	0.00	0.00	0.00	53.46
110-1111-6391-5080-46100-4	OTHER PURCHASED SERVICES MOSAIC - Title IV.A	0.00	0.00	105.65	0.00
110-2191-6391-5080-46100-4	OTHER PURCHASED SERVICES	0.00	0.00	0.00	34.06
110-1111-6391-5100-46100-4	OTHER PURCHASED SERVICES Wohlwend- Title IV.A	0.00	0.00	179.36	0.00
110-2191-6391-5100-46100-4	OTHER PURCHASED SERVICES	0.00	0.00	0.00	57.82
110-3912-6391-8000-46200-4	OTHER PURCHASED SERVICES - Title III	0.00	440.00	0.00	0.00
110-3711-6391-8000-46500-4	OTHER PURCHASED SRVC Title II - Non Public	0.00	279.00	0.00	0.00
<b>OBJECT 6391 TOTAL</b>	<b>OTHER PURCHASED SERVICES</b>	<b>217,200.00</b>	<b>115,016.30</b>	<b>224,781.36</b>	<b>212,864.21</b>
110-3911-6398-8000-42302-4	Student Scholarships Grow Your Own Grant	8,000.00	0.00	0.00	0.00
<b>OBJECT 6398 TOTAL</b>	<b>Prior Year Adjustments</b>	<b>8,000.00</b>	<b>0.00</b>	<b>0.00</b>	<b>0.00</b>
110-1151-6411-1050-00000-1	GENERAL SUPPLIES MHS	86,000.00	19,869.50	64,475.58	77,019.67
110-1151-6411-1075-00000-1	GENERAL SUPPLIES OHS	106,500.00	24,623.18	120,247.70	54,464.99
110-1131-6411-3000-00000-1	GENERAL SUPPLIES-BMS	20,346.00	7,884.02	17,099.86	24,222.54
110-1131-6411-3020-00000-1	GENERAL SUPPLIES OMS-MAIN	23,100.00	10,746.92	19,475.03	28,917.78
110-1131-6411-3040-00000-1	GENERAL SUPPLIES-WMS	12,065.00	9,530.78	16,830.99	13,836.21
110-1131-6411-3060-00000-1	GENERAL SUPPLIES BRM-MAIN	23,350.00	13,115.29	9,199.01	13,364.72
110-1111-6411-4020-00000-1	GENERAL SUPPLIES-BEASLEY	22,350.00	20,213.93	22,090.35	22,229.33
110-1111-6411-4060-00000-1	GENERAL SUPPLIES-BIERBAUM	38,975.00	29,435.00	37,036.19	34,968.00
110-1111-6411-4070-00000-1	GENERAL SUPPLIES-BLADES	31,690.00	25,407.78	32,763.38	34,897.79
110-1111-6411-4080-00000-1	GENERAL SUPPLIES-FORDER	28,700.00	21,545.49	22,872.46	24,600.95
110-1111-6411-4090-00000-1	GENERAL SUPPLIES-HAGEMANN	29,150.00	22,151.33	20,458.54	28,101.54

All Expenditure Accounts FY23

Account Code	Account Description	Budget Requested	1St Prior Year Actual	2Nd Prior Year Actual	3Rd Prior Year Actual
110-1111-6411-5000-00000-1	GENERAL SUPPLIES-OES	30,900.00	21,157.88	19,694.55	24,778.60
110-1111-6411-5020-00000-1	GENERAL SUPPLIES-POINT	31,050.00	26,973.77	32,603.01	31,533.03
110-1111-6411-5040-00000-1	GENERAL SUPPLIES-ROGERS	33,300.00	26,002.19	31,388.52	31,772.40
110-1111-6411-5060-00000-1	GENERAL SUPPLIES-TRAUTWEIN	27,500.00	8,389.89	29,481.37	27,062.98
110-1111-6411-5080-00000-1	GENERAL SUPPLIES-MOSAIC	19,350.00	11,735.88	19,709.73	15,189.78
110-1111-6411-5100-00000-1	GENERAL SUPPLIES-WOHLWEND	27,550.00	25,979.39	33,013.67	30,080.48
110-3512-6411-7500-00000-1	GENERAL SUPPLIES-ECC	13,500.00	9,302.94	9,970.04	10,265.71
110-1151-6411-1050-00001-1	GENERAL SUPPLIES MHS-CHOIR	4,000.00	910.70	4,000.00	4,000.00
110-1151-6411-1075-00001-1	GENERAL SUPPLIES OHS -CHOIR	5,000.00	2,390.92	5,000.00	4,701.00
110-1131-6411-3000-00001-1	GENERAL SUPPLIES BMS-CHOIR	858.00	0.00	128.83	108.89
110-1131-6411-3020-00001-1	GENERAL SUPPLIES OMS-CHOIR	550.00	597.54	750.00	368.60
110-1131-6411-3040-00001-1	GENERAL SUPPLIES WMS-CHOIR	900.00	276.19	815.98	91.57
110-1131-6411-3060-00001-1	GENERAL SUPPLIES BRM-CHOIR	900.00	263.41	185.99	884.74
110-1151-6411-1050-00002-1	GENERAL SUPPLIES MHS-STRINGS	1,000.00	539.50	1,000.00	1,000.00
110-1151-6411-1075-00002-1	GENERAL SUPPLIES OHS-STRINGS	650.00	237.47	605.94	588.20
110-1151-6411-1050-00003-1	GENERAL SUPPLIES MHS-BDCAST JRN	3,000.00	1,148.16	3,500.00	3,500.00
110-1151-6411-1075-00003-1	GENERAL SUPPLIES OHS-BROADCAST JRN	5,000.00	4,631.74	5,000.00	5,000.00
110-1151-6411-1050-00004-1	GENERAL SUPPLIES MHS-SPEECH & DEBATE	1,000.00	225.00	0.00	1,300.00
110-1151-6411-1050-00005-1	GENERAL SUPPLIES MHS-BAND	7,000.00	4,159.90	7,000.00	6,943.82
110-1151-6411-1075-00005-1	GENERAL SUPPLIES OHS-BAND	7,500.00	1,113.00	7,125.00	7,500.00
110-1131-6411-3000-00005-1	GENERAL SUPPLIES BMS-BAND	895.00	452.16	731.73	1,293.48
110-1131-6411-3020-00005-1	GENERAL SUPPLIES OMS-BAND	7,370.00	3,243.48	2,719.95	4,999.07
110-1131-6411-3040-00005-1	GENERAL SUPPLIES WMS-BAND	900.00	899.80	738.60	573.70
110-1131-6411-3060-00005-1	GENERAL SUPPLIES BRM-BAND	2,300.00	2,240.01	2,264.81	1,843.89
110-1151-6411-1050-00006-1	GENERAL SUPPLIES MHS-BUSINESS ED	3,200.00	1,035.41	3,494.17	3,498.28
110-1151-6411-1075-00006-1	GENERAL SUPPLIES OHS-BUSINESS ED	4,250.00	1,595.93	4,250.00	2,056.28
110-1151-6411-1050-00007-1	GENERAL SUPPLIES MHS-DRAMA	7,000.00	7,000.00	7,000.00	7,000.00
110-1151-6411-1075-00007-1	GENERAL SUPPLIES OHS-DRAMA	4,250.00	1,884.98	4,250.00	4,900.00
110-1151-6411-1050-00008-1	GENERAL SUPPLIES MHS-COMM ARTS	5,000.00	1,254.37	5,500.00	5,350.40
110-1151-6411-1075-00008-1	GENERAL SUPPLIES OHS-COMM ARTS	7,000.00	2,779.12	6,500.00	6,750.00
110-1131-6411-3000-00008-1	GENERAL SUPPLIES BMS-COMM ARTS	1,600.00	987.84	1,344.97	0.00
110-1131-6411-3020-00008-1	GENERAL SUPPLIES OMS-COMM ARTS	2,900.00	990.51	4,000.00	2,052.22
110-1131-6411-3040-00008-1	GENERAL SUPPLIES WMS-COMM ARTS	1,400.00	1,327.72	1,127.75	855.99
110-1131-6411-3060-00008-1	GENERAL SUPPLIES BRM-COMM ARTS	2,500.00	2,500.00	1,999.66	3,205.88
110-1151-6411-1050-00013-1	Color Copies - MHS	150.00	83.35	177.29	80.10
110-1151-6411-1075-00013-1	Color Copies - OHS	100.00	60.60	140.47	123.75
110-1131-6411-3000-00013-1	Color Copies - Buerkle	450.00	35.04	103.86	17.78
110-1131-6411-3020-00013-1	Color Copies - OMS	200.00	19.75	71.65	56.77
110-1131-6411-3040-00013-1	Color Copies - WMS	100.00	80.61	135.49	86.08
110-1131-6411-3060-00013-1	Color Copies - Bernard	400.00	117.94	67.32	103.16
110-1111-6411-4020-00013-1	Color Copies - Beasley	150.00	11.67	72.88	59.09
110-1111-6411-4060-00013-1	Color Copies - Bierbaum	325.00	126.93	247.45	189.39
110-1111-6411-4070-00013-1	Color Copies - Blades	160.00	124.31	168.47	165.95

*All Expenditure Accounts FY23*

Account Code	Account Description	Budget Requested	1St Prior Year Actual	2Nd Prior Year Actual	3Rd Prior Year Actual
110-1111-6411-4080-00013-1	Color Copies - Forder	50.00	15.27	0.00	37.95
110-1111-6411-4090-00013-1	Color Copies - Hagemann	200.00	37.36	133.69	128.55
110-1111-6411-5000-00013-1	Color Copies - Oakville Elem	100.00	31.91	0.00	57.02
110-1111-6411-5020-00013-1	Color Copies - Point	250.00	87.94	221.17	72.59
110-1111-6411-5040-00013-1	Color Copies - Rogers	150.00	54.05	124.65	59.01
110-1111-6411-5060-00013-1	Color Copies - Trautwein	250.00	88.18	126.92	152.58
110-1111-6411-5080-00013-1	Color Copies - MOSAIC	100.00	40.12	83.92	50.82
110-1111-6411-5100-00013-1	Color Copies - Wohlwend	350.00	109.73	293.04	242.75
110-1151-6411-1050-00014-1	TONER MHS	6,500.00	3,831.68	3,455.47	3,912.03
110-1151-6411-1075-00014-1	TONER OHS	4,750.00	2,043.30	1,548.05	4,670.15
110-1131-6411-3000-00014-1	TONER-BMS	3,500.00	1,245.14	1,311.09	1,281.07
110-1131-6411-3020-00014-1	TONER OMS	2,000.00	732.02	1,126.26	1,693.88
110-1131-6411-3040-00014-1	TONER WMS	1,200.00	760.07	1,109.06	1,366.28
110-1131-6411-3060-00014-1	TONER-BRM	3,000.00	573.03	1,653.93	3,054.74
110-1111-6411-4020-00014-1	TONER-BEASLEY	800.00	325.99	793.42	561.75
110-1111-6411-4060-00014-1	TONER-BIERBAUM	2,000.00	1,054.23	1,975.98	1,016.61
110-1111-6411-4070-00014-1	TONER-BLADES	1,000.00	283.87	789.63	119.98
110-1111-6411-4080-00014-1	TONER-FORDER	800.00	363.23	797.53	640.23
110-1111-6411-4090-00014-1	TONER-HAGEMANN	2,000.00	935.56	2,228.03	1,596.30
110-1111-6411-5000-00014-1	TONER-OES	500.00	73.70	0.00	188.96
110-1111-6411-5020-00014-1	TONER-POINT	800.00	330.66	1,492.45	642.69
110-1111-6411-5040-00014-1	TONER-ROGERS	1,100.00	241.61	0.00	833.76
110-1111-6411-5060-00014-1	TONER-TRAUTWEIN	2,000.00	321.86	1,453.82	1,756.25
110-1111-6411-5080-00014-1	TONER-MOSAIC	500.00	123.66	190.89	125.97
110-1111-6411-5100-00014-1	TONER-WOHLWEND	500.00	337.57	98.79	59.99
110-1151-6411-1050-00021-1	GENERAL SUPPLIES MHS-FACS	8,200.00	8,000.00	9,019.86	9,000.00
110-1151-6411-1075-00021-1	GENERAL SUPPLIES OHS-FACS	8,500.00	8,258.35	8,500.00	8,500.00
110-1131-6411-3000-00021-1	GENERAL SUPPLIES BMS-FACS	3,500.00	1,221.43	3,002.61	2,757.56
110-1131-6411-3020-00021-1	GENERAL SUPPLIES OMS-FACS	6,000.00	1,124.92	2,020.00	0.00
110-1131-6411-3040-00021-1	GENERAL SUPPLIES WMS-FACS	5,000.00	3,279.18	3,971.90	3,520.00
110-1131-6411-3060-00021-1	GENERAL SUPPLIES BRM-FACS	3,900.00	1,391.86	1,900.00	2,117.91
110-1151-6411-1050-00022-1	GENERAL SUPPLIES MHS-FOREIGN LANG	1,800.00	327.57	980.14	992.92
110-1151-6411-1075-00022-1	GENERAL SUPPLIES OHS-FOREIGN LANG	4,250.00	2,031.16	4,250.00	3,986.10
110-1131-6411-3000-00022-1	GENERAL SUPPLIES BMS-FOREIGN LANG	500.00	0.00	159.87	201.35
110-1131-6411-3020-00022-1	GENERAL SUPPLIES OMS-FOREIGN LANG	400.00	875.00	58.69	987.68
110-1131-6411-3040-00022-1	GENERAL SUPPLIES WMS-FOREIGN LANG	935.00	371.51	937.75	655.20
110-1131-6411-3060-00022-1	GENERAL SUPPLIES BRM-FOREIGN LANG	1,000.00	733.32	481.13	293.37
110-1151-6411-1050-00023-1	GENERAL SUPPLIES MHS-IND. ARTS	5,500.00	1,239.35	5,471.21	2,330.99
110-1151-6411-1075-00023-1	GENERAL SUPPLIES OHS-IND. ARTS	12,000.00	12,000.00	12,000.00	13,000.00
110-1131-6411-3000-00023-1	GENERAL SUPPLIES BMS-IND. ARTS	3,500.00	3,000.00	2,641.85	3,642.00
110-1131-6411-3020-00023-1	GENERAL SUPPLIES OMS-INDUST ARTS	3,630.00	2,046.50	1,600.00	1,203.22
110-1131-6411-3040-00023-1	GENERAL SUPPLIES WMS-INDUST ARTS	1,800.00	1,405.85	1,244.95	700.00
110-1131-6411-3060-00023-1	GENERAL SUPPLIES BRM-INDUST ARTS	2,700.00	2,679.75	2,650.00	3,067.19

*All Expenditure Accounts FY23*

Account Code	Account Description	Budget Requested	1St Prior Year Actual	2Nd Prior Year Actual	3Rd Prior Year Actual
110-1151-6411-1050-00024-1	GENERAL SUPPLIES MHS-MATH	2,000.00	590.64	1,997.87	1,991.91
110-1151-6411-1075-00024-1	GENERAL SUPPLIES OHS-MATH	6,500.00	4,200.99	6,492.42	6,500.00
110-1131-6411-3000-00024-1	GENERAL SUPPLIES BMS-MATH	1,425.00	1,343.49	1,367.84	1,395.00
110-1131-6411-3020-00024-1	GENERAL SUPPLIES OMS-MATH	1,575.00	1,016.60	1,600.00	1,231.30
110-1131-6411-3040-00024-1	GENERAL SUPPLIES WMS-MATH	1,400.00	663.47	1,310.58	1,059.64
110-1131-6411-3060-00024-1	GENERAL SUPPLIES BRM-MATH	3,000.00	3,145.26	4,143.97	3,196.74
110-1151-6411-1050-00025-1	GENERAL SUPPLIES MHS-PE & HEALTH	4,000.00	2,108.56	3,997.76	4,000.00
110-1151-6411-1075-00025-1	GENERAL SUPPLIES OHS-PE & HEALTH	3,000.00	756.08	3,000.00	2,887.19
110-1131-6411-3000-00025-1	GENERAL SUPPLIES BMS-PE & HEALTH	2,376.00	2,136.52	2,021.13	1,099.99
110-1131-6411-3020-00025-1	GENERAL SUPPLIES OMS-PE & HEALTH	3,850.00	2,674.76	3,170.75	3,885.00
110-1131-6411-3040-00025-1	GENERAL SUPPLIES WMS-PE & HEALTH	3,750.00	159.99	2,197.75	1,926.62
110-1131-6411-3060-00025-1	GENERAL SUPPLIES BRM-PE & HEALTH	3,700.00	3,295.90	2,569.05	2,900.00
110-1151-6411-1050-00026-1	GENERAL SUPPLIES MHS-SCIENCE	17,600.00	6,179.61	18,000.00	17,971.89
110-1151-6411-1075-00026-1	GENERAL SUPPLIES OHS-SCIENCE	16,000.00	6,516.50	16,148.69	14,774.53
110-1131-6411-3000-00026-1	GENERAL SUPPLIES BMS-SCIENCE	2,435.00	2,322.65	2,398.27	2,052.49
110-1131-6411-3020-00026-1	GENERAL SUPPLIES OMS-SCIENCE	3,600.00	2,404.50	2,750.00	4,879.63
110-1131-6411-3040-00026-1	GENERAL SUPPLIES WMS-SCIENCE	1,500.00	917.30	578.26	567.87
110-1131-6411-3060-00026-1	GENERAL SUPPLIES BRM-SCIENCE	5,550.00	4,299.02	5,165.65	4,014.35
110-1151-6411-1050-00027-1	GENERAL SUPPLIES MHS-SOC. STUDIES	2,000.00	963.46	2,494.68	2,366.94
110-1151-6411-1075-00027-1	GENERAL SUPPLIES OHS-SOC. STUDIES	5,500.00	4,434.48	5,500.00	5,409.69
110-1131-6411-3000-00027-1	GENERAL SUPPLIES BMS-SOC. STUDIES	1,400.00	101.48	826.58	2,297.91
110-1131-6411-3020-00027-1	GENERAL SUPPLIES OMS-SOC. STUDIES	575.00	345.22	350.00	1,915.55
110-1131-6411-3040-00027-1	GENERAL SUPPLIES WMS-SOC. STUDIES	1,100.00	741.64	796.79	563.28
110-1131-6411-3060-00027-1	GENERAL SUPPLIES BRM-SOC. STUDIES	2,350.00	1,821.33	2,437.44	2,419.17
110-1151-6411-1050-00028-1	GENERAL SUPPLIES MHS-ART	16,800.00	13,849.67	17,000.00	17,085.98
110-1151-6411-1075-00028-1	GENERAL SUPPLIES OHS-ART	11,000.00	8,901.98	12,459.56	11,036.60
110-1131-6411-3000-00028-1	GENERAL SUPPLIES BMS-ART	3,500.00	1,220.44	2,938.69	3,039.00
110-1131-6411-3020-00028-1	GENERAL SUPPLIES OMS-ART	2,050.00	1,416.52	2,356.70	1,997.41
110-1131-6411-3040-00028-1	GENERAL SUPPLIES WMS-ART	4,000.00	3,500.00	2,611.62	2,110.00
110-1131-6411-3060-00028-1	GENERAL SUPPLIES BRM-ART	2,100.00	1,977.33	1,874.84	1,990.92
110-1131-6411-3000-00029-1	GENERAL SUPPLIES BMS-COMPUTER	633.00	93.98	391.18	393.00
110-1131-6411-3020-00029-1	GENERAL SUPPLIES OMS - Computer	1,100.00	0.00	250.00	0.00
110-1131-6411-3040-00029-1	GENERAL SUPPLIES WMS-COMPUTER	250.00	250.00	535.19	373.47
110-1131-6411-3060-00029-1	GENERAL SUPPLIES BRM-COMPUTER	200.00	0.00	158.77	92.56
110-1151-6411-1050-00030-1	Gen Supplies - Geometry In Construction	1,000.00	230.86	497.96	0.00
110-1151-6411-1075-00030-1	Gen Supplies - Geometry In Construction	500.00	67.86	500.00	0.00
110-1151-6411-1050-00031-1	GENERAL SUPPLIES MHS - AMPED	1,000.00	431.02	500.00	0.00
110-1151-6411-1075-00031-1	GENERAL SUPPLIES OHS - AMPED	500.00	500.00	500.00	0.00
110-1131-6411-3000-00032-1	GENERAL SUPPLIES BMS-PLTW	7,982.00	3,794.73	9,361.47	9,291.14
110-1131-6411-3020-00032-1	GENERAL SUPPLIES OMS-PLTW	9,500.00	7,664.45	6,192.47	5,906.12
110-1131-6411-3040-00032-1	GENERAL SUPPLIES WMS-PLTW	5,000.00	4,529.33	8,000.00	13,944.04
110-1131-6411-3060-00032-1	GENERAL SUPPLIES BRM-PLTW	7,000.00	8,417.24	10,992.45	10,980.68
110-2543-6411-5100-00206-3	GEN SUPPLIES Wohlwend - Conservation Grant	0.00	6,185.00	11,286.94	0.00

All Expenditure Accounts FY23

Account Code	Account Description	Budget Requested	1St Prior Year Actual	2Nd Prior Year Actual	3Rd Prior Year Actual
110-1271-6411-1050-00310-1	Gen Supplies Studen Srvc - MHS	0.00	0.00	165.51	54.93
110-2121-6411-1050-00310-1	Gen Supplies Student Srvc - MHS	0.00	0.00	755.90	77.11
110-2122-6411-1050-00310-1	GEN SUPPLIES Counselors - MHS	0.00	0.00	347.36	116.95
110-1271-6411-1075-00310-1	Gen Supplies Studen Srvc - OHS	0.00	0.00	198.26	70.37
110-2121-6411-1075-00310-1	Gen Supplies Student Srvc - OHS	0.00	0.00	938.48	89.06
110-2122-6411-1075-00310-1	GEN SUPPLIES Counselors - OHS	0.00	0.00	380.19	3.51
110-1271-6411-3000-00310-1	Gen Supplies Studen Srvc - Buerkle	0.00	0.00	77.99	27.47
110-2121-6411-3000-00310-1	Gen Supplies Student Srvc - Buerkle	0.00	0.00	356.16	34.77
110-2122-6411-3000-00310-1	GEN SUPPLIES Counselors - Buerkle	0.00	0.00	386.23	789.27
110-1271-6411-3020-00310-1	Gen Supplies Studen Srvc - OMS	0.00	0.00	84.47	29.70
110-2121-6411-3020-00310-1	Gen Supplies Student Srvc - OMS	0.00	0.00	385.75	37.58
110-2122-6411-3020-00310-1	GEN SUPPLIES Counselors - OMS	0.00	0.00	312.69	35.67
110-1271-6411-3040-00310-1	Gen Supplies Studen Srvc - WMS	0.00	0.00	55.72	19.57
110-2121-6411-3040-00310-1	Gen Supplies Student Srvc - WMS	0.00	0.00	254.48	24.77
110-2122-6411-3040-00310-1	GEN SUPPLIES Counselors - WMS	0.00	0.00	275.40	0.98
110-1271-6411-3060-00310-1	Gen Supplies Studen Srvc - Bernard	0.00	0.00	84.35	29.31
110-2121-6411-3060-00310-1	Gen Supplies Student Srvc - Bernard	0.00	0.00	385.21	37.10
110-2122-6411-3060-00310-1	GEN SUPPLIES Counselors - Bernard	0.00	0.00	161.74	1.46
110-1271-6411-4020-00310-1	Gen Supplies Studen Srvc - Beasley	0.00	0.00	37.11	13.37
110-2121-6411-4020-00310-1	Gen Supplies Student Srvc - Beasley	0.00	0.00	169.47	16.93
110-2122-6411-4020-00310-1	GEN SUPPLIES Counselors - Beasley	0.00	0.00	542.21	0.67
110-1271-6411-4060-00310-1	Gen Supplies Studen Srvc - Bierbaum	0.00	0.00	59.96	512.41
110-2121-6411-4060-00310-1	Gen Supplies Student Srvc - Bierbaum	0.00	0.00	273.85	29.36
110-2122-6411-4060-00310-1	GEN SUPPLIES Counselors - Bierbaum	0.00	0.00	793.90	828.25
110-1271-6411-4070-00310-1	Gen Supplies Studen Srvc - Blades	0.00	0.00	49.95	19.01
110-2121-6411-4070-00310-1	Gen Supplies Student Srvc - Blades	0.00	0.00	656.11	24.06
110-2122-6411-4070-00310-1	GEN SUPPLIES Counselors - Blades	0.00	0.00	326.74	60.90
110-1271-6411-4080-00310-1	Gen Supplies Studen Srvc - Forder	0.00	0.00	44.18	15.08
110-2121-6411-4080-00310-1	Gen Supplies Student Srvc - Forder	0.00	0.00	201.75	19.09
110-2122-6411-4080-00310-1	GEN SUPPLIES Counselors - Forder	0.00	0.00	84.71	0.75
110-1271-6411-4090-00310-1	Gen Supplies Studen Srvc - Hagemann	0.00	0.00	45.47	16.88
110-2121-6411-4090-00310-1	Gen Supplies Student Srvc - Hagemann	0.00	0.00	207.67	21.36
110-2122-6411-4090-00310-1	GEN SUPPLIES Counselors - Hagemann	0.00	0.00	87.20	0.84
110-1271-6411-5000-00310-1	Gen Supplies Studen Srvc - Oakville Elem	0.00	0.00	44.88	17.95
110-2121-6411-5000-00310-1	Gen Supplies Student Srvc - Oakville Elem	0.00	0.00	204.98	22.71
110-2122-6411-5000-00310-1	GEN SUPPLIES Counselors - Oakville Elem	0.00	0.00	261.54	0.89
110-1271-6411-5020-00310-1	Gen Supplies Studen Srvc - Point	0.00	0.00	49.60	18.67
110-2121-6411-5020-00310-1	Gen Supplies Student Srvc - Point	0.00	0.00	226.50	23.63
110-2122-6411-5020-00310-1	GEN SUPPLIES Counselors - Point	0.00	41.99	360.84	205.39
110-1271-6411-5040-00310-1	Gen Supplies Studen Srvc - Rogers	0.00	0.00	52.89	18.71
110-2121-6411-5040-00310-1	Gen Supplies Student Srvc - Rogers	0.00	0.00	241.57	23.69
110-2122-6411-5040-00310-1	GEN SUPPLIES Counselors - Rogers	0.00	0.00	133.53	155.14
110-1271-6411-5060-00310-1	Gen Supplies Studen Srvc - Trautwein	0.00	0.00	46.65	17.30

All Expenditure Accounts FY23

Account Code	Account Description	Budget Requested	1St Prior Year Actual	2Nd Prior Year Actual	3Rd Prior Year Actual
110-2121-6411-5060-00310-1	Gen Supplies Student Srvc - Trautwein	0.00	0.00	213.05	21.90
110-2122-6411-5060-00310-1	GEN SUPPLIES Counselors - Trautwein	0.00	0.00	167.54	104.67
110-1271-6411-5080-00310-1	Gen Supplies Studen Srvc - MOSAIC	0.00	0.00	29.92	140.75
110-2121-6411-5080-00310-1	Gen Supplies Student Srvc - MOSAIC	0.00	0.00	136.65	13.95
110-2122-6411-5080-00310-1	GEN SUPPLIES Counselors - MOSAIC	0.00	0.00	237.72	335.43
110-1271-6411-5100-00310-1	Gen Supplies Studen Srvc - Wohlwend	0.00	0.00	51.13	18.71
110-2121-6411-5100-00310-1	Gen Supplies Student Srvc - Wohlwend	0.00	0.00	233.50	23.69
110-2122-6411-5100-00310-1	GEN SUPPLIES Counselors - Wohlwend	0.00	0.00	210.28	0.93
110-1271-6411-8000-00310-1	GENERAL SUPPLIES- Bilingual & ELL	1,200.00	0.00	0.00	0.00
110-2121-6411-8000-00310-1	General Supplies Student Srvc	8,000.00	302.61	0.00	0.00
110-2122-6411-8000-00310-1	GEN SUPPLIES Student Srvc - Counselors	5,000.00	53.93	0.00	0.00
110-1211-6411-3040-00316-1	GENERAL SUPPLIES-STRETCH	34,000.00	10,035.60	18,861.79	31,756.98
110-1195-6411-1050-00317-1	GENERAL SUPPLIES ALT	0.00	21,000.00	21,014.53	21,000.00
110-1195-6411-1075-00317-1	GENERAL SUPPLIES ALT	0.00	21,000.00	21,017.42	21,000.00
110-1193-6411-1050-00318-1	GENERAL SUPPLIES - SCOPE	27,000.00	9,092.21	11,762.49	14,739.98
110-1193-6411-1075-00318-1	GENERAL SUPPLIES - SCOPE	0.00	9,092.19	11,762.42	14,739.97
110-1195-6411-8400-00330-1	GENERAL SUPPLIES Mehl@Home	12,000.00	0.00	0.00	0.00
110-1151-6411-1050-00331-1	GENERAL SUPPLIES Curriculum - MHS	0.00	33,025.14	7,830.95	132.99
110-2123-6411-1050-00331-1	GEN SUPPLIES Curriculum - MHS	0.00	28,870.33	27,820.77	14,570.33
110-1151-6411-1075-00331-1	GENERAL SUPPLIES Curriculum - OHS	0.00	7,352.12	6,457.99	230.71
110-2123-6411-1075-00331-1	GEN SUPPLIES Curriculum - OHS	0.00	24,619.60	34,702.96	14,042.42
110-1131-6411-3000-00331-1	General Supplies Curriculum - Buerkle	0.00	81.18	117.49	194.60
110-2123-6411-3000-00331-1	GEN SUPPLIES Curriculum - Buerkle	0.00	19,525.12	5,754.79	30,222.35
110-1131-6411-3020-00331-1	General Supplies Curriculum - OMS	0.00	104.28	177.85	291.47
110-2123-6411-3020-00331-1	GEN SUPPLIES Curriculum - OMS	0.00	19,525.12	5,754.79	14,916.89
110-1131-6411-3040-00331-1	General Supplies Curriculum - WMS	0.00	81.66	918.99	605.89
110-2123-6411-3040-00331-1	GEN SUPPLIES Curriculum - WMS	0.00	20,865.22	5,754.89	14,772.40
110-1131-6411-3060-00331-1	General Supplies Curriculum - Bernard	0.00	81.18	538.05	699.79
110-2123-6411-3060-00331-1	GEN SUPPLIES Curriculum - Bernard	0.00	19,525.13	5,754.79	14,772.35
110-1111-6411-4020-00331-1	General Supplies Curriculum - Beasley	0.00	1,411.16	105.32	340.06
110-2123-6411-4020-00331-1	GEN SUPPLIES Curriculum - Beasley	0.00	4,085.70	6,008.54	33,404.44
110-1111-6411-4060-00331-1	General Supplies Curriculum - Bierbaum	0.00	292.96	376.49	334.47
110-2123-6411-4060-00331-1	GEN SUPPLIES Curriculum - Bierbaum	0.00	4,085.70	6,008.54	51,125.17
110-1111-6411-4070-00331-1	General Supplies Curriculum - Blades	0.00	108.34	95.88	4,219.51
110-2123-6411-4070-00331-1	GEN SUPPLIES Curriculum - Blades	0.00	4,085.70	6,008.54	20,199.59
110-1111-6411-4080-00331-1	General Supplies Curriculum - Forder	0.00	108.34	393.64	323.13
110-2123-6411-4080-00331-1	GEN SUPPLIES Curriculum - Forder	0.00	4,085.70	6,008.54	8,271.46
110-1111-6411-4090-00331-1	General Supplies Curriculum - Hagemann	0.00	108.34	104.58	3,708.36
110-2123-6411-4090-00331-1	GEN SUPPLIES Curriculum - Hagemann	0.00	4,085.70	6,008.54	8,234.87
110-1111-6411-5000-00331-1	General Supplies Curriculum - Oakville Ele	0.00	108.34	540.53	3,687.28
110-2123-6411-5000-00331-1	GEN SUPPLIES Curriculum - Oakville Elem	0.00	4,085.70	6,008.54	8,344.64
110-1111-6411-5020-00331-1	General Supplies Curriculum - Point	0.00	98.03	98.36	316.76
110-2123-6411-5020-00331-1	GEN SUPPLIES Curriculum - Point	0.00	4,085.70	6,008.54	8,820.31

All Expenditure Accounts FY23

Account Code	Account Description	Budget Requested	1St Prior Year Actual	2Nd Prior Year Actual	3Rd Prior Year Actual
110-1111-6411-5040-00331-1	General Supplies Curriculum - Rogers	0.00	98.03	-4.91	4,889.80
110-2123-6411-5040-00331-1	GEN SUPPLIES Curriculum - Rogers	0.00	4,085.70	6,008.54	8,234.87
110-1111-6411-5060-00331-1	General Supplies Curriculum - Trautwein	0.00	282.65	107.80	549.28
110-2123-6411-5060-00331-1	GEN SUPPLIES Curriculum - Trautwein	0.00	4,085.70	6,008.54	8,161.69
110-1111-6411-5080-00331-1	General Supplies Curriculum - Mosaic	0.00	292.96	463.44	417.88
110-2123-6411-5080-00331-1	GEN SUPPLIES Curriculum - MOSAIC	0.00	4,085.70	6,008.54	40,473.48
110-1111-6411-5100-00331-1	General Supplies Curriculum - Wohlwend	0.00	282.70	477.10	1,440.05
110-2123-6411-5100-00331-1	GEN SUPPLIES Curriculum - Wohlwend	0.00	4,085.68	6,008.59	8,711.14
110-1151-6411-8000-00331-1	GENERAL SUPPLIES-CURRICULUM	570,600.00	299.09	0.00	0.00
110-2123-6411-8000-00331-1	GENERAL SUPPLIES CURRICULUM-TEST MATERIALS	199,000.00	0.00	0.00	0.00
110-2212-6411-4020-00332-1	Gen Supplies Curriculum ELA - Beasley	0.00	34.07	1,132.69	357.43
110-2212-6411-4060-00332-1	Gen Supplies Curriculum ELA - Bierbaum	0.00	1,071.51	1,502.60	619.91
110-2212-6411-4070-00332-1	Gen Supplies Curriculum ELA - Blades	0.00	34.08	1,873.12	4,118.22
110-2212-6411-4080-00332-1	Gen Supplies Curriculum ELA - Forder	0.00	1,171.41	4,990.38	403.12
110-2212-6411-4090-00332-1	Gen Supplies Curriculum ELA - Hagemann	0.00	155.08	1,269.23	4,048.65
110-2212-6411-5000-00332-1	Gen Supplies Curriculum ELA - Oakville Elem	0.00	1,773.63	726.56	479.78
110-2212-6411-5020-00332-1	Gen Supplies Curriculum ELA - Point	0.00	891.32	801.04	4,139.30
110-2212-6411-5040-00332-1	Gen Supplies Curriculum ELA - Rogers	0.00	2,829.44	1,514.68	500.60
110-2212-6411-5060-00332-1	Gen Supplies Curriculum ELA - Trautwein	0.00	1,038.02	3,966.96	462.01
110-2212-6411-5080-00332-1	Gen Supplies Curriculum ELA - MOSAIC	0.00	34.10	484.93	294.98
110-2212-6411-5100-00332-1	Gen Supplies Curriculum ELA - Wohlwend	0.00	1,641.23	1,358.61	3,822.96
110-2212-6411-8400-00332-1	Gen Supplies Curriculum ELA	20,500.00	9,422.47	0.00	0.00
110-2212-6411-1050-00333-1	Gen Supplies Curr Social Studies - MHS	0.00	0.00	1,550.07	1,871.06
110-2212-6411-1075-00333-1	Gen Supplies Curr Social Studies - OHS	0.00	2,335.48	1,856.96	2,162.00
110-2212-6411-3000-00333-1	Gen Supplies Curr Social Studies - Buerkle	0.00	0.00	729.81	843.65
110-2212-6411-3020-00333-1	Gen Supplies Curr Social Studies - OMS	0.00	0.00	790.32	912.92
110-2212-6411-3040-00333-1	Gen Supplies Curr Social Studies - WMS	0.00	0.00	521.47	600.84
110-2212-6411-3060-00333-1	Gen Supplies Curr Social Studies - Bernard	0.00	0.00	789.07	901.26
110-2212-6411-8400-00333-1	Gen Supplies Curriculum Social Studies	400.00	95.88	0.00	0.00
110-2222-6411-1050-00336-1	GENERAL SUPPLIES - LR MHS	0.00	532.00	4,072.62	4,133.48
110-2222-6411-1075-00336-1	GENERAL SUPPLIES - LR OHS	0.00	374.69	4,862.64	4,774.08
110-2222-6411-3000-00336-1	GENERAL SUPPLIES - LR Buerkle	0.00	902.72	1,912.70	1,863.83
110-2222-6411-3020-00336-1	GENERAL SUPPLIES - LR OMS	0.00	717.72	2,071.61	2,014.56
110-2222-6411-3040-00336-1	GENERAL SUPPLIES - LR WMS	0.00	665.89	1,366.62	1,327.58
110-2222-6411-3060-00336-1	GENERAL SUPPLIES - LR Bernard	0.00	824.31	2,534.68	1,988.47
110-2222-6411-4020-00336-1	GENERAL SUPPLIES - LR Beasley	0.00	390.89	910.12	907.28
110-2222-6411-4060-00336-1	GENERAL SUPPLIES - LR Bierbaum	0.00	560.47	1,470.64	1,573.97
110-2222-6411-4070-00336-1	GENERAL SUPPLIES - LR Blades	0.00	513.54	1,255.02	3,278.92
110-2222-6411-4080-00336-1	GENERAL SUPPLIES - LR Forder	0.00	192.93	1,214.26	1,270.47
110-2222-6411-4090-00336-1	GENERAL SUPPLIES - LR Hagemann	0.00	330.86	1,115.26	1,144.97
110-2222-6411-5000-00336-1	GENERAL SUPPLIES - LR Oakville Elem	0.00	739.99	1,121.80	1,217.43
110-2222-6411-5020-00336-1	GENERAL SUPPLIES - LR Point	0.00	47.20	1,254.37	1,266.71
110-2222-6411-5040-00336-1	GENERAL SUPPLIES - LR Rogers	0.00	147.60	1,297.29	1,269.61

All Expenditure Accounts FY23

Account Code	Account Description	Budget Requested	1St Prior Year Actual	2Nd Prior Year Actual	3Rd Prior Year Actual
110-2222-6411-5060-00336-1	GENERAL SUPPLIES - LR Trautwein	0.00	299.25	1,144.15	1,173.95
110-2222-6411-5080-00336-1	GENERAL SUPPLIES - LR MOSAIC	0.00	187.21	733.87	1,764.18
110-2222-6411-5100-00336-1	GENERAL SUPPLIES - LR Wohlwend	0.00	259.12	1,253.94	1,269.61
110-2222-6411-8400-00336-1	GENERAL SUPPLIES-LRC	40,000.00	6,617.23	0.00	0.00
110-2219-6411-1050-00337-1	GENERAL SUPPLIES	0.00	0.00	121.84	231.95
110-2219-6411-1075-00337-1	GENERAL SUPPLIES	0.00	351.00	145.97	268.05
110-2219-6411-3000-00337-1	GENERAL SUPPLIES	0.00	0.00	57.37	0.00
110-2219-6411-3020-00337-1	GENERAL SUPPLIES	0.00	0.00	62.12	0.00
110-2219-6411-3040-00337-1	GENERAL SUPPLIES	0.00	0.00	40.99	0.00
110-2219-6411-3060-00337-1	GENERAL SUPPLIES	0.00	0.00	62.03	0.00
110-2219-6411-8400-00337-1	GENERAL SUPPLIES	500.00	0.00	0.00	0.00
110-2212-6411-1050-00338-1	Gen Supplies Curr Science - MHS	0.00	0.00	320.87	45.79
110-2212-6411-1075-00338-1	Gen Supplies Curr Science - OHS	0.00	0.00	384.36	52.88
110-2212-6411-3000-00338-1	Gen Supplies Curr Science - Buerkle	0.00	0.00	151.19	20.65
110-2212-6411-3020-00338-1	Gen Supplies Curr Science - OMS	0.00	0.00	163.75	22.32
110-2212-6411-3040-00338-1	Gen Supplies Curr Science - WMS	0.00	0.00	108.02	14.71
110-2212-6411-3060-00338-1	Gen Supplies Curr Science - Bernard	0.00	0.00	163.52	22.03
110-2212-6411-4020-00338-1	Gen Supplies Curr Science - Beasley	0.00	0.00	71.94	10.05
110-2212-6411-4060-00338-1	Gen Supplies Curr Science - Bierbaum	0.00	0.00	116.24	17.44
110-2212-6411-4070-00338-1	Gen Supplies Curr Science - Blades	0.00	0.00	96.83	14.29
110-2212-6411-4080-00338-1	Gen Supplies Curr Science - Forder	0.00	0.00	85.64	11.33
110-2212-6411-4090-00338-1	Gen Supplies Curr Science - Hagemann	0.00	0.00	88.15	12.68
110-2212-6411-5000-00338-1	Gen Supplies Curr Science - Oakville Elem	0.00	0.00	87.01	13.49
110-2212-6411-5020-00338-1	Gen Supplies Curr Science - Point	0.00	0.00	96.15	14.03
110-2212-6411-5040-00338-1	Gen Supplies Curr Science - Rogers	0.00	0.00	102.54	14.06
110-2212-6411-5060-00338-1	Gen Supplies Curr Science - Trautwein	0.00	0.00	90.44	13.00
110-2212-6411-5080-00338-1	Gen Supplies Curr Science - MOSAIC	0.00	0.00	58.01	8.28
110-2212-6411-5100-00338-1	Gen Supplies Curr Science - Wohlwend	0.00	0.00	99.12	14.06
110-2212-6411-8400-00338-1	Gen Supplies Curr Science	3,500.00	536.86	0.00	0.00
110-2212-6411-4020-00339-1	Gen Supplies Curr Math - Beasley	0.00	115.51	0.00	0.00
110-2212-6411-4060-00339-1	Gen Supplies Curr Math - Bierbaum	0.00	47.54	0.00	0.00
110-2212-6411-4070-00339-1	Gen Supplies Curr Math - Blades	0.00	47.56	0.00	0.00
110-2212-6411-4080-00339-1	Gen Supplies Curr Math - Forder	0.00	99.35	0.00	0.00
110-2212-6411-4090-00339-1	Gen Supplies Curr Math - Hagemann	0.00	47.55	0.00	0.00
110-2212-6411-5000-00339-1	Gen Supplies Curr Math - Oakville Elem	0.00	47.55	0.00	0.00
110-2212-6411-5020-00339-1	Gen Supplies Curr Math - Point	0.00	449.28	0.00	0.00
110-2212-6411-5040-00339-1	Gen Supplies Curr Math - Rogers	0.00	757.88	0.00	0.00
110-2212-6411-5060-00339-1	Gen Supplies Curr Math - Trautwein	0.00	121.89	0.00	0.00
110-2212-6411-5080-00339-1	Gen Supplies Curr Math - MOSAIC	0.00	47.55	0.00	0.00
110-2212-6411-5100-00339-1	Gen Supplies Curr Math - Wohlwend	0.00	80.68	0.00	0.00
110-2212-6411-8400-00339-1	Gen Supplies Curriculum Math	3,500.00	865.63	0.00	0.00
110-2311-6411-8000-00521-1	GENERAL SUPPLIES-BOE	450.00	58.13	385.11	182.04
110-2321-6411-8000-00522-1	GENERAL SUPPLIES-SUPERINTENDENT	2,500.00	709.36	3,070.76	1,806.72



All Expenditure Accounts FY23

Account Code	Account Description	Budget Requested	1St Prior Year Actual	2Nd Prior Year Actual	3Rd Prior Year Actual
110-2641-6411-8000-00523-1	GENERAL SUPPLIES	2,750.00	1,582.73	1,689.63	2,315.42
110-2521-6411-8000-00524-1	GENERAL SUPPLIES-FINANCE	6,250.00	4,508.66	5,170.85	9,332.51
110-2321-6411-8000-00526-1	GENERAL SUPPLIES-ASST SUPERINTENDENT	750.00	137.25	750.99	950.40
110-2621-6411-8000-00527-1	GENERAL SUPPLIES	600.00	0.00	222.36	1,537.96
110-2331-6411-8100-00530-1	GENERAL SUPPLIES IT-PC	1,500.00	575.75	1,094.82	1,477.12
110-2545-6411-8100-00530-1	VEHICLE REPAIRS & MAINT PARTS-IT	700.00	387.78	849.55	634.09
110-1151-6411-1050-00532-1	Gen Supplies Print Shop - MHS	0.00	0.00	2,886.85	3,792.22
110-1151-6411-1075-00532-1	Gen Supplies Print Shop - OHS	0.00	0.00	3,459.28	4,382.44
110-1131-6411-3000-00532-1	Gen Supplies Print Shop - Buerkle	0.00	0.00	1,636.03	2,116.42
110-1131-6411-3020-00532-1	Gen Supplies Print Shop - OMS	0.00	0.00	1,771.84	2,290.54
110-1131-6411-3040-00532-1	Gen Supplies Print Shop - WMS	0.00	0.00	1,168.32	1,507.41
110-1131-6411-3060-00532-1	Gen Supplies Print Shop - Bernard	0.00	0.00	1,769.94	2,260.29
110-1111-6411-4020-00532-1	GEN SUPPLIES Print Shop - Beasley	0.00	0.00	460.09	575.50
110-1111-6411-4060-00532-1	GEN SUPPLIES Print Shop - Bierbaum	0.00	0.00	743.77	998.13
110-1111-6411-4070-00532-1	GEN SUPPLIES Print Shop - Blades	0.00	0.00	619.38	819.10
110-1111-6411-4080-00532-1	GEN SUPPLIES Print Shop - Forder	0.00	0.00	547.67	649.07
110-1111-6411-4090-00532-1	GEN SUPPLIES Print Shop - Hagemann	0.00	0.00	564.81	725.09
110-1111-6411-5000-00532-1	GEN SUPPLIES Print Shop - Oakville Elem	0.00	0.00	557.19	772.51
110-1111-6411-5020-00532-1	GEN SUPPLIES Print Shop - Point	0.00	0.00	614.31	804.39
110-1111-6411-5040-00532-1	GEN SUPPLIES Print Shop - Rogers	0.00	0.00	655.56	806.02
110-1111-6411-5060-00532-1	GEN SUPPLIES Print Shop - Trautwein	0.00	0.00	578.13	743.89
110-1111-6411-5080-00532-1	GEN SUPPLIES Print Shop - MOSAIC	0.00	0.00	371.88	474.95
110-1111-6411-5100-00532-1	GEN SUPPLIES Print Shop - Wohlwend	0.00	0.00	633.34	806.02
110-1111-6411-8100-00532-1	GENERAL SUPPLIES PRINT SHOP-ELE	7,000.00	4,331.33	0.00	0.00
110-1131-6411-8100-00532-1	GENERAL SUPPLIES PRINT SHOP-MIDDLE	7,000.00	4,331.33	0.00	0.00
110-1151-6411-8100-00532-1	GENERAL SUPPLIES PRINT SHOP-HIGH SCHOOL	7,000.00	4,331.33	0.00	0.00
110-2574-6411-8100-00532-1	GENERAL SUPPLIES-PRINT SHOP	14,000.00	2,282.63	4,361.20	12,285.70
110-2631-6411-8000-00533-1	General Supplies	6,200.00	1,644.17	9,288.49	8,965.64
110-2545-6411-8100-00534-1	VEHICLE REPAIRS & MAINT PARTS-COMMUNITY ED	300.00	0.00	108.84	14.56
110-3211-6411-8100-00534-1	GENERAL SUPPLIES- Community Ed	500.00	106.15	0.00	46.18
110-2552-6411-8200-00541-3	GENERAL SUPPLIES-TRANSPORTATION	165,000.00	108,073.10	129,694.35	174,206.72
110-2554-6411-8200-00543-3	GENERAL SUPPLIES TRANSPORTATION-SSD	8,000.00	8,007.44	6,772.88	7,767.58
110-2542-6411-8400-00550-1	GENERAL SUPPLIES-FACILITIES	21,000.00	16,178.89	20,274.41	14,570.75
110-2545-6411-8400-00550-1	VEHICLE REPAIR & MAINT PARTS-FACILITIES	12,000.00	9,722.70	9,172.16	10,463.10
110-2542-6411-8400-00560-1	GENERAL SUPPLIES-OPERATIONS CUSTODIAL	190,000.00	138,787.21	169,268.24	188,676.75
110-1151-6411-1050-00750-1	GENERAL SUPPLIES MHS-ATHLETICS	0.00	0.00	0.00	221.22
110-1151-6411-1075-00750-1	GENERAL SUPPLIES OHS-SPEECH & DEBATE	3,250.00	587.99	2,207.40	2,748.69
110-1191-6411-1050-01191-1	General Supplies - Summer School	0.00	0.00	0.00	4,165.35
110-1191-6411-1075-01191-1	GENERAL SUPPLIES-Summer School OHS	0.00	0.00	1,540.35	0.00
110-1191-6411-3060-01191-1	General Supplies - Summer School	0.00	136.58	4,485.81	0.00
110-1191-6411-4060-01191-1	General Supplies - Summer School	0.00	918.57	1,610.81	0.00
110-1191-6411-5060-01191-1	GENERAL SUPPLIES-Summer School Trautwein	0.00	474.74	980.16	0.00
110-1191-6411-5100-01191-1	GENERAL SUPPLIES-Summer School Wohlwend	0.00	1,733.17	1,976.05	0.00

All Expenditure Accounts FY23

Account Code	Account Description	Budget Requested	1St Prior Year Actual	2Nd Prior Year Actual	3Rd Prior Year Actual
110-1191-6411-8000-01191-1	General Supplies Summer School	10,000.00	6.20	0.00	0.00
110-1281-6411-7500-12810-3	GENERAL SUPPLIES-EC	13,500.00	12,105.84	12,347.24	16,503.97
110-2559-6411-8200-12810-3	GENERAL SUPPLIES TRANSPORTATION-ECC	7,500.00	2,923.86	6,231.25	7,792.24
110-3511-6411-7500-32400-3	TEACHING SUPPLIES ECC-PAT	3,000.00	896.95	1,850.10	1,694.98
110-1321-6411-1050-33200-3	General Supplies- CTE Business Ed	0.00	2,022.54	4,984.57	1,809.99
110-1331-6411-1050-33200-3	General Supplies - CTE FACS	0.00	3,992.34	2,000.76	1,142.80
110-1351-6411-1050-33200-3	GENERAL SUPPLIES - CTE Marketing	0.00	815.96	0.00	249.70
110-1371-6411-1050-33200-3	General Supplies - CTE Tech & Engineering	0.00	4,211.50	4,429.80	0.00
110-1321-6411-1075-33200-3	General Supplies- CTE Business Ed	0.00	2,925.00	3,446.97	256.52
110-1331-6411-1075-33200-3	General Supplies - CTE FACS	0.00	5,028.62	11,220.09	0.00
110-1351-6411-1075-33200-3	GENERAL SUPPLIES - CTE Marketing	0.00	909.07	199.96	0.00
110-1371-6411-1075-33200-3	General Supplies - CTE Tech & Engineering	0.00	3,523.15	0.00	0.00
110-1371-6411-8400-33200-3	General Supplies - CTE Tech & Engineering	28,000.00	0.00	0.00	0.00
110-1131-6411-3000-42300-4	Gen Supplies ESSER II - Buerkle	0.00	3,678.09	0.00	0.00
110-1131-6411-3020-42300-4	Gen Supplies ESSER II - OMS	0.00	3,678.09	0.00	0.00
110-1131-6411-3040-42300-4	Gen Supplies ESSER II - WMS	0.00	3,678.09	0.00	0.00
110-1131-6411-3060-42300-4	Gen Supplies ESSER II - Bernard	0.00	3,678.09	0.00	0.00
110-1111-6411-4020-42300-4	Gen Supplies ESSER II - Beasley	0.00	43,625.24	0.00	0.00
110-1251-6411-4020-42300-4	Gen Supplies ESSER II - Beasley	0.00	198.93	0.00	0.00
110-1111-6411-4060-42300-4	Gen Supplies ESSER II - Bierbaum	0.00	58,098.44	0.00	0.00
110-1251-6411-4060-42300-4	Gen Supplies ESSER II - Bierbaum	0.00	79.11	0.00	0.00
110-1111-6411-4070-42300-4	Gen Supplies ESSER II - Blades	0.00	68,999.81	0.00	0.00
110-1251-6411-4070-42300-4	Gen Supplies ESSER II - Blades	0.00	189.14	0.00	0.00
110-1111-6411-4080-42300-4	Gen Supplies ESSER II - Forder	0.00	46,806.63	0.00	0.00
110-1251-6411-4080-42300-4	Gen Supplies ESSER II - Forder	0.00	198.14	0.00	0.00
110-1111-6411-4090-42300-4	Gen Supplies ESSER II - Hagemann	0.00	67,384.56	0.00	0.00
110-1251-6411-4090-42300-4	Gen Supplies ESSER II - Hagemann	0.00	179.35	0.00	0.00
110-1111-6411-5000-42300-4	Gen Supplies ESSER II - Oakville Elem	0.00	67,133.00	0.00	0.00
110-1251-6411-5000-42300-4	Gen Supplies ESSER II - Oakville Elem	0.00	196.84	0.00	0.00
110-1111-6411-5020-42300-4	Gen Supplies ESSER II - Point	0.00	67,909.53	0.00	0.00
110-1251-6411-5020-42300-4	Gen Supplies ESSER II - Point	0.00	204.10	0.00	0.00
110-1111-6411-5040-42300-4	Gen Supplies ESSER II - Rogers	0.00	54,636.33	0.00	0.00
110-1251-6411-5040-42300-4	Gen Supplies ESSER II - Rogers	0.00	199.52	0.00	0.00
110-1111-6411-5060-42300-4	Gen Supplies ESSER II - Trautwein	0.00	68,206.37	0.00	0.00
110-1251-6411-5060-42300-4	Gen Supplies ESSER II - Trautwein	0.00	134.00	0.00	0.00
110-1111-6411-5080-42300-4	Gen Supplies ESSER II - MOSAIC	0.00	41,983.84	0.00	0.00
110-1251-6411-5080-42300-4	Gen Supplies ESSER II - MOSAIC	0.00	193.62	0.00	0.00
110-1111-6411-5100-42300-4	Gen Supplies ESSER II - Wohlwend	0.00	69,918.85	0.00	0.00
110-1251-6411-5100-42300-4	Gen Supplies ESSER II - Wohlwend	0.00	266.40	0.00	0.00
110-1321-6411-1050-42701-4	GEN SUPPLIES MHS - PERKINS BUSINESS ED	0.00	439.31	11,160.70	5,286.00
110-1331-6411-1050-42701-4	GEN SUPPLIES MHS - PERKINS FACS	0.00	768.68	16,467.91	2,977.74
110-1351-6411-1050-42701-4	GEN SUPPLIES MHS - PERKINS MARKETING	0.00	0.00	0.00	136.08
110-1371-6411-1050-42701-4	GEN SUPPLIES MHS - PERKINS TECH & ENGINEERING	0.00	8,324.65	30,818.68	21,458.35

All Expenditure Accounts FY23

Account Code	Account Description	Budget Requested	1St Prior Year Actual	2Nd Prior Year Actual	3Rd Prior Year Actual
110-1321-6411-1075-42701-4	GEN SUPPLIES - OHS PERKINS BUSINESS ED	0.00	5,055.96	9,885.38	4,514.03
110-1331-6411-1075-42701-4	GEN SUPPLIES - OHS PERKINS FACS	0.00	7,748.45	6,625.22	3,477.16
110-1351-6411-1075-42701-4	GEN SUPPLIES - OHS PERKINS MARKETING	0.00	0.00	2,639.72	2,031.60
110-1371-6411-1075-42701-4	GEN SUPPLIES - OHS PERKINS TECH&ENGINEERING	0.00	20,405.06	17,682.68	28,183.78
110-1371-6411-3000-42701-4	Gen Supplies Perkins Tech&Engineering-Buerkle	0.00	0.00	428.00	0.00
110-1371-6411-3020-42701-4	Gen Supplies Perkins Tech&Engineering- OMS	0.00	0.00	428.00	0.00
110-1371-6411-3040-42701-4	Gen Supplies Perkins Tech&Engineering- WMS	0.00	0.00	428.00	0.00
110-1371-6411-3060-42701-4	Gen Supplies Perkins Tech&Engineering-Bernard	0.00	0.00	428.00	0.00
110-2213-6411-8400-42701-4	GENERAL SUPPLIES	64,000.00	0.00	0.00	0.00
110-1223-6411-7500-44201-4	GENERAL SUPPLIES - ECSE Part B IDEA	11,200.00	1,242.30	17,081.00	3,919.20
110-1111-6411-4020-45100-4	GENERAL SUPPLIES Title I - Beasley	0.00	8,427.32	23,390.24	6,787.14
110-1251-6411-4020-45100-4	GENERAL SUPPLIES Title I - Beasley	0.00	67.99	4,364.13	0.00
110-1111-6411-4060-45100-4	GENERAL SUPPLIES Title I - Bierbaum	0.00	14,541.04	112,408.43	15,485.54
110-1251-6411-4060-45100-4	GENERAL SUPPLIES - Bierbaum	0.00	2,242.89	15,498.07	9,638.99
110-2122-6411-4060-45100-4	GENERAL SUPPLIES Title I - Bierbaum	0.00	3,194.31	0.00	0.00
110-1111-6411-4080-45100-4	GENERAL SUPPLIES Title I - Forder	0.00	9,839.92	26,583.57	36,760.76
110-1251-6411-4080-45100-4	GENERAL SUPPLIES - Forder	0.00	3,763.29	10,519.05	8,075.55
110-2122-6411-4080-45100-4	GENERAL SUPPLIES Title I - Forder	0.00	816.94	0.00	0.00
110-3711-6411-8000-45100-4	GENERAL SUPPLIES Title I - NonPublic	15,000.00	231.00	20,394.89	3,324.00
110-1195-6411-1050-46100-4	Gen Supplies Virtual Acad Title IV - MHS	0.00	413.60	20.59	0.00
110-2125-6411-1050-46100-4	General Supplies - Title IV.A MHS	0.00	1,852.95	1,852.95	2,625.00
110-1195-6411-1075-46100-4	Gen Supplies Virtual Acad Title IV - OHS	0.00	413.60	20.59	0.00
110-2125-6411-1075-46100-4	General Supplies - Title IV.A OHS	0.00	1,852.95	1,852.95	2,625.00
110-1195-6411-3000-46100-4	Gen Supplies Virtual Acad Title IV - Buerkle	0.00	689.31	20.59	0.00
110-2125-6411-3000-46100-4	General Supplies - Title IV.A Buerkle	0.00	1,852.94	1,852.94	1,750.00
110-1195-6411-3020-46100-4	Gen Supplies Virtual Acad Title IV - OMS	0.00	689.31	20.59	0.00
110-2125-6411-3020-46100-4	General Supplies - Title IV.A OMS	0.00	1,852.94	1,852.94	1,750.00
110-1195-6411-3040-46100-4	Gen Supplies Virtual Acad Title IV - WMS	0.00	689.87	20.59	0.00
110-2125-6411-3040-46100-4	General Supplies - Title IV.A WMS	0.00	1,852.94	1,852.94	1,750.00
110-1195-6411-3060-46100-4	Gen Supplies Virtual Acad Title IV - Bernard	0.00	689.31	20.59	0.00
110-2125-6411-3060-46100-4	General Supplies - Title IV.A Bernard	0.00	1,852.94	1,852.94	1,750.00
110-1195-6411-4020-46100-4	Gen Supplies Virtual Acad Title IV - Beasley	0.00	797.44	20.58	0.00
110-2125-6411-4020-46100-4	General Supplies - Title IV.A Beasley	0.00	1,852.94	1,852.94	1,750.00
110-1195-6411-4060-46100-4	Gen Supplies Virtual Acad Title IV - Bierbaum	0.00	797.44	20.58	0.00
110-2125-6411-4060-46100-4	General Supplies - Title IV.A Bierbaum	0.00	1,852.94	1,852.94	1,750.00
110-1195-6411-4070-46100-4	Gen Supplies Virtual Acad Title IV - Blades	0.00	797.44	20.58	0.00
110-2125-6411-4070-46100-4	General Supplies - Title IV.A Blades	0.00	1,852.94	1,852.94	1,750.00
110-1195-6411-4080-46100-4	Gen Supplies Virtual Acad Title IV - Forder	0.00	797.44	20.58	0.00
110-2125-6411-4080-46100-4	General Supplies - Title IV.A Forder	0.00	1,852.94	1,852.94	1,750.00
110-1195-6411-4090-46100-4	Gen Supplies Virtual Acad Title IV - Hagemann	0.00	797.44	20.58	0.00
110-2125-6411-4090-46100-4	General Supplies - Title IV.A Hagemann	0.00	1,852.94	1,852.94	1,750.00
110-1195-6411-5000-46100-4	Gen Supplies Virtual Acad Title IV- Oak Elem	0.00	797.44	20.58	0.00
110-2125-6411-5000-46100-4	General Supplies - Title IV.A Oakville Elem	0.00	1,852.94	1,852.94	1,750.00

All Expenditure Accounts FY23

Account Code	Account Description	Budget Requested	1St Prior Year Actual	2Nd Prior Year Actual	3Rd Prior Year Actual
110-1195-6411-5020-46100-4	Gen Supplies Virtual Acad Title IV - Point	0.00	797.44	20.58	0.00
110-2125-6411-5020-46100-4	General Supplies - Title IV.A Point	0.00	1,852.94	1,852.94	1,750.00
110-1195-6411-5040-46100-4	Gen Supplies Virtual Acad Title IV - Rogers	0.00	797.44	20.58	0.00
110-2125-6411-5040-46100-4	General Supplies - Title IV.A Rogers	0.00	1,852.94	1,852.94	1,750.00
110-1195-6411-5060-46100-4	Gen Supplies Virtual Acad Title IV -Trautwein	0.00	797.44	20.58	0.00
110-2125-6411-5060-46100-4	General Supplies - Title IV.A Trautwein	0.00	1,852.94	1,852.94	1,750.00
110-1195-6411-5080-46100-4	Gen Supplies Virtual Acad Title IV -MOSAIC	0.00	797.44	20.58	0.00
110-2125-6411-5080-46100-4	General Supplies - Title IV.A MOSAIC	0.00	1,852.94	1,852.94	1,750.00
110-1195-6411-5100-46100-4	Gen Supplies Virtual Acad Title IV - Wohlwend	0.00	797.67	20.59	0.00
110-2125-6411-5100-46100-4	General Supplies - Title IV.A Wohlwend	0.00	1,852.94	1,852.94	1,750.00
110-2125-6411-8000-46100-4	GENERAL SUPPLIES	31,500.00	0.00	0.00	0.00
110-3711-6411-8000-46100-4	GENERAL SUPPLIES Title IV.A - Non Public	0.00	0.00	4,550.71	1,794.00
110-1271-6411-1050-46200-4	GENERAL SUPPLIES - MHS	0.00	2,282.52	4,227.39	493.55
110-1271-6411-1075-46200-4	GENERAL SUPPLIES - OHS	0.00	1,881.05	933.85	0.00
110-1271-6411-3000-46200-4	GENERAL SUPPLIES - Buerkle	0.00	2,561.12	4,927.21	5,986.24
110-1271-6411-3020-46200-4	GENERAL SUPPLIES - OMS	0.00	1,271.24	3,557.55	0.00
110-1271-6411-3040-46200-4	GENERAL SUPPLIES - WMS	0.00	1,365.76	3,568.67	0.00
110-1271-6411-3060-46200-4	GENERAL SUPPLIES - Bernard	0.00	2,901.06	2,941.66	0.00
110-1271-6411-4020-46200-4	GENERAL SUPPLIES - Beasley	0.00	650.12	672.14	108.25
110-1271-6411-4060-46200-4	GENERAL SUPPLIES - Bierbaum	0.00	564.73	672.14	159.72
110-1271-6411-4070-46200-4	GENERAL SUPPLIES - Blades	0.00	515.79	672.14	74.44
110-1271-6411-4080-46200-4	GENERAL SUPPLIES - Forder	0.00	1,176.51	1,497.38	0.00
110-1271-6411-4090-46200-4	GENERAL SUPPLIES - Hagemann	0.00	467.60	817.10	0.00
110-1271-6411-5000-46200-4	GENERAL SUPPLIES - Oakville Elem	0.00	501.21	672.17	0.00
110-1271-6411-5020-46200-4	GENERAL SUPPLIES - Point	0.00	1,317.42	1,013.54	0.00
110-1271-6411-5040-46200-4	GENERAL SUPPLIES - Rogers	0.00	1,284.22	988.99	0.00
110-1271-6411-5060-46200-4	GENERAL SUPPLIES - Trautwein	0.00	647.90	891.56	0.00
110-1271-6411-5080-46200-4	GENERAL SUPPLIES - MOSAIC	0.00	261.72	1,852.17	0.00
110-1271-6411-5100-46200-4	GENERAL SUPPLIES - Wohlwend	0.00	504.31	1,061.98	0.00
110-1271-6411-7500-46200-4	GENERAL SUPPLIES Title III - Early Childhood	0.00	903.00	0.00	0.00
110-1271-6411-8000-46200-4	GENERAL SUPPLIES- TITLE III-LEP	31,000.00	0.00	0.00	0.00
110-2213-6411-1050-46500-4	GENERAL SUPPLIES Title II - MHS	0.00	0.00	44.13	0.00
110-2213-6411-1075-46500-4	GENERAL SUPPLIES Title II - OHS	0.00	0.00	44.13	0.00
110-2213-6411-3000-46500-4	GENERAL SUPPLIES Title II - Buerkle	0.00	0.00	44.12	0.00
110-2213-6411-3020-46500-4	GENERAL SUPPLIES Title II - OMS	0.00	0.00	44.13	0.00
110-2213-6411-3040-46500-4	GENERAL SUPPLIES Title II - WMS	0.00	0.00	44.13	0.00
110-2213-6411-3060-46500-4	GENERAL SUPPLIES Title II - Bernard	0.00	0.00	44.12	0.00
110-2213-6411-4020-46500-4	GENERAL SUPPLIES Title II - Beasley	0.00	0.00	44.11	0.00
110-2213-6411-4060-46500-4	GENERAL SUPPLIES Title II - Bierbaum	0.00	0.00	44.11	0.00
110-2213-6411-4070-46500-4	GENERAL SUPPLIES Title II - Blades	0.00	0.00	44.11	0.00
110-2213-6411-4080-46500-4	GENERAL SUPPLIES Title II - Forder	0.00	0.00	44.11	0.00
110-2213-6411-4090-46500-4	GENERAL SUPPLIES Title II - Hagemann	0.00	0.00	44.11	0.00
110-2213-6411-5000-46500-4	GENERAL SUPPLIES Title II - Oakville Elem	0.00	0.00	44.11	0.00

*All Expenditure Accounts FY23*

Account Code	Account Description	Budget Requested	1St Prior Year Actual	2Nd Prior Year Actual	3Rd Prior Year Actual
110-2213-6411-5020-46500-4	GENERAL SUPPLIES Title II - Point	0.00	0.00	44.11	0.00
110-2213-6411-5040-46500-4	GENERAL SUPPLIES Title II - Rogers	0.00	0.00	44.12	0.00
110-2213-6411-5060-46500-4	GENERAL SUPPLIES Title II - Trautwein	0.00	0.00	44.12	0.00
110-2213-6411-5080-46500-4	GENERAL SUPPLIES Title II - MOSAIC	0.00	0.00	44.11	0.00
110-2213-6411-5100-46500-4	GENERAL SUPPLIES Title II - Wohlwend	0.00	0.00	44.12	0.00
110-3711-6411-8000-46500-4	GENERAL SUPPLIES Non Public - Title II	22,000.00	925.00	2,550.00	3,341.60
500-2545-6411-8400-00531-1	VEHICLE REPAIR & MAINT PARTS-FOOD SERVICE	350.00	538.16	160.64	1,754.15
500-2562-6411-8400-00531-1	GENERAL SUPPLIES-FOOD SERVICE	32,000.00	28,920.96	23,536.35	28,437.82
<b>OBJECT 6411 TOTAL</b>	<b>GENERAL SUPPLIES</b>	<b>2,624,150.00</b>	<b>2,095,592.68</b>	<b>2,089,738.91</b>	<b>2,078,146.86</b>
110-1391-6412-1050-00337-1	SUPPLIES TECH RELATED College & Career	0.00	5,727.50	2,852.35	0.00
110-1391-6412-1075-00337-1	SUPPLIES TECH RELATED College & Career	0.00	6,000.00	3,417.08	0.00
110-1391-6412-3000-00337-1	SUPPLIES TECH RELATED	0.00	0.00	1,342.95	0.00
110-1391-6412-3020-00337-1	SUPPLIES TECH RELATED	0.00	0.00	1,454.29	0.00
110-1391-6412-3040-00337-1	SUPPLIES TECH RELATED	0.00	0.00	959.58	0.00
110-1391-6412-3060-00337-1	SUPPLIES TECH RELATED	0.00	0.00	1,452.00	0.00
110-1391-6412-8400-00337-1	SUPPLIES TECH RELATED College & Career	14,000.00	0.00	0.00	0.00
110-1151-6412-1050-00340-1	Classroom Technology - MHS	0.00	0.00	0.00	4,305.80
110-1131-6412-3040-00340-1	Classroom Technology - WMS	0.00	0.00	448.97	0.00
110-1131-6412-3060-00340-1	Classroom Technology - Bernard	0.00	0.00	0.00	334.99
110-1111-6412-4080-00340-1	Classroom Technology - Forder	0.00	0.00	0.00	940.00
110-1111-6412-4090-00340-1	Classroom Technology - Hagemann	0.00	0.00	18.55	0.00
110-1111-6412-5080-00340-1	Classroom Technology - MOSAIC	0.00	0.00	0.00	2,235.00
110-1151-6412-1050-00341-1	One To One - MHS	0.00	5,940.00	25,029.50	148,500.00
110-1151-6412-1075-00341-1	One To One - OHS	0.00	6,210.00	25,029.50	148,500.00
110-1131-6412-3000-00341-1	One To One - Buerkle	0.00	73,710.00	50,622.30	0.00
110-1131-6412-3020-00341-1	One To One - OMS	0.00	71,010.00	0.00	0.00
110-1131-6412-3040-00341-1	One To One - WMS	0.00	52,110.00	0.00	231,000.00
110-1131-6412-3060-00341-1	One To One - Bernard	0.00	73,710.00	0.00	0.00
110-1111-6412-4020-00341-1	One To One - Beasley	0.00	34,200.00	9,010.62	26,400.00
110-1111-6412-4060-00341-1	One To One - Bierbaum	0.00	53,910.00	9,010.62	49,500.00
110-1111-6412-4070-00341-1	One To One - Blades	0.00	45,810.00	9,010.62	42,900.00
110-1111-6412-4080-00341-1	One To One - Forder	0.00	41,670.00	9,010.62	33,000.00
110-1111-6412-4090-00341-1	One To One - Hagemann	0.00	41,670.00	9,010.62	33,000.00
110-1111-6412-5000-00341-1	One To One - Oakville Elem	0.00	39,600.00	9,010.62	23,100.00
110-1111-6412-5020-00341-1	One To One - Point	0.00	41,670.00	9,010.62	26,400.00
110-1111-6412-5040-00341-1	One To One - Rogers	0.00	48,510.00	9,010.62	19,800.00
110-1111-6412-5060-00341-1	One To One - Trautwein	0.00	48,510.00	9,010.62	46,200.00
110-1111-6412-5080-00341-1	One To One - MOSAIC	0.00	54,990.00	0.00	0.00
110-1111-6412-5100-00341-1	One To One - Wohlwend	0.00	47,070.00	9,010.64	29,700.00
110-2225-6412-8100-00341-1	ONE-TO-ONE TECHNOLOGY	983,500.00	0.00	0.00	0.00
110-2331-6412-8100-00530-1	SUPPLIES TECH RELATED	15,000.00	1,499.25	19.20	10,251.21
110-1151-6412-1075-00750-1	Supplies Tech Related	750.00	213.71	664.61	367.57
110-2331-6412-1050-42300-4	SUPPLIES TECH RELATED ESSER II - MHS	0.00	5,805.62	0.00	0.00

All Expenditure Accounts FY23

Account Code	Account Description	Budget Requested	1St Prior Year Actual	2Nd Prior Year Actual	3Rd Prior Year Actual
110-2331-6412-1075-42300-4	SUPPLIES TECH RELATED ESSERII - OHS	0.00	5,805.61	0.00	0.00
110-2331-6412-4020-42300-4	SUPPLIES TECH RELATED ESSER II - BEASLEY	0.00	5,190.00	0.00	0.00
110-2331-6412-4060-42300-4	SUPPLIES TECH RELATED ESSER II - BIERBAUM	0.00	5,190.00	0.00	0.00
110-2331-6412-4070-42300-4	SUPPLIES TECH RELATED ESSER II - BLADES	0.00	5,190.00	0.00	0.00
110-2331-6412-4080-42300-4	SUPPLIES TECH RELATED ESSER II - FORDER	0.00	5,190.00	0.00	0.00
110-2331-6412-4090-42300-4	SUPPLIES TECH RELATED ESSER II - HAGEMANN	0.00	5,190.00	0.00	0.00
110-2331-6412-5000-42300-4	SUPPLIES TECH RELATED ESSER II - OES	0.00	5,190.00	0.00	0.00
110-2331-6412-5020-42300-4	SUPPLIES TECH RELATED ESSER II - POINT	0.00	5,190.00	0.00	0.00
110-2331-6412-5040-42300-4	SUPPLIES TECH RELATED ESSER II - ROGERS	0.00	5,190.00	0.00	0.00
110-2331-6412-5060-42300-4	SUPPLIES TECH RELATED ESSER II - TRAUTWEIN	0.00	5,190.00	0.00	0.00
110-2331-6412-5080-42300-4	SUPPLIES TECH RELATED ESSER II - MOSAIC	0.00	5,190.00	0.00	0.00
110-2331-6412-5100-42300-4	SUPPLIES TECH RELATED ESSER II - WOHLWEND	0.00	5,190.00	0.00	0.00
110-1151-6412-1050-42804-4	Tech Supplies CARES K12 CRF - MHS	0.00	0.00	78,470.50	0.00
110-1151-6412-1075-42804-4	Tech Supplies CARES K12 CRF - OHS	0.00	0.00	78,470.50	0.00
110-1131-6412-3000-42804-4	Tech Supplies CARES K12 CRF - Buerkle	0.00	0.00	110,377.70	0.00
110-1111-6412-4020-42804-4	Tech Supplies CARES K12 CRF - Beasley	0.00	0.00	28,249.38	0.00
110-1111-6412-4060-42804-4	Tech Supplies CARES K12 CRF - Bierbaum	0.00	0.00	28,249.38	0.00
110-1111-6412-4070-42804-4	Tech Supplies CARES K12 CRF - Blades	0.00	0.00	28,249.38	0.00
110-1111-6412-4080-42804-4	Tech Supplies CARES K12 CRF - Forder	0.00	0.00	28,249.38	0.00
110-1111-6412-4090-42804-4	Tech Supplies CARES K12 CRF - Hagemann	0.00	0.00	28,249.38	0.00
110-1111-6412-5000-42804-4	Tech Supplies CARES K12 CRF - Oakville Elem	0.00	0.00	28,249.38	0.00
110-1111-6412-5020-42804-4	Tech Supplies CARES K12 CRF - Point	0.00	0.00	28,249.38	0.00
110-1111-6412-5040-42804-4	Tech Supplies CARES K12 CRF - Rogers	0.00	0.00	28,249.38	0.00
110-1111-6412-5060-42804-4	Tech Supplies CARES K12 CRF - Trautwein	0.00	0.00	28,249.38	0.00
110-1111-6412-5100-42804-4	Tech Supplies CARES K12 CRF - Wohlwend	0.00	0.00	28,249.36	0.00
<b>OBJECT 6412 TOTAL</b>	<b>SUPPLIES TECH RELATED</b>	<b>1,013,250.00</b>	<b>862,441.69</b>	<b>753,229.58</b>	<b>876,434.57</b>
110-1151-6431-1050-00331-1	TEXTBOOK - MHS	0.00	34,413.02	77,030.59	250,456.81
110-1151-6431-1075-00331-1	TEXTBOOK - OHS	0.00	57,804.41	85,394.15	267,684.43
110-1131-6431-3000-00331-1	TEXTBOOK - Buerkle	0.00	7,684.37	12,078.40	60,185.93
110-1131-6431-3020-00331-1	TEXTBOOK - OMS	0.00	7,131.70	11,975.70	55,257.23
110-1131-6431-3040-00331-1	TEXTBOOK - WMS	0.00	8,611.50	11,233.23	41,601.15
110-1131-6431-3060-00331-1	TEXTBOOK - Bernard	0.00	7,191.82	10,354.12	51,225.42
110-1111-6431-4020-00331-1	TEXTBOOK - Beasley	0.00	8,571.07	2,237.67	19,502.42
110-1111-6431-4060-00331-1	TEXTBOOK - Bierbaum	0.00	9,699.79	3,632.27	12,869.09
110-1111-6431-4070-00331-1	TEXTBOOK - Blades	0.00	8,963.79	2,709.28	7,897.81
110-1111-6431-4080-00331-1	TEXTBOOK - Forder	0.00	16,557.48	2,677.65	8,325.38
110-1111-6431-4090-00331-1	TEXTBOOK - Hagemann	0.00	10,156.84	2,477.67	12,315.66
110-1111-6431-5000-00331-1	TEXTBOOK - Oakville Elem	0.00	9,358.07	2,410.15	8,204.75
110-1111-6431-5020-00331-1	TEXTBOOK - Point	0.00	12,038.45	2,950.81	8,783.32
110-1111-6431-5040-00331-1	TEXTBOOK - Rogers	0.00	9,122.64	2,502.33	13,142.34
110-1111-6431-5060-00331-1	TEXTBOOK - Trautwein	0.00	13,502.93	2,343.28	6,981.87
110-1111-6431-5080-00331-1	TEXTBOOK - MOSAIC	0.00	7,856.84	2,528.18	5,521.53
110-1111-6431-5100-00331-1	TEXTBOOK - Wohlwend	0.00	9,797.93	2,827.24	7,673.23

All Expenditure Accounts FY23

Account Code	Account Description	Budget Requested	1St Prior Year Actual	2Nd Prior Year Actual	3Rd Prior Year Actual
110-1111-6431-8000-00331-1	TEXTBOOKS	794,000.00	0.00	0.00	0.00
110-1151-6431-1050-42400-4	TEXTBOOK - CARES - MHS	0.00	0.00	248,950.83	0.00
110-1151-6431-1075-42400-4	TEXTBOOK - CARES - OHS	0.00	0.00	252,400.85	0.00
110-1131-6431-3000-42400-4	TEXTBOOK - CARES - BUERKLE	0.00	0.00	19,844.12	0.00
110-1131-6431-3020-42400-4	TEXTBOOK - CARES - OMS	0.00	0.00	11,515.17	0.00
110-1131-6431-3040-42400-4	TEXTBOOK - CARES - WMS	0.00	0.00	12,549.12	0.00
110-1131-6431-3060-42400-4	TEXTBOOK - CARES - BERNARD	0.00	0.00	10,845.17	0.00
110-1111-6431-4020-42400-4	TEXTBOOK - CARES - BEASLEY	0.00	0.00	12,594.05	0.00
110-1111-6431-4060-42400-4	TEXTBOOK - CARES - BIERBAUM	0.00	0.00	12,616.84	0.00
110-1111-6431-4070-42400-4	TEXTBOOK - CARES - BLADES	0.00	0.00	12,119.29	0.00
110-1111-6431-4080-42400-4	TEXTBOOK - CARES - FORDER	0.00	0.00	11,800.44	0.00
110-1111-6431-4090-42400-4	TEXTBOOK - CARES - HAGEMANN	0.00	0.00	13,668.00	0.00
110-1111-6431-5000-42400-4	TEXTBOOK - CARES - OAKVILLE ELEM	0.00	0.00	11,782.05	0.00
110-1111-6431-5020-42400-4	TEXTBOOK - CARES - POINT	0.00	0.00	15,918.85	0.00
110-1111-6431-5040-42400-4	TEXTBOOK - CARES - ROGERS	0.00	0.00	14,381.20	0.00
110-1111-6431-5060-42400-4	TEXTBOOK - CARES - TRAUTWEIN	0.00	0.00	12,794.05	0.00
110-1111-6431-5080-42400-4	TEXTBOOK - CARES - MOSAIC	0.00	0.00	18,732.44	0.00
110-1111-6431-5100-42400-4	TEXTBOOK - CARES - WOHLWEND	0.00	0.00	12,060.90	0.00
110-3711-6431-8000-42400-4	TEXTBOOK CARES - NonPublic	0.00	0.00	18,863.12	0.00
110-1131-6431-3000-46100-4	TEXTBOOK Title IV.A - Buerkle	0.00	3,999.00	0.00	0.00
110-1131-6431-3020-46100-4	TEXTBOOK Title IV.A - OMS	0.00	3,999.00	0.00	0.00
110-1131-6431-3040-46100-4	TEXTBOOK Title IV.A - WMS	0.00	680.63	0.00	0.00
110-1131-6431-3060-46100-4	TEXTBOOK Title IV.A - Bernard	0.00	680.63	0.00	0.00
<b>OBJECT 6431 TOTAL</b>	<b>TEXTBOOK</b>	<b>794,000.00</b>	<b>247,821.91</b>	<b>960,799.21</b>	<b>837,628.37</b>
110-2222-6441-1050-00336-1	LIBRARY BOOKS - MHS	0.00	3,355.31	10,914.59	18,539.21
110-2222-6441-1075-00336-1	LIBRARY BOOKS - OHS	0.00	7,267.56	12,296.59	19,747.91
110-2222-6441-3000-00336-1	LIBRARY BOOKS - Buerkle	0.00	0.00	6,891.73	10,475.67
110-2222-6441-3020-00336-1	LIBRARY BOOKS - OMS	0.00	6,405.17	8,350.42	10,861.98
110-2222-6441-3040-00336-1	LIBRARY BOOKS - WMS	0.00	5,800.47	5,772.02	7,762.26
110-2222-6441-3060-00336-1	LIBRARY BOOKS - Bernard	0.00	7,224.47	7,738.61	10,414.87
110-2222-6441-4020-00336-1	LIBRARY BOOKS - Beasley	0.00	6,751.54	3,711.93	5,222.30
110-2222-6441-4060-00336-1	LIBRARY BOOKS - Bierbaum	0.00	4,732.76	6,657.72	9,196.50
110-2222-6441-4070-00336-1	LIBRARY BOOKS - Blades	0.00	7,974.48	5,389.56	5,571.54
110-2222-6441-4080-00336-1	LIBRARY BOOKS - Forder	0.00	4,223.91	4,377.21	5,947.04
110-2222-6441-4090-00336-1	LIBRARY BOOKS - Hagemann	0.00	4,251.21	4,688.59	6,532.31
110-2222-6441-5000-00336-1	LIBRARY BOOKS - Oakville Elem	0.00	125.79	4,571.97	6,886.20
110-2222-6441-5020-00336-1	LIBRARY BOOKS - Point	0.00	4,331.70	5,288.95	7,376.94
110-2222-6441-5040-00336-1	LIBRARY BOOKS - Rogers	0.00	1,408.50	5,088.19	7,461.94
110-2222-6441-5060-00336-1	LIBRARY BOOKS - Trautwein	0.00	3,150.41	5,028.30	6,579.27
110-2222-6441-5080-00336-1	LIBRARY BOOKS - MOSAIC	0.00	3,105.83	3,034.92	4,430.85
110-2222-6441-5100-00336-1	LIBRARY BOOKS - Wohlwend	0.00	3,391.97	5,162.51	6,832.57
110-2222-6441-8400-00336-1	LIBRARY BOOKS	110,000.00	0.00	0.00	0.00
<b>OBJECT 6441 TOTAL</b>	<b>LIBRARY BOOKS</b>	<b>110,000.00</b>	<b>73,501.08</b>	<b>104,963.81</b>	<b>149,839.36</b>

All Expenditure Accounts FY23

Account Code	Account Description	Budget Requested	1St Prior Year Actual	2Nd Prior Year Actual	3Rd Prior Year Actual
110-2222-6451-1050-00336-1	PERIODICALS - MHS	0.00	7,260.93	10,836.76	10,386.33
110-2222-6451-1075-00336-1	PERIODICALS - OHS	0.00	5,700.94	12,687.89	12,183.08
110-2222-6451-3000-00336-1	PERIODICALS - Buerkle	0.00	480.57	2,409.19	2,098.21
110-2222-6451-3020-00336-1	PERIODICALS - OMS	0.00	309.06	2,223.12	2,359.10
110-2222-6451-3040-00336-1	PERIODICALS - WMS	0.00	155.42	1,421.13	1,483.01
110-2222-6451-3060-00336-1	PERIODICALS - Bernard	0.00	200.11	2,156.25	2,115.60
110-2222-6451-4020-00336-1	PERIODICALS - Beasley	0.00	0.00	806.85	798.09
110-2222-6451-4060-00336-1	PERIODICALS - Bierbaum	0.00	145.37	1,539.32	1,537.81
110-2222-6451-4070-00336-1	PERIODICALS - Blades	0.00	148.12	1,460.68	1,352.23
110-2222-6451-4080-00336-1	PERIODICALS - Forder	0.00	220.91	1,094.38	1,113.63
110-2222-6451-4090-00336-1	PERIODICALS - Hagemann	0.00	221.77	1,289.24	1,240.18
110-2222-6451-5000-00336-1	PERIODICALS - Oakville Elem	0.00	165.41	1,439.38	1,392.55
110-2222-6451-5020-00336-1	PERIODICALS - Point	0.00	114.48	1,196.28	1,184.05
110-2222-6451-5040-00336-1	PERIODICALS - Rogers	0.00	245.39	1,313.15	1,326.42
110-2222-6451-5060-00336-1	PERIODICALS - Trautwein	0.00	94.56	1,408.82	1,391.47
110-2222-6451-5080-00336-1	PERIODICALS - MOSAIC	0.00	176.31	920.40	938.18
110-2222-6451-5100-00336-1	PERIODICALS - Wohlwend	0.00	50.00	1,108.75	1,075.60
110-2222-6451-8400-00336-1	PERIODICALS	47,000.00	24,026.88	0.00	0.00
110-2521-6451-8000-00524-1	PERIODICALS	700.00	329.94	599.88	539.88
<b>OBJECT 6451 TOTAL</b>	<b>PERIODICALS</b>	<b>47,700.00</b>	<b>40,046.17</b>	<b>45,911.47</b>	<b>44,515.42</b>
500-2562-6471-8400-00531-1	FOOD SUPPLIES	1,900,000.00	1,077,895.18	1,039,188.80	1,403,584.53
<b>OBJECT 6471 TOTAL</b>	<b>FOOD SUPPLIES</b>	<b>1,900,000.00</b>	<b>1,077,895.18</b>	<b>1,039,188.80</b>	<b>1,403,584.53</b>
110-1193-6481-1050-00318-1	ELECTRIC - SCOPE	9,000.00	3,705.41	3,081.55	3,597.58
110-1193-6481-1075-00318-1	ELECTRIC - SCOPE	0.00	2,453.07	3,081.54	3,597.58
110-2542-6481-1050-00334-1	ELECTRIC MHS-AUDITORIUM	0.00	19,845.74	23,701.53	28,426.88
110-2552-6481-8200-00541-3	ELECTRIC-TRANSPORTATION	0.00	6,538.38	10,104.02	10,507.84
110-2554-6481-8200-00543-3	ELECTRIC-TRANSPORTATION-SSD	0.00	1,133.32	1,751.36	1,821.35
110-2542-6481-1050-00800-1	ELECTRIC-MHS	0.00	147,503.89	174,780.58	205,821.04
110-2542-6481-1075-00800-1	ELECTRIC-OHS	0.00	127,775.05	137,875.49	178,591.89
110-2542-6481-3000-00800-1	ELECTRIC-BUERKLE	0.00	48,448.46	57,996.09	70,855.54
110-2542-6481-3020-00800-1	ELECTRIC-OMS	0.00	65,206.24	75,262.16	103,962.39
110-2542-6481-3040-00800-1	ELECTRIC-WMS	0.00	64,736.70	86,798.06	106,702.32
110-2542-6481-3060-00800-1	ELECTRIC-BERNARD	0.00	76,851.98	77,790.15	116,885.48
110-2542-6481-4020-00800-1	ELECTRIC-BEASELY	0.00	63,220.04	78,118.49	88,700.64
110-2542-6481-4060-00800-1	ELECTRIC-BIERBAUM	0.00	43,959.60	53,771.79	57,712.12
110-2542-6481-4070-00800-1	ELECTRIC-BLADES	0.00	51,293.05	57,509.18	60,647.77
110-2542-6481-4080-00800-1	ELECTRIC-FORDER	0.00	42,040.65	75,879.06	84,293.92
110-2542-6481-4090-00800-1	ELECTRIC-HAGEMANN	0.00	31,867.90	46,326.23	78,850.28
110-2542-6481-5000-00800-1	ELECTRIC-OES	0.00	43,817.03	55,880.18	65,397.67
110-2542-6481-5020-00800-1	ELECTRIC-POINT	0.00	53,838.07	62,659.99	74,290.09
110-2542-6481-5040-00800-1	ELECTRIC-ROGERS	0.00	46,311.28	53,907.16	63,922.30
110-2542-6481-5060-00800-1	ELECTRIC-TRAUTWEIN	0.00	36,308.96	39,632.74	49,678.82
110-2542-6481-5080-00800-1	ELECTRIC-MOSAIC	0.00	18,784.21	27,842.36	29,318.45



*All Expenditure Accounts FY23*

Account Code	Account Description	Budget Requested	1St Prior Year Actual	2Nd Prior Year Actual	3Rd Prior Year Actual
110-2542-6481-5100-00800-1	ELECTRIC-WOHLWEND	0.00	36,154.07	40,341.66	47,597.88
110-2542-6481-8000-00800-1	ELECTRIC - CENTRAL OFFICE	1,628,500.00	10,480.17	0.00	0.00
110-2542-6481-8001-00800-1	ELECTRIC- OLD CENTRAL OFFICE	0.00	18,518.25	25,023.28	28,427.64
110-2542-6481-8100-00800-1	ELECTRIC-WITZEL	0.00	4,906.14	6,163.05	7,195.15
110-2542-6481-8300-00800-1	ELECTRIC-SWIMMING POOL	0.00	22,963.55	27,412.67	30,299.55
110-2542-6481-8400-00800-1	ELECTRIC - JB BUILDING	0.00	7,104.74	19,536.44	10,570.45
110-1281-6481-7500-12810-3	ELECTRIC-ECC	33,000.00	23,693.40	29,005.41	29,517.13
110-2559-6481-8200-12810-3	ELECTRIC-TRANSPORTATION-ECC	0.00	1,046.14	1,616.63	1,681.24
500-2562-6481-8400-00531-1	ELECTRIC-FOOD SERVICE	105,000.00	71,377.95	75,259.05	94,996.05
<b>OBJECT 6481 TOTAL</b>	<b>ELECTRIC</b>	<b>1,775,500.00</b>	<b>1,191,883.44</b>	<b>1,428,107.90</b>	<b>1,733,867.04</b>
110-1193-6483-1050-00318-1	FUEL FOR HEAT - SCOPE	9,000.00	1,250.32	3,981.38	2,169.53
110-1193-6483-1075-00318-1	FUEL FOR HEAT - SCOPE	0.00	759.02	3,981.38	2,169.53
110-2542-6483-1050-00334-1	FUEL FOR HEAT MHS- AUDITORIUM	0.00	959.16	4,170.94	2,158.76
110-2552-6483-8200-00541-3	FUEL FOR HEAT-TRANSPORTATION	0.00	569.77	2,745.33	1,553.43
110-2554-6483-8200-00543-3	FUEL FOR HEAT TRANSPORTATION-SSD	0.00	98.76	475.85	269.26
110-2542-6483-1050-00800-1	FUEL FOR HEAT-MHS	0.00	9,534.05	41,992.08	21,457.87
110-2542-6483-1075-00800-1	FUEL FOR HEAT-OHS	0.00	11,215.28	40,710.25	22,166.25
110-2542-6483-3000-00800-1	FUEL FOR HEAT-BUERKLE	0.00	6,180.96	15,650.00	9,574.03
110-2542-6483-3020-00800-1	FUEL FOR HEAT-OMS	0.00	3,897.94	15,200.77	7,576.68
110-2542-6483-3040-00800-1	FUEL FOR HEAT-WMS	0.00	7,626.37	20,162.05	16,226.58
110-2542-6483-3060-00800-1	FUEL FOR HEAT-BERNARD	0.00	19,758.75	53,201.01	34,449.13
110-2542-6483-4020-00800-1	FUEL FOR HEAT-BEASLEY	0.00	2,720.31	10,960.33	5,858.03
110-2542-6483-4060-00800-1	FUEL FOR HEAT-BIERBAUM	0.00	3,629.70	13,913.00	13,950.58
110-2542-6483-4070-00800-1	FUEL FOR HEAT-BLADES	0.00	2,616.80	15,276.16	7,097.29
110-2542-6483-4080-00800-1	FUEL FOR HEAT-FORDER	0.00	1,047.32	2,639.32	1,244.53
110-2542-6483-4090-00800-1	FUEL FOR HEAT-HAGEMANN	0.00	2,384.61	9,776.02	2,802.61
110-2542-6483-5000-00800-1	FUEL FOR HEAT-OES	0.00	8,289.27	18,724.13	17,242.47
110-2542-6483-5020-00800-1	FUEL FOR HEAT-POINT	0.00	12,913.00	21,832.65	13,974.79
110-2542-6483-5040-00800-1	FUEL FOR HEAT-ROGERS	0.00	16,176.02	24,737.52	19,194.15
110-2542-6483-5060-00800-1	FUEL FOR HEAT-TRAUTWEIN	0.00	3,804.40	18,183.61	9,952.83
110-2542-6483-5080-00800-1	FUEL FOR HEAT-MOSAIC	0.00	1,234.85	4,712.37	3,638.34
110-2542-6483-5100-00800-1	FUEL FOR HEAT-WOHLWEND	0.00	3,103.49	12,428.65	6,963.76
110-2542-6483-8000-00800-1	FUEL FOR HEAT - CENTRAL OFFICE	349,000.00	0.00	0.00	0.00
110-2542-6483-8001-00800-1	FUEL FOR HEAT- OLD CENTRAL OFFICE	0.00	1,436.36	6,901.61	4,064.19
110-2542-6483-8100-00800-1	FUEL FOR HEAT-WITZEL	0.00	2,009.34	7,962.79	4,339.14
110-2542-6483-8300-00800-1	FUEL FOR HEAT-SWIMMING POOL	0.00	4,549.30	11,563.45	7,508.05
110-2542-6483-8400-00800-1	FUEL FOR HEAT-JB BUILDING	0.00	5,452.06	21,045.92	12,769.72
110-1281-6483-7500-12810-3	FUEL FOR HEAT-ECC	13,000.00	9,186.50	11,667.88	7,876.67
110-2559-6483-8200-12810-3	FUEL FOR HEAT TRANSPORTATION-ECC	0.00	91.16	439.23	248.55
500-2562-6483-8400-00531-1	FUEL FOR HEAT-FOOD SERVICE	29,000.00	9,205.54	27,715.49	17,124.83
<b>OBJECT 6483 TOTAL</b>	<b>FUEL FOR HEAT</b>	<b>400,000.00</b>	<b>151,700.41</b>	<b>442,751.17</b>	<b>275,621.58</b>
110-2331-6486-8100-00530-1	GASOLINE/DIESEL	6,000.00	2,508.95	2,484.16	2,463.01
110-3211-6486-8100-00534-1	GASOLINE/DIESEL	1,000.00	317.65	0.00	382.92

All Expenditure Accounts FY23

Account Code	Account Description	Budget Requested	1St Prior Year Actual	2Nd Prior Year Actual	3Rd Prior Year Actual
110-2552-6486-8200-00541-3	GASOLINE/DIESEL	640,000.00	142,414.99	33,739.73	159,493.50
110-2554-6486-8200-00543-3	GASOLINE/DIESEL - SSD	70,000.00	22,574.39	22,069.56	25,111.71
110-2542-6486-8400-00550-1	GASOLINE/DIESEL	91,000.00	28,772.39	32,622.07	33,236.18
110-2559-6486-8200-12810-3	GASOLINE/DIESEL - EC	39,000.00	10,539.15	15,447.75	15,120.73
110-2558-6486-8200-42200-4	GASOLINE/DIESEL ESSER III	45,000.00	0.00	0.00	0.00
110-2558-6486-8200-42501-4	CARES Trans Supplement - GASOLINE/DIESEL	0.00	0.00	113,159.10	0.00
500-2562-6486-8400-00531-1	GASOLINE/DIESEL	8,000.00	3,520.73	4,129.42	3,363.76
<b>OBJECT 6486 TOTAL</b>	<b>GASOLINE/DIESEL</b>	<b>900,000.00</b>	<b>210,648.25</b>	<b>223,651.79</b>	<b>239,171.81</b>
110-1151-6491-1050-00000-1	OTHER SUPPLIES/MATERIAL	24,000.00	134.33	27,299.89	29,113.35
110-2122-6491-1050-00000-1	OTHER SUPPLIES/MATERIAL	900.00	354.35	1,272.27	861.21
110-2134-6491-1050-00000-1	OTHER SUPPLIES/MATERIAL	700.00	410.71	667.10	700.00
110-2223-6491-1050-00000-1	OTHER SUPPLIES/MATERIAL	3,300.00	517.47	3,254.08	1,596.04
110-1151-6491-1075-00000-1	OTHER SUPPLIES/MATERIAL	20,000.00	426.30	20,000.00	26,226.63
110-2122-6491-1075-00000-1	OTHER SUPPLIES/MATERIAL	4,500.00	2,871.82	4,500.00	1,132.62
110-2134-6491-1075-00000-1	OTHER SUPPLIES/MATERIAL	1,000.00	173.91	1,000.00	1,000.00
110-2223-6491-1075-00000-1	OTHER SUPPLIES/MATERIAL	0.00	0.00	4,500.00	0.00
110-2126-6491-1050-00309-1	OTHER SUPPLIES/MATERIAL	0.00	0.00	130.35	44.21
110-2126-6491-1075-00309-1	OTHER SUPPLIES/MATERIAL	0.00	0.00	156.19	51.09
110-2126-6491-8000-00309-1	OTHER SUPPLIES/MATERIAL	300.00	0.00	0.00	0.00
110-2121-6491-1050-00310-1	Other Supplies Student Srvc - MHS	0.00	0.00	987.77	898.88
110-2121-6491-1075-00310-1	Other Supplies Student Srvc - OHS	0.00	0.00	1,183.22	1,038.18
110-2121-6491-3000-00310-1	Other Supplies Student Srvc - Buerkle	0.00	0.00	465.41	405.31
110-2121-6491-3020-00310-1	Other Supplies Student Srvc - OMS	0.00	0.00	504.08	438.09
110-2121-6491-3040-00310-1	Other Supplies Student Srvc - WMS	0.00	0.00	332.54	288.70
110-2121-6491-3060-00310-1	Other Supplies Student Srvc - Bernard	0.00	0.00	503.38	432.42
110-2121-6491-4020-00310-1	Other Supplies Student Srvc - Beasley	0.00	0.00	221.46	197.30
110-2121-6491-4060-00310-1	Other Supplies Student Srvc - Bierbaum	0.00	0.00	357.85	342.28
110-2121-6491-4070-00310-1	Other Supplies Student Srvc - Blades	0.00	0.00	298.09	280.50
110-2121-6491-4080-00310-1	Other Supplies Student Srvc - Forder	0.00	0.00	263.64	222.51
110-2121-6491-4090-00310-1	Other Supplies Student Srvc - Hagemann	0.00	0.00	271.37	248.99
110-2121-6491-5000-00310-1	Other Supplies Student Srvc - Oakville Elem	0.00	0.00	267.86	264.75
110-2121-6491-5020-00310-1	Other Supplies Student Srvc - Point	0.00	0.00	295.98	275.46
110-2121-6491-5040-00310-1	Other Supplies Student Srvc - Rogers	0.00	0.00	315.67	276.09
110-2121-6491-5060-00310-1	Other Supplies Student Srvc - Trautwein	0.00	0.00	278.40	255.29
110-2121-6491-5080-00310-1	Other Supplies Student Srvc - MOSAIC	0.00	0.00	178.57	162.63
110-2121-6491-5100-00310-1	Other Supplies Student Srvc - Wohlwend	0.00	0.00	305.12	276.09
110-2121-6491-8000-00310-1	OTHER SUPPLIES/MATERIAL	6,500.00	1,699.70	0.00	0.00
110-1195-6491-1050-00331-1	Mehl@Home Supplies	0.00	31.07	46.71	0.00
110-2212-6491-1050-00331-1	OTHER SUPPLIES Curriculum - MHS	0.00	0.00	36.77	76.26
110-2212-6491-1075-00331-1	OTHER SUPPLIES Curriculum - OHS	0.00	0.00	44.04	88.07
110-2212-6491-3000-00331-1	OTHER SUPPLIES Curriculum - Buerkle	0.00	0.00	17.33	34.38
110-2212-6491-3020-00331-1	OTHER SUPPLIES Curriculum - OMS	0.00	0.00	18.76	37.17
110-2212-6491-3040-00331-1	OTHER SUPPLIES Curriculum - WMS	0.00	0.00	12.38	24.49

All Expenditure Accounts FY23

Account Code	Account Description	Budget Requested	1St Prior Year Actual	2Nd Prior Year Actual	3Rd Prior Year Actual
110-2212-6491-3060-00331-1	OTHER SUPPLIES Curriculum - Bernard	0.00	0.00	18.74	36.68
110-2212-6491-4020-00331-1	OTHER SUPPLIES Curriculum - Beasley	0.00	0.00	8.24	16.74
110-2212-6491-4060-00331-1	OTHER SUPPLIES Curriculum - Bierbaum	0.00	0.00	13.32	29.04
110-2212-6491-4070-00331-1	OTHER SUPPLIES Curriculum - Blades	0.00	0.00	11.10	23.80
110-2212-6491-4080-00331-1	OTHER SUPPLIES Curriculum - Forder	0.00	0.00	9.81	18.88
110-2212-6491-4090-00331-1	OTHER SUPPLIES Curriculum - Hagemann	0.00	0.00	10.10	21.12
110-2212-6491-5000-00331-1	OTHER SUPPLIES Curriculum - Oakville Elem	0.00	0.00	9.97	22.46
110-2212-6491-5020-00331-1	OTHER SUPPLIES Curriculum - Point	0.00	0.00	11.02	23.37
110-2212-6491-5040-00331-1	OTHER SUPPLIES Curriculum - Rogers	0.00	0.00	11.75	23.42
110-2212-6491-5060-00331-1	OTHER SUPPLIES Curriculum - Trautwein	0.00	0.00	10.36	21.66
110-2212-6491-5080-00331-1	OTHER SUPPLIES Curriculum - MOSAIC	0.00	0.00	6.65	13.80
110-2212-6491-5100-00331-1	OTHER SUPPLIES Curriculum - Wohlwend	0.00	0.00	11.36	23.42
110-2212-6491-8000-00331-1	OTHER SUPPLIES/MATERIAL	500.00	202.70	0.00	0.00
110-1151-6491-1050-00334-1	OTHER SUPPLIES/MATL-AUDITORIUM	6,000.00	4,927.80	1,569.08	6,931.48
110-2212-6491-1050-00334-1	OTHER SUPPLIES Fine Arts - MHS	0.00	1,692.00	3,537.93	829.99
110-2212-6491-1075-00334-1	OTHER SUPPLIES Fine Arts - OHS	0.00	2,496.00	999.44	3,065.66
110-2212-6491-3000-00334-1	OTHER SUPPLIES Fine Arts - Buerkle	0.00	4,802.00	1,659.51	1,453.85
110-2212-6491-3020-00334-1	OTHER SUPPLIES Fine Arts - OMS	0.00	56.00	1,766.80	1,662.88
110-2212-6491-3040-00334-1	OTHER SUPPLIES Fine Arts - WMS	0.00	56.00	886.08	2,310.60
110-2212-6491-3060-00334-1	OTHER SUPPLIES Fine Arts - Bernard	0.00	56.00	545.78	1,402.40
110-2212-6491-4020-00334-1	OTHER SUPPLIES Fine Arts - Beasley	0.00	56.00	7.38	1.10
110-2212-6491-4060-00334-1	OTHER SUPPLIES Fine Arts - Bierbaum	0.00	56.00	11.93	1.90
110-2212-6491-4070-00334-1	OTHER SUPPLIES Fine Arts - Blades	0.00	56.00	54.95	71.56
110-2212-6491-4080-00334-1	OTHER SUPPLIES Fine Arts - Forder	0.00	643.98	1,238.79	1,001.04
110-2212-6491-4090-00334-1	OTHER SUPPLIES Fine Arts - Hagemann	0.00	56.00	9.05	1.38
110-2212-6491-5000-00334-1	OTHER SUPPLIES Fine Arts - Oakville Elem	0.00	56.00	8.93	71.47
110-2212-6491-5020-00334-1	OTHER SUPPLIES Fine Arts - Point	0.00	56.00	9.87	1.53
110-2212-6491-5040-00334-1	OTHER SUPPLIES Fine Arts - Rogers	0.00	56.00	10.52	1.53
110-2212-6491-5060-00334-1	OTHER SUPPLIES Fine Arts - Trautwein	0.00	56.00	9.28	1.42
110-2212-6491-5080-00334-1	OTHER SUPPLIES Fine Arts - MOSAIC	0.00	56.00	5.95	0.90
110-2212-6491-5100-00334-1	OTHER SUPPLIES Fine Arts - Wohlwend	0.00	56.00	10.17	1.53
110-2212-6491-8000-00334-1	OTHER SUPPLIES/MATERIAL	11,100.00	85.00	0.00	0.00
110-2214-6491-1050-00335-3	OTHER SUPPLIES Prof Dev - MHS	0.00	0.00	5,218.16	1,796.79
110-2214-6491-1075-00335-3	OTHER SUPPLIES Prof Dev - OHS	0.00	0.00	6,250.64	2,075.26
110-2214-6491-3000-00335-3	OTHER SUPPLIES Prof Dev - Buerkle	0.00	0.00	2,458.66	810.19
110-2214-6491-3020-00335-3	OTHER SUPPLIES Prof Dev - OMS	0.00	0.00	2,662.93	875.72
110-2214-6491-3040-00335-3	OTHER SUPPLIES Prof Dev - WMS	0.00	0.00	1,756.72	577.09
110-2214-6491-3060-00335-3	OTHER SUPPLIES Prof Dev - Bernard	0.00	0.00	2,659.22	864.38
110-2214-6491-4020-00335-3	OTHER SUPPLIES Prof Dev - Beasley	0.00	0.00	1,169.91	394.39
110-2214-6491-4060-00335-3	OTHER SUPPLIES Prof Dev - Bierbaum	0.00	0.00	1,890.42	684.19
110-2214-6491-4070-00335-3	OTHER SUPPLIES Prof Dev - Blades	0.00	0.00	1,574.73	560.71
110-2214-6491-4080-00335-3	OTHER SUPPLIES Prof Dev - Forder	0.00	0.00	1,392.75	444.79
110-2214-6491-4090-00335-3	OTHER SUPPLIES Prof Dev - Hagemann	0.00	0.00	1,433.60	497.71

*All Expenditure Accounts FY23*

Account Code	Account Description	Budget Requested	1St Prior Year Actual	2Nd Prior Year Actual	3Rd Prior Year Actual
110-2214-6491-5000-00335-3	OTHER SUPPLIES Prof Dev - Oakville Elem	0.00	0.00	1,415.03	529.21
110-2214-6491-5020-00335-3	OTHER SUPPLIES Prof Dev - Point	0.00	0.00	1,563.59	550.63
110-2214-6491-5040-00335-3	OTHER SUPPLIES Prof Dev - Rogers	0.00	0.00	1,667.58	551.89
110-2214-6491-5060-00335-3	OTHER SUPPLIES Prof Dev - Trautwein	0.00	0.00	1,470.74	510.31
110-2214-6491-5080-00335-3	OTHER SUPPLIES Prof Dev - MOSAIC	0.00	0.00	943.35	325.09
110-2214-6491-5100-00335-3	OTHER SUPPLIES Prof Dev - Wohlwend	0.00	0.00	1,611.87	551.89
110-2214-6491-8000-00335-3	INSERVICE SUPPLIES	7,900.00	11,749.91	0.00	0.00
110-2223-6491-1050-00336-1	OTHER SUPPLIES/MATERIAL - MHS	0.00	0.00	1,695.84	2,254.49
110-2223-6491-1075-00336-1	OTHER SUPPLIES/MATERIAL - OHS	0.00	0.00	2,031.38	2,603.89
110-2223-6491-3000-00336-1	OTHER SUPPLIES/MATERIAL - Buerkle	0.00	0.00	799.03	1,016.57
110-2223-6491-3020-00336-1	OTHER SUPPLIES/MATERIAL - OMS	0.00	0.00	865.42	1,098.79
110-2223-6491-3040-00336-1	OTHER SUPPLIES/MATERIAL - WMS	0.00	0.00	570.91	724.09
110-2223-6491-3060-00336-1	OTHER SUPPLIES/MATERIAL - Bernard	0.00	0.00	864.21	1,084.56
110-2223-6491-4020-00336-1	OTHER SUPPLIES/MATERIAL - Beasley	0.00	0.00	380.20	494.85
110-2223-6491-4060-00336-1	OTHER SUPPLIES/MATERIAL - Bierbaum	0.00	0.00	614.36	858.48
110-2223-6491-4070-00336-1	OTHER SUPPLIES/MATERIAL - Blades	0.00	0.00	511.77	703.54
110-2223-6491-4080-00336-1	OTHER SUPPLIES/MATERIAL - Forder	0.00	0.00	452.63	558.09
110-2223-6491-4090-00336-1	OTHER SUPPLIES/MATERIAL - Hagemann	0.00	0.00	465.90	886.11
110-2223-6491-5000-00336-1	OTHER SUPPLIES/MATERIAL - Oakville Elem	0.00	0.00	459.87	664.01
110-2223-6491-5020-00336-1	OTHER SUPPLIES/MATERIAL - Point	0.00	0.00	508.15	690.89
110-2223-6491-5040-00336-1	OTHER SUPPLIES/MATERIAL - Rogers	0.00	0.00	541.94	692.47
110-2223-6491-5060-00336-1	OTHER SUPPLIES/MATERIAL - Trautwein	0.00	0.00	477.97	640.30
110-2223-6491-5080-00336-1	OTHER SUPPLIES/MATERIAL - MOSAIC	0.00	0.00	306.58	407.89
110-2223-6491-5100-00336-1	OTHER SUPPLIES/MATERIAL - Wohlwend	0.00	0.00	523.84	692.47
110-2223-6491-8400-00336-1	OTHER SUPPLIES/MATERIAL - AV	12,000.00	5,877.14	0.00	0.00
110-2134-6491-1050-00518-1	OTHER SUPPLIES/MATERIAL - MHS	0.00	443.79	3,103.40	3,743.43
110-2134-6491-1075-00518-1	OTHER SUPPLIES/MATERIAL - OHS	0.00	1,221.55	3,343.95	2,541.99
110-2134-6491-3000-00518-1	OTHER SUPPLIES/MATERIAL - Buerkle	0.00	492.22	1,851.12	2,096.78
110-2134-6491-3020-00518-1	OTHER SUPPLIES/MATERIAL - OMS	0.00	462.97	1,429.48	1,207.16
110-2134-6491-3040-00518-1	OTHER SUPPLIES/MATERIAL - WMS	0.00	0.00	1,040.03	1,121.20
110-2134-6491-3060-00518-1	OTHER SUPPLIES/MATERIAL - Bernard	0.00	501.84	2,083.90	1,955.80
110-2134-6491-4020-00518-1	OTHER SUPPLIES/MATERIAL - Beasley	0.00	166.09	1,206.14	733.78
110-2134-6491-4060-00518-1	OTHER SUPPLIES/MATERIAL - Bierbaum	0.00	571.57	1,532.98	1,737.74
110-2134-6491-4070-00518-1	OTHER SUPPLIES/MATERIAL - Blades	0.00	789.93	1,351.25	1,025.76
110-2134-6491-4080-00518-1	OTHER SUPPLIES/MATERIAL - Forder	0.00	300.44	1,108.45	832.84
110-2134-6491-4090-00518-1	OTHER SUPPLIES/MATERIAL - Hagemann	0.00	0.00	1,087.29	480.16
110-2134-6491-5000-00518-1	OTHER SUPPLIES/MATERIAL - Oakville Elem	0.00	547.78	1,071.83	974.61
110-2134-6491-5020-00518-1	OTHER SUPPLIES/MATERIAL - Point	0.00	277.85	946.12	1,017.66
110-2134-6491-5040-00518-1	OTHER SUPPLIES/MATERIAL - Rogers	0.00	565.19	956.93	909.13
110-2134-6491-5060-00518-1	OTHER SUPPLIES/MATERIAL - Trautwein	0.00	996.75	1,112.76	1,063.64
110-2134-6491-5080-00518-1	OTHER SUPPLIES/MATERIAL - MOSAIC	0.00	387.99	839.71	1,542.00
110-2134-6491-5100-00518-1	OTHER SUPPLIES/MATERIAL - Wohlwend	0.00	693.13	1,043.68	1,006.60
110-2134-6491-7500-00518-1	OTHER SUPPLIES/MATERIAL	39,000.00	3,961.82	0.00	0.00

All Expenditure Accounts FY23

Account Code	Account Description	Budget Requested	1St Prior Year Actual	2Nd Prior Year Actual	3Rd Prior Year Actual
110-2641-6491-8000-00523-1	OTHER SUPPLIES/MATERIAL	500.00	0.00	0.00	336.19
110-2522-6491-8000-00524-1	OTHER SUPPLIES/MATERIAL	65,000.00	0.00	0.00	0.00
110-2321-6491-8000-00526-1	OTHER SUPPLIES/MATERIAL	500.00	26.25	1,120.98	254.20
110-2331-6491-8100-00530-1	OTHER SUPPLIES/MATERIAL	400,000.00	200,322.65	472,649.40	547,309.86
110-2664-6491-8100-00530-1	OTHER SUPPLIES/MATERIAL	250,000.00	160,000.00	174,000.00	219,358.40
110-2631-6491-8000-00533-1	OTHER SUPPLIES/MATERIAL - Recognition Night	3,300.00	-193.00	0.00	0.00
110-2552-6491-8200-00541-3	OTHER SUPPLIES/MATERIAL	1,500.00	700.09	1,197.52	1,836.17
110-2554-6491-8200-00543-3	OTHER SUPPLIES/MATERIAL - SSD	0.00	190.89	334.09	359.21
110-2542-6491-8300-00550-1	OTHER SUPPLIES/MATERIAL - Swimming Pool	16,000.00	4,660.20	8,546.28	9,591.45
110-2542-6491-8400-00550-1	OTHER SUPPLIES/MATERIAL - Facilities	350,000.00	143,361.05	342,604.69	251,732.83
110-2542-6491-8400-00560-1	OTHER SUPPLIES/MATERIAL - CUSTODIAL	8,000.00	7,897.12	7,817.97	7,639.47
110-1131-6491-3000-00619-1	OTHER SUPPLIES/MATERIAL ITEF Grant - Buerkle	0.00	0.00	8,731.11	48,324.37
110-1151-6491-1050-00750-1	OTHER SUPPLIES/MATERIAL	57,000.00	24,284.87	51,186.65	59,888.84
110-1151-6491-1075-00750-1	OTHER SUPPLIES/MATERIAL	77,500.00	43,905.85	71,905.10	71,576.16
110-1281-6491-7500-12810-3	OTHER SUPPLIES/MATERIAL	6,500.00	5,437.56	5,915.41	3,736.24
110-2559-6491-8200-12810-3	OTHER SUPPLIES/MATERIAL - EC	200.00	112.43	245.08	148.93
110-1111-6491-8000-42200-4	OTHER SUPPLIES/MATERIAL ESSER III	27,485.00	0.00	0.00	0.00
110-1251-6491-8000-42200-4	OTHER SUPPLIES/MATERIAL ESSER III	2,200.00	0.00	0.00	0.00
110-2323-6491-1050-42201-4	Supplies Teacher Retention ESSERIII- MHS	25,747.00	0.00	0.00	0.00
110-2323-6491-1075-42201-4	Supplies Teacher Retention ESSERIII- OHS	20,000.00	0.00	0.00	0.00
110-2323-6491-3000-42201-4	Supplies Teacher Retention ESSERIII- Buerkle	20,151.00	0.00	0.00	0.00
110-2323-6491-3020-42201-4	Supplies Teacher Retention ESSERIII- OMS	4,417.38	0.00	0.00	0.00
110-2323-6491-3040-42201-4	Supplies Teacher Retention ESSERIII- WMS	16,142.00	0.00	0.00	0.00
110-2323-6491-3060-42201-4	Supplies Teacher Retention ESSERIII- Bernard	16,614.08	0.00	0.00	0.00
110-2323-6491-4020-42201-4	Supplies Teacher Retention ESSERIII- Beasley	6,387.00	0.00	0.00	0.00
110-2323-6491-4060-42201-4	Supplies Teacher Retention ESSERIII- Bierbaum	1,999.00	0.00	0.00	0.00
110-2323-6491-4070-42201-4	Supplies Teacher Retention ESSERIII- Blades	4,000.00	0.00	0.00	0.00
110-2323-6491-4090-42201-4	Supplies Teacher Retention ESSERIII- Hagemann	2,600.00	0.00	0.00	0.00
110-2323-6491-5020-42201-4	Supplies Teacher Retention ESSERIII- Point	5,768.00	0.00	0.00	0.00
110-2323-6491-5060-42201-4	Supplies Teacher Retention ESSERIII-Trautwein	4,221.01	0.00	0.00	0.00
110-2323-6491-5080-42201-4	Supplies Teacher Retention ESSERIII- MOSAIC	1,218.00	0.00	0.00	0.00
110-2323-6491-5100-42201-4	Supplies Teacher Retention ESSERIII- Wohlwend	13,001.85	0.00	0.00	0.00
110-2323-6491-8000-42201-4	Supplies Teacher Retention ESSERIII-Mehl@Home	3,579.30	0.00	0.00	0.00
110-2323-6491-8100-42201-4	Supplies Teacher Retention ESSERIII- SCOPE	784.00	0.00	0.00	0.00
110-1151-6491-1050-42300-4	OTHER SUPPLIES/MATERIAL ESSER II - MHS	0.00	6,250.00	0.00	0.00
110-1151-6491-1075-42300-4	OTHER SUPPLIES/MATERIAL ESSER II - OHS	0.00	6,250.00	0.00	0.00
110-1131-6491-3000-42300-4	OTHER SUPPLIES/MATERIAL ESSER II - BUERKLE	0.00	6,250.00	0.00	0.00
110-1131-6491-3020-42300-4	OTHER SUPPLIES/MATERIAL ESSER II - OMS	0.00	6,250.00	0.00	0.00
110-1131-6491-3040-42300-4	OTHER SUPPLIES/MATERIAL ESSER II - WMS	0.00	6,250.00	0.00	0.00
110-1131-6491-3060-42300-4	OTHER SUPPLIES/MATERIAL ESSER II - BERNARD	0.00	6,250.00	0.00	0.00
110-2521-6491-8000-42300-4	OTHER SUPPLIES/MATERIAL - ESSER II	37,500.00	0.00	0.00	0.00
110-2323-6491-1050-42301-4	Supplies Teacher Retention ESSER II - MHS	12,025.00	0.00	0.00	0.00
110-2323-6491-1075-42301-4	Supplies Teacher Retention ESSER II - OHS	23,082.92	0.00	0.00	0.00

All Expenditure Accounts FY23

Account Code	Account Description	Budget Requested	1St Prior Year Actual	2Nd Prior Year Actual	3Rd Prior Year Actual
110-2323-6491-3020-42301-4	SUB Teacher Retention ESSER II -OMS	152.00	0.00	0.00	0.00
110-2323-6491-4020-42301-4	Supplies Teacher Retention ESSERII -Beasley	7,570.06	0.00	0.00	0.00
110-2323-6491-4060-42301-4	Supplies Teacher Retention ESSERII -Bierbaum	8,428.98	0.00	0.00	0.00
110-2323-6491-4070-42301-4	Supplies Teacher Retention ESSERII -Blades	8,720.02	0.00	0.00	0.00
110-2323-6491-4080-42301-4	Supplies Teacher Retention ESSERII -Forder	9,942.25	0.00	0.00	0.00
110-2323-6491-4090-42301-4	Supplies Teacher Retention ESSERII -Hagemann	9,739.00	0.00	0.00	0.00
110-2323-6491-5000-42301-4	Supplies Teacher Retention ESSERII -OES	11,414.03	0.00	0.00	0.00
110-2323-6491-5020-42301-4	Supplies Teacher Retention ESSERII -Point	5,256.00	0.00	0.00	0.00
110-2323-6491-5040-42301-4	Supplies Teacher Retention ESSERII -Rogers	10,808.00	0.00	0.00	0.00
110-2323-6491-7500-42301-4	Supplies Teacher Retention ESSERII -John Cary	7,463.00	0.00	0.00	0.00
110-2323-6491-8100-42301-4	SUB Teacher Retention ESSER II -SCOPE	1,850.00	0.00	0.00	0.00
110-3711-6491-8000-42400-4	Other Supplies CARES - Non Public	0.00	2,718.64	69,136.02	0.00
110-3711-6491-8000-42501-4	Other Supplies CARES Trans - NONPublic	0.00	3,791.19	12,735.70	0.00
110-2542-6491-8400-42801-4	OTHER SUPPLIES/MATERIAL	0.00	0.00	54,850.15	0.00
110-1151-6491-1050-42804-4	Other Supplies CARES K12 CRF - Beasley	0.00	0.00	1,110.00	0.00
110-1151-6491-1075-42804-4	Other Supplies CARES K12 CRF - Beasley	0.00	0.00	1,110.00	0.00
110-1131-6491-3000-42804-4	Other Supplies CARES K12 CRF - Beasley	0.00	0.00	1,618.52	0.00
110-1131-6491-3020-42804-4	Other Supplies CARES K12 CRF - Beasley	0.00	0.00	1,110.00	0.00
110-1131-6491-3040-42804-4	Other Supplies CARES K12 CRF - Beasley	0.00	0.00	1,665.00	0.00
110-1131-6491-3060-42804-4	Other Supplies CARES K12 CRF - Beasley	0.00	0.00	1,110.00	0.00
110-1111-6491-4020-42804-4	Other Supplies CARES K12 CRF - Beasley	0.00	0.00	555.00	0.00
110-1111-6491-4060-42804-4	Other Supplies CARES K12 CRF - Beasley	0.00	0.00	555.00	0.00
110-1111-6491-4070-42804-4	Other Supplies CARES K12 CRF - Beasley	0.00	0.00	1,110.00	0.00
110-1111-6491-4080-42804-4	Other Supplies CARES K12 CRF - Beasley	0.00	0.00	555.00	0.00
110-1111-6491-4090-42804-4	Other Supplies CARES K12 CRF - Beasley	0.00	0.00	555.00	0.00
110-1111-6491-5000-42804-4	Other Supplies CARES K12 CRF - Beasley	0.00	0.00	555.00	0.00
110-1111-6491-5020-42804-4	Other Supplies CARES K12 CRF - Beasley	0.00	0.00	555.00	0.00
110-1111-6491-5040-42804-4	Other Supplies CARES K12 CRF - Beasley	0.00	0.00	1,110.00	0.00
110-1111-6491-5060-42804-4	Other Supplies CARES K12 CRF - Beasley	0.00	0.00	555.00	0.00
110-1111-6491-5080-42804-4	Other Supplies CARES K12 CRF - Beasley	0.00	0.00	555.00	0.00
110-1111-6491-5100-42804-4	Other Supplies CARES K12 CRF - Beasley	0.00	0.00	1,124.00	0.00
110-3611-6491-8000-45100-4	OTHER SUPPLIES/MATERIAL	500.00	1,675.35	110.94	0.00
110-3912-6491-8000-45100-4	OTHER SUPPL/MATERIAL-PARENT INVOLVEMENT	9,000.00	0.00	9,369.81	5,328.05
110-1151-6491-1050-46100-4	OTHER SUPPLIES/MATERIAL	0.00	0.00	930.15	0.00
110-1151-6491-1075-46100-4	OTHER SUPPLIES/MATERIAL	0.00	0.00	688.49	0.00
110-1131-6491-3000-46100-4	OTHER SUPPLIES Title IV - Buerkle	0.00	2,480.09	1,303.22	0.00
110-1131-6491-3020-46100-4	OTHER SUPPLIES Title IV - OMS	0.00	2,593.85	999.92	0.00
110-1131-6491-3040-46100-4	OTHER SUPPLIES Title IV - WMS	0.00	4,315.11	3,300.27	0.00
110-1131-6491-3060-46100-4	OTHER SUPPLIES Title IV - Bernard	0.00	3,832.54	999.92	0.00
110-1111-6491-4020-46100-4	OTHER SUPPLIES Title IV - Beasley	0.00	0.00	8,509.01	0.00
110-1111-6491-4060-46100-4	OTHER SUPPLIES Title IV - Bierbaum	0.00	0.00	475.81	0.00
110-1111-6491-4070-46100-4	OTHER SUPPLIES Title IV - Blades	0.00	0.00	411.01	2,543.25
110-1111-6491-4080-46100-4	OTHER SUPPLIES Title IV - Forder	0.00	0.00	411.01	0.00

All Expenditure Accounts FY23

Account Code	Account Description	Budget Requested	1St Prior Year Actual	2Nd Prior Year Actual	3Rd Prior Year Actual
110-1111-6491-4090-46100-4	OTHER SUPPLIES Title IV - Hagemann	0.00	0.00	411.01	0.00
110-1111-6491-5000-46100-4	OTHER SUPPLIES Title IV - Oakville Elem	0.00	0.00	411.01	0.00
110-1111-6491-5020-46100-4	OTHER SUPPLIES Title IV - Point	0.00	0.00	411.00	0.00
110-1111-6491-5040-46100-4	OTHER SUPPLIES Title IV - Rogers	0.00	0.00	411.00	0.00
110-1111-6491-5060-46100-4	OTHER SUPPLIES Title IV - Trautwein	0.00	0.00	2,967.00	0.00
110-1111-6491-5080-46100-4	OTHER SUPPLIES Title IV - MOSAIC	0.00	0.00	411.00	0.00
110-1111-6491-5100-46100-4	OTHER SUPPLIES Title IV - Wohlwend	0.00	0.00	411.00	0.00
110-1151-6491-8000-46100-4	OTHER SUPPLIES/MATERIAL	43,500.00	0.00	0.00	0.00
110-3711-6491-8000-46100-4	OTHER SUPPLIES/MATERIAL - Title IV	5,000.00	0.00	0.00	0.00
500-2562-6491-8400-00531-1	OTHER SUPPLIES/MATERIAL	40,000.00	31,237.24	39,072.00	32,368.39
600-2521-6491-8000-00310-1	OTHER SUPPLIES/MATERIAL	0.00	0.00	0.00	1,907.63
600-2521-6491-8000-00331-1	OTHER SUPPLIES/MATERIAL	0.00	0.00	191.62	923.25
600-2521-6491-8000-00334-1	OTHER SUPPLIES/MATERIAL	0.00	0.00	5,946.25	2,618.36
600-2521-6491-8400-00336-1	OTHER SUPPLIES/MATERIAL	0.00	0.00	-24.00	755.46
600-2521-6491-8000-00506-1	OTHER SUPPLIES/MATERIAL - Recognition Night	0.00	0.00	3,135.35	3,328.50
600-2521-6491-7500-00518-1	OTHER SUPPLIES/MATERIAL	0.00	96.33	0.00	1,401.06
600-2521-6491-8000-00521-1	OTHER SUPPLIES/MATERIAL	0.00	0.00	0.00	1,000.00
600-2521-6491-8000-00533-1	OTHER SUPPLIES/MATERIAL	0.00	0.00	919.50	3,202.07
600-3211-6491-8100-00534-1	OTHER SUPPLIES/MATERIAL	0.00	1,712.70	22,070.32	88.49
600-2521-6491-8000-00603-1	OTHER SUPPLIES/MATERIAL	0.00	8,868.88	6,775.32	40,568.49
600-1411-6491-7500-00613-1	OTHER SUPPLIES/MATERIAL	0.00	386.50	812.34	2,494.33
600-1411-6491-7500-00614-1	OTHER SUPPLIES/MATERIAL	0.00	1,193.50	420.00	2,982.32
600-1411-6491-7500-00615-1	OTHER SUPPLIES/MATERIAL	0.00	319.70	-200.00	238.80
600-1411-6491-3040-00616-1	OTHER SUPPLIES/MATERIAL	0.00	754.50	724.00	773.00
600-2521-6491-8100-00617-1	OTHER SUPPLIES/MATERIAL	0.00	1,304.58	1,498.92	5,133.63
600-2521-6491-8100-00618-1	OTHER SUPPLIES/MATERIAL	0.00	0.00	210.43	1,320.86
600-2521-6491-8100-00619-1	OTHER SUPPLIES/MATERIAL	0.00	4,814.41	20.99	0.00
600-2521-6491-8100-00620-1	OTHER SUPPLIES/MATERIAL	0.00	1,875.83	150.00	-1,207.31
600-2521-6491-8100-00621-1	OTHER SUPPLIES/MATERIAL	0.00	0.00	0.00	160.81
600-2521-6491-8100-00622-1	OTHER SUPPLIES/MATERIAL	0.00	0.00	0.00	2,400.12
600-1411-6491-1075-00629-1	OTHER SUPPLIES/MATERIAL	0.00	3,115.78	725.63	4,643.38
600-1411-6491-1075-00631-1	OTHER SUPPLIES/MATERIAL	0.00	4,237.83	1,697.00	8,616.72
600-1411-6491-1075-00633-1	OTHER SUPPLIES/MATERIAL	0.00	1,058.10	866.00	2,445.88
600-1411-6491-1075-00634-1	OTHER SUPPLIES/MATERIAL	0.00	5,094.72	1,408.40	2,714.46
600-1411-6491-1050-00635-1	OTHER SUPPLIES/MATERIAL	0.00	2,242.65	2,985.98	8,620.71
600-1411-6491-1075-00635-1	OTHER SUPPLIES/MATERIAL	0.00	645.00	229.00	-2,352.50
600-2521-6491-8000-00638-1	OTHER SUPPLIES/MATERIAL	0.00	3,476.90	7,273.74	14,745.08
600-1411-6491-5020-00639-1	OTHER SUPPLIES/MATERIAL	0.00	0.00	0.00	1,529.30
600-1411-6491-5100-00639-1	OTHER SUPPLIES/MATERIAL	0.00	1,395.82	1,478.81	5,355.19
600-1411-6491-3040-00640-1	OTHER SUPPLIES/MATERIAL	0.00	0.00	0.00	209.13
600-1411-6491-3040-00641-1	OTHER SUPPLIES/MATERIAL	0.00	0.00	150.00	480.90
600-1411-6491-3040-00642-1	OTHER SUPPLIES/MATERIAL	0.00	0.00	174.39	114.93
600-1411-6491-3040-00643-1	OTHER SUPPLIES/MATERIAL	0.00	3,118.87	2,038.00	6,035.46

All Expenditure Accounts FY23

Account Code	Account Description	Budget Requested	1St Prior Year Actual	2Nd Prior Year Actual	3Rd Prior Year Actual
600-1411-6491-3040-00644-1	OTHER SUPPLIES/MATERIAL	0.00	0.00	628.65	4,258.93
600-1411-6491-1050-00646-1	OTHER SUPPLIES/MATERIAL	0.00	193.91	0.00	0.00
600-1411-6491-1075-00646-1	OTHER SUPPLIES/MATERIAL	0.00	751.36	1,535.55	2,930.20
600-1411-6491-1050-00648-1	OTHER SUPPLIES/MATERIAL	0.00	1,562.20	411.50	25,971.66
600-1411-6491-1050-00649-1	OTHER SUPPLIES/MATERIAL	0.00	5,241.91	1,138.00	4,127.49
600-1411-6491-1050-00650-1	OTHER SUPPLIES/MATERIAL	0.00	0.00	0.00	1,443.90
600-1411-6491-1075-00650-1	OTHER SUPPLIES/MATERIAL	0.00	1,108.67	648.47	367.39
600-1411-6491-4020-00650-1	OTHER SUPPLIES/MATERIAL	0.00	4,046.55	0.00	639.45
600-1411-6491-1050-00651-1	OTHER SUPPLIES/MATERIAL	0.00	330.00	1,568.65	3,404.35
600-1411-6491-1075-00651-1	OTHER SUPPLIES/MATERIAL	0.00	0.00	1,966.80	10,491.70
600-1411-6491-1050-00652-1	OTHER SUPPLIES/MATERIAL	0.00	5,143.27	383.12	0.00
600-1411-6491-1075-00652-1	OTHER SUPPLIES/MATERIAL	0.00	15.48	17,454.60	3,950.96
600-1411-6491-1050-00653-1	OTHER SUPPLIES/MATERIAL	0.00	2,932.17	5,237.93	7,222.71
600-1411-6491-1075-00653-1	OTHER SUPPLIES/MATERIAL	0.00	2,387.58	2,407.67	0.00
600-1411-6491-1075-00654-1	OTHER SUPPLIES/MATERIAL	0.00	200.00	8,749.98	17.94
600-1411-6491-1050-00655-1	OTHER SUPPLIES/MATERIAL	0.00	5,858.94	3,917.26	3,816.22
600-1411-6491-1075-00655-1	OTHER SUPPLIES/MATERIAL	0.00	9,262.83	3,703.94	26,040.91
600-1411-6491-3000-00655-1	OTHER SUPPLIES/MATERIAL	0.00	4,832.86	7,828.80	12,890.52
600-1411-6491-3020-00655-1	OTHER SUPPLIES/MATERIAL	0.00	20,842.53	25,811.11	111,362.72
600-1411-6491-3040-00655-1	OTHER SUPPLIES/MATERIAL	0.00	7,436.13	5,393.29	12,321.51
600-1411-6491-3060-00655-1	OTHER SUPPLIES/MATERIAL	0.00	20,225.99	11,717.12	30,442.96
600-1411-6491-4020-00655-1	OTHER SUPPLIES/MATERIAL	0.00	8,449.24	11,242.01	13,867.88
600-1411-6491-4060-00655-1	OTHER SUPPLIES/MATERIAL	0.00	19,124.39	6,478.19	3,790.04
600-1411-6491-4070-00655-1	OTHER SUPPLIES/MATERIAL	0.00	9,259.06	15,076.03	21,748.54
600-1411-6491-4080-00655-1	OTHER SUPPLIES/MATERIAL	0.00	5,333.92	926.89	15,964.16
600-1411-6491-4090-00655-1	OTHER SUPPLIES/MATERIAL	0.00	12,845.47	2,747.78	22,588.46
600-1411-6491-5000-00655-1	OTHER SUPPLIES/MATERIAL	0.00	7,610.27	10,024.77	34,139.55
600-1411-6491-5020-00655-1	OTHER SUPPLIES/MATERIAL	0.00	7,257.31	7,329.85	25,735.92
600-1411-6491-5040-00655-1	OTHER SUPPLIES/MATERIAL	0.00	2,692.98	7,136.25	13,106.38
600-1411-6491-5060-00655-1	OTHER SUPPLIES/MATERIAL	0.00	5,363.12	1,637.86	10,565.10
600-1411-6491-5080-00655-1	OTHER SUPPLIES/MATERIAL	0.00	18,329.89	15,385.96	48,061.73
600-1411-6491-5100-00655-1	OTHER SUPPLIES/MATERIAL	0.00	2,601.17	9,876.94	21,925.15
600-2521-6491-8000-00655-1	OTHER SUPPLIES/MATERIAL	0.00	0.00	0.00	3,649.08
600-1411-6491-4090-00656-1	OTHER SUPPLIES/MATERIAL	0.00	0.00	0.00	520.18
600-1411-6491-5100-00656-1	OTHER SUPPLIES/MATERIAL	0.00	0.00	1,800.00	1,762.89
600-1411-6491-1075-00657-1	OTHER SUPPLIES/MATERIAL	0.00	0.00	78.08	54.00
600-1411-6491-3000-00657-1	OTHER SUPPLIES/MATERIAL	0.00	0.00	149.36	344.16
600-1411-6491-3040-00657-1	OTHER SUPPLIES/MATERIAL	0.00	2,482.22	0.00	2,267.48
600-1411-6491-3060-00657-1	OTHER SUPPLIES/MATERIAL	0.00	0.00	42.33	2,962.28
600-1411-6491-4070-00657-1	OTHER SUPPLIES/MATERIAL	0.00	4,335.63	4,353.59	3,645.19
600-1411-6491-4080-00657-1	OTHER SUPPLIES/MATERIAL	0.00	3,472.32	66.97	1,739.32
600-1411-6491-5020-00657-1	OTHER SUPPLIES/MATERIAL	0.00	199.30	336.36	1,719.07
600-1411-6491-5040-00657-1	OTHER SUPPLIES/MATERIAL	0.00	3,968.36	3,784.44	2,871.63



All Expenditure Accounts FY23

Account Code	Account Description	Budget Requested	1St Prior Year Actual	2Nd Prior Year Actual	3Rd Prior Year Actual
600-1411-6491-5100-00657-1	OTHER SUPPLIES/MATERIAL	0.00	0.00	96.00	-3.00
600-1411-6491-1050-00658-1	OTHER SUPPLIES/MATERIAL	0.00	1,188.84	160.00	1,952.01
600-1411-6491-1075-00658-1	OTHER SUPPLIES/MATERIAL	0.00	989.98	525.00	7,486.22
600-1411-6491-1050-00659-1	OTHER SUPPLIES/MATERIAL	0.00	252.64	1,475.54	1,766.24
600-1411-6491-3000-00660-1	OTHER SUPPLIES/MATERIAL	0.00	0.00	-500.00	0.00
600-1411-6491-1050-00661-1	OTHER SUPPLIES/MATERIAL	0.00	0.00	0.00	57.24
600-1411-6491-1075-00661-1	OTHER SUPPLIES/MATERIAL	0.00	0.00	0.00	280.00
600-1411-6491-1050-00662-1	OTHER SUPPLIES/MATERIAL	0.00	0.00	0.00	1,920.14
600-1411-6491-1075-00662-1	OTHER SUPPLIES/MATERIAL	0.00	393.00	20.36	604.14
600-1411-6491-1050-00663-1	OTHER SUPPLIES/MATERIAL	0.00	2,273.00	0.00	1,300.74
600-1411-6491-1075-00664-1	OTHER SUPPLIES/MATERIAL	0.00	0.00	18,217.52	30,379.62
600-1411-6491-1050-00665-1	OTHER SUPPLIES/MATERIAL	0.00	1,434.00	-20.00	6,165.25
600-1411-6491-3000-00665-1	OTHER SUPPLIES/MATERIAL	0.00	0.00	75.92	173.75
600-1411-6491-3020-00665-1	OTHER SUPPLIES/MATERIAL	0.00	354.01	0.00	360.21
600-1411-6491-1075-00666-1	OTHER SUPPLIES/MATERIAL	0.00	75.00	251.28	861.87
600-1411-6491-1050-00667-1	OTHER SUPPLIES/MATERIAL	0.00	1,171.58	726.22	827.47
600-1411-6491-1075-00667-1	OTHER SUPPLIES/MATERIAL	0.00	396.00	3,479.02	1,543.68
600-1411-6491-3000-00667-1	OTHER SUPPLIES/MATERIAL	0.00	2,043.07	3,496.20	5,768.85
600-1411-6491-1075-00668-1	OTHER SUPPLIES/MATERIAL	0.00	0.00	0.00	378.52
600-1411-6491-1075-00669-1	OTHER SUPPLIES/MATERIAL	0.00	16.35	54.48	362.65
600-1411-6491-3020-00669-1	OTHER SUPPLIES/MATERIAL	0.00	3,095.64	2,277.19	4,424.46
600-1411-6491-1050-00670-1	OTHER SUPPLIES/MATERIAL	0.00	1,420.00	3,932.92	2,725.55
600-1411-6491-5100-00670-1	OTHER SUPPLIES/MATERIAL	0.00	0.00	470.28	974.06
600-1411-6491-1075-00671-1	OTHER SUPPLIES/MATERIAL	0.00	15,343.50	8,215.64	31,965.70
600-1411-6491-1050-00672-1	OTHER SUPPLIES/MATERIAL	0.00	76.25	0.00	0.00
600-1411-6491-1075-00672-1	OTHER SUPPLIES/MATERIAL	0.00	5,751.00	58,254.97	26,124.74
600-1411-6491-1050-00673-1	OTHER SUPPLIES/MATERIAL	0.00	379.50	130.00	434.00
600-1411-6491-1075-00673-1	OTHER SUPPLIES/MATERIAL	0.00	1,303.00	2,870.00	2,547.97
600-1411-6491-1050-00674-1	OTHER SUPPLIES/MATERIAL	0.00	-168.18	-1,164.82	-26.80
600-1411-6491-1050-00675-1	OTHER SUPPLIES/MATERIAL	0.00	0.00	663.43	394.00
600-1411-6491-1075-00675-1	OTHER SUPPLIES/MATERIAL	0.00	0.00	0.00	770.00
600-1411-6491-1050-00676-1	OTHER SUPPLIES/MATERIAL	0.00	5,320.71	3,227.00	11,930.26
600-1411-6491-1075-00676-1	OTHER SUPPLIES/MATERIAL	0.00	94.98	601.90	3,548.17
600-1411-6491-3000-00676-1	OTHER SUPPLIES/MATERIAL	0.00	0.00	0.00	1,464.76
600-1411-6491-1050-00677-1	OTHER SUPPLIES/MATERIAL	0.00	0.00	0.00	-270.00
600-1411-6491-1050-00679-1	OTHER SUPPLIES/MATERIAL	0.00	3,502.82	2,047.71	12,313.45
600-1411-6491-1075-00679-1	OTHER SUPPLIES/MATERIAL	0.00	10,016.29	15,767.75	22,046.97
600-1411-6491-1050-00680-1	OTHER SUPPLIES/MATERIAL	0.00	0.00	159.59	57.79
600-1411-6491-1075-00680-1	OTHER SUPPLIES/MATERIAL	0.00	2,444.72	1,586.61	4,258.48
600-1411-6491-1050-00681-1	OTHER SUPPLIES/MATERIAL	0.00	0.00	539.44	539.61
600-1411-6491-1050-00682-1	OTHER SUPPLIES/MATERIAL	0.00	541.50	88.00	1,661.96
600-1411-6491-3020-00682-1	OTHER SUPPLIES/MATERIAL	0.00	0.00	6.59	0.00
600-1411-6491-1075-00683-1	OTHER SUPPLIES/MATERIAL	0.00	85.27	1,637.50	2,009.44

*All Expenditure Accounts FY23*

Account Code	Account Description	Budget Requested	1St Prior Year Actual	2Nd Prior Year Actual	3Rd Prior Year Actual
600-1411-6491-1050-00684-1	OTHER SUPPLIES/MATERIAL	0.00	0.00	0.00	96.58
600-1411-6491-1050-00685-1	OTHER SUPPLIES/MATERIAL	0.00	135.00	0.00	480.95
600-1411-6491-3000-00685-1	OTHER SUPPLIES/MATERIAL	0.00	0.00	-1,110.13	0.00
600-1411-6491-1050-00687-1	OTHER SUPPLIES/MATERIAL	0.00	0.00	65.67	196.00
600-1411-6491-1075-00687-1	OTHER SUPPLIES/MATERIAL	0.00	0.00	364.00	963.35
600-1411-6491-1075-00690-1	OTHER SUPPLIES/MATERIAL	0.00	325.47	3,215.78	9,076.50
600-1411-6491-1050-00691-1	OTHER SUPPLIES/MATERIAL	0.00	0.00	0.00	330.00
600-1411-6491-1075-00691-1	OTHER SUPPLIES/MATERIAL	0.00	580.00	0.00	3,185.50
600-1411-6491-1050-00692-1	OTHER SUPPLIES/MATERIAL	0.00	0.00	191.06	546.25
600-1411-6491-1075-00692-1	OTHER SUPPLIES/MATERIAL	0.00	1,055.09	400.00	3,021.21
600-1411-6491-1050-00693-1	OTHER SUPPLIES/MATERIAL	0.00	3,281.53	7,252.41	11,859.66
600-1411-6491-1075-00693-1	OTHER SUPPLIES/MATERIAL	0.00	4,580.37	4,420.49	7,442.61
600-1411-6491-3000-00693-1	OTHER SUPPLIES/MATERIAL	0.00	556.95	753.87	1,147.91
600-1411-6491-5100-00693-1	OTHER SUPPLIES/MATERIAL	0.00	989.45	1,633.86	2,629.65
600-1411-6491-1050-00694-1	OTHER SUPPLIES/MATERIAL	0.00	5,308.75	1,640.30	3,825.56
600-1411-6491-1075-00694-1	OTHER SUPPLIES/MATERIAL	0.00	5,281.38	4,251.15	27,254.20
600-1411-6491-3000-00694-1	OTHER SUPPLIES/MATERIAL	0.00	279.90	0.00	2,205.70
600-1411-6491-1075-00695-1	OTHER SUPPLIES/MATERIAL	0.00	0.00	315.84	177.50
600-1411-6491-1050-00696-1	OTHER SUPPLIES/MATERIAL	0.00	60.00	15,862.80	12,573.70
600-2521-6491-8000-00699-1	OTHER SUPPLIES/MATERIAL	1,043,250.00	0.00	0.00	0.00
700-1421-6491-1050-00700-1	OTHER SUPPLIES/MATERIAL	0.00	47.18	1,145.00	18,913.26
700-1421-6491-1075-00700-1	OTHER SUPPLIES/MATERIAL	0.00	113,863.41	115,563.64	211,372.20
700-2521-6491-8000-00700-1	OTHER SUPPLIES/MATERIAL	301,250.00	0.00	0.00	0.00
700-1421-6491-1050-00701-1	OTHER SUPPLIES/MATERIAL-Baseball	0.00	0.00	1,550.15	1,502.80
700-1421-6491-1050-00702-1	OTHER SUPPLIES/MATERIAL-Basketball-Boys	0.00	1,434.81	814.98	3,528.22
700-1421-6491-1050-00703-1	OTHER SUPPLIES/MATERIAL-Basketball-Girls	0.00	22.00	733.63	2,665.40
700-1421-6491-1050-00704-1	OTHER SUPPLIES/MATERIAL-Cheerleading	0.00	8,983.28	5,152.97	2,906.73
700-1421-6491-1050-00705-1	OTHER SUPPLIES/MATERIAL-Cross Country	0.00	420.89	0.00	1,421.04
700-1421-6491-1050-00706-1	OTHER SUPPLIES/MATERIAL-Football	0.00	1,767.43	1,397.20	5,414.98
700-1421-6491-1050-00707-1	OTHER SUPPLIES/MATERIAL-Golf-Boys	0.00	0.00	0.00	-300.00
700-1421-6491-1050-00708-1	OTHER SUPPLIES/MATERIAL-Golf-Girls	0.00	85.50	0.00	843.21
700-1421-6491-1050-00709-1	OTHER SUPPLIES/MATERIAL-Majorettes	0.00	0.00	2,000.00	343.00
700-1421-6491-1050-00711-1	OTHER SUPPLIES/MATERIAL-Soccer	0.00	195.00	0.00	7,549.39
700-1421-6491-1050-00712-1	OTHER SUPPLIES/MATERIAL-Soccer-Girls	0.00	322.00	4,907.08	1,551.25
700-1421-6491-1050-00713-1	OTHER SUPPLIES/MATERIAL-Softball	0.00	468.42	0.00	758.45
700-1421-6491-1050-00714-1	OTHER SUPPLIES/MATERIAL-Swimming-Boys	0.00	118.50	66.34	1.17
700-1421-6491-1050-00715-1	OTHER SUPPLIES/MATERIAL-Swimming-Girls	0.00	0.00	0.00	276.00
700-1421-6491-1050-00716-1	OTHER SUPPLIES/MATERIAL-Tennis-Boys	0.00	0.00	140.00	0.00
700-1421-6491-1050-00717-1	OTHER SUPPLIES/MATERIAL-Tennis-Girls	0.00	1,224.75	417.99	344.06
700-1421-6491-1050-00718-1	OTHER SUPPLIES/MATERIAL-Track-Boys	0.00	29.10	100.00	161.00
700-1421-6491-1050-00719-1	OTHER SUPPLIES/MATERIAL-Track-Girls	0.00	0.00	616.83	161.00
700-1421-6491-1050-00720-1	OTHER SUPPLIES/MATERIAL-Volleyball-Boys	0.00	-498.40	1,263.20	294.00
700-1421-6491-1050-00721-1	OTHER SUPPLIES/MATERIAL-Volleyball-Girls	0.00	3,507.61	240.56	6,474.00

All Expenditure Accounts FY23

Account Code	Account Description	Budget Requested	1St Prior Year Actual	2Nd Prior Year Actual	3Rd Prior Year Actual
700-1421-6491-1050-00722-1	OTHER SUPPLIES/MATERIAL-Water Polo	0.00	0.00	0.00	202.90
700-1421-6491-1050-00723-1	OTHER SUPPLIES/MATERIAL-Wrestling	0.00	0.00	0.00	824.05
700-1421-6491-1050-00724-1	OTHER SUPPLIES/MATERIAL	0.00	14,492.55	3,000.00	14,707.63
700-1421-6491-1050-00725-1	OTHER SUPPLIES/MATERIAL	0.00	436.50	0.00	0.00
<b>OBJECT 6491 TOTAL</b>	<b>OTHER SUPPLIES/MATERIAL</b>	<b>3,146,465.88</b>	<b>1,213,613.59</b>	<b>2,095,667.31</b>	<b>2,600,356.58</b>
410-4021-6511-1075-00000-1	LAND PURCHASE - OHS	0.00	1,392.53	399,598.47	0.00
410-4021-6511-5000-00000-1	LAND PURCHASE - Oakville Elem	0.00	0.00	2,782.64	291,523.66
410-4021-6511-8000-00000-1	LAND PURCHASE - Central Office	0.00	2,421,630.80	68,750.00	0.00
<b>OBJECT 6511 TOTAL</b>	<b>LAND PURCHASE</b>	<b>0.00</b>	<b>2,423,023.33</b>	<b>471,131.11</b>	<b>291,523.66</b>
410-4031-6521-8000-00100-1	Prop S - Architect, Engineer, & Legal Service	0.00	0.00	324,750.00	0.00
410-4051-6521-8000-00100-1	BUILDINGS - Prop S Projects	17,278,104.00	0.00	0.00	0.00
410-4051-6521-1075-00101-1	BUILDINGS Prop S #00101 - OHS	0.00	37,229.13	2,400.00	0.00
410-4051-6521-3060-00101-1	BUILDINGS Prop S #00101 - Bernard	0.00	19,832.12	0.00	0.00
410-4051-6521-5000-00101-1	BUILDINGS Prop S #00101 - Oakville Elem	0.00	17,595.85	0.00	0.00
410-4051-6521-4060-00102-1	BUILDINGS Prop S #00102 - Bierbaum	0.00	172,118.56	10,691.42	0.00
410-4051-6521-8200-00103-1	BUILDINGS Prop S #00103 - Transportation	0.00	52,028.94	6,856.50	0.00
410-4051-6521-5020-00104-1	BUILDINGS Prop S #00104 - Point	0.00	52,371.88	3,944.00	0.00
410-4051-6521-5040-00104-1	BUILDINGS Prop S #00104 - Rogers	0.00	59,155.08	0.00	0.00
410-4051-6521-3040-00105-1	BUILDINGS Prop S #00105 - WMS	0.00	4,800.00	0.00	0.00
410-4051-6521-4090-00105-1	BUILDINGS Prop S #00105 - Hagemann	0.00	10,773.40	565.00	0.00
410-4051-6521-5060-00105-1	BUILDINGS Prop S #00105 - Trautwein	0.00	10,805.18	1,203.24	0.00
410-4051-6521-3000-00106-1	BUILDINGS Props #00106 - Buerkle	0.00	7,911.01	0.00	0.00
410-4051-6521-4080-00106-1	BUILDINGS Props #00106 - Forder	0.00	3,813.14	0.00	0.00
410-4051-6521-1050-00107-1	BUILDINGS Props #00107 - MHS	0.00	9,014.80	0.00	0.00
410-4051-6521-4020-00108-1	BUILDINGS Props #00108 - Beasley	0.00	7,818.84	15,011.56	0.00
410-4051-6521-3020-00109-1	BUILDINGS Prop S #00109 - OMS	0.00	1,125.00	0.00	0.00
410-4051-6521-5100-00109-1	BUILDINGS Prop S #00109 - Wohlwend	0.00	3,249.22	360.00	0.00
410-4051-6521-4070-00112-1	BUILDINGS Prop S #00101 - Blades	0.00	45,869.09	9,234.08	0.00
410-4051-6521-4080-00120-1	BUILDINGS Prop S #00120 - Forder	0.00	1,126,805.64	76,225.63	0.00
410-4051-6521-5040-00121-1	BUILDINGS Prop S #00120 - Rogers	0.00	55,218.25	0.00	0.00
410-4051-6521-1050-00550-1	BUILDING REMODELING-MHS	0.00	7,084.64	974,060.47	270,280.83
410-4051-6521-1075-00550-1	BUILDING REMODELING-OHS	0.00	13,146.60	631.50	364,258.81
410-4051-6521-3000-00550-1	BUILDING REMODELING-BUERKLE	0.00	28,918.60	79,442.30	0.00
410-4051-6521-3020-00550-1	BUILDING REMODELING-OMS	0.00	152,983.30	6,180.50	9,331.56
410-4051-6521-3040-00550-1	BUILDING REMODELING-WMS	0.00	901.68	3,390.09	9,331.56
410-4051-6521-3060-00550-1	BUILDING REMODELING-BERNARD	0.00	28,768.19	624,247.11	49,030.87
410-4051-6521-4020-00550-1	BUILDING REMODELING-BEASLEY	0.00	222,215.23	10,128.84	13,343.85
410-4051-6521-4060-00550-1	BUILDING REMODELING-BIERBAUM	0.00	0.00	12,166.51	318,949.75
410-4051-6521-4070-00550-1	BUILDING REMODELING-BLADES	0.00	178,095.77	5,270.07	9,331.56
410-4051-6521-4080-00550-1	BUILDING REMODELING-FORDER	0.00	47,945.70	10,782.03	19,287.96
410-4051-6521-4090-00550-1	BUILDING REMODELING-HAGEMANN	0.00	0.00	6,156.18	1,178,305.26
410-4051-6521-5000-00550-1	BUILDING REMODELING-OAKVILLE ELE	0.00	110,579.16	2,775.66	9,331.56
410-4051-6521-5020-00550-1	BUILDING REMODELING-POINT	0.00	6,666.67	631.51	16,485.56

All Expenditure Accounts FY23

Account Code	Account Description	Budget Requested	1St Prior Year Actual	2Nd Prior Year Actual	3Rd Prior Year Actual
410-4051-6521-5040-00550-1	BUILDING REMODELING-ROGERS	0.00	0.00	6,227.90	9,331.56
410-4051-6521-5060-00550-1	BUILDING REMODELING-TRAUTWEIN	0.00	0.00	37,952.88	9,331.56
410-4051-6521-5080-00550-1	BUILDINGS REMODELING - MOSAIC	0.00	0.00	1,391.51	1,138,712.41
410-4051-6521-5100-00550-1	BUILDING REMODELING-WOHLWEND	0.00	48,126.00	631.51	69,393.36
410-4051-6521-8000-00550-1	BUILDING REMODELING - Central Office	0.00	0.00	0.00	9,331.56
410-4051-6521-8100-00550-1	BUILDING REMODELING-WITZEL	0.00	0.00	631.63	9,331.56
410-4051-6521-8200-00550-1	BUILDINGS	0.00	0.00	0.00	1,690.74
410-4051-6521-8300-00550-1	BUILDING REMODELING-SWIMMING POOL	0.00	261,012.75	0.00	0.00
410-4051-6521-8400-00550-1	BUILDING REMODELING-JB	2,817,586.00	0.00	8,656.77	9,331.56
410-4051-6521-7500-12810-3	BUILDINGS ECC	0.00	152,081.62	2,818.92	9,331.84
410-4051-6521-8000-42200-4	BUILDINGS - ESSER III	635,725.00	0.00	0.00	0.00
410-4051-6521-8000-42300-4	BUILDINGS - ESSER II	438,585.00	0.00	0.00	0.00
410-4051-6521-1050-42804-4	BUILDINGS CARES K12 CRF - MHS	0.00	0.00	6,617.84	0.00
410-4051-6521-1075-42804-4	BUILDINGS CARES K12 CRF - OHS	0.00	0.00	6,617.84	0.00
410-4051-6521-3000-42804-4	BUILDINGS CARES K12 CRF - Buerkle	0.00	0.00	6,617.84	0.00
410-4051-6521-3020-42804-4	BUILDINGS CARES K12 CRF - OMS	0.00	0.00	6,617.84	0.00
410-4051-6521-3040-42804-4	BUILDINGS CARES K12 CRF - WMS	0.00	0.00	6,617.84	0.00
410-4051-6521-3060-42804-4	BUILDINGS CARES K12 CRF - Bernard	0.00	0.00	6,617.84	0.00
410-4051-6521-4020-42804-4	BUILDINGS CARES K12 CRF - Beasley	0.00	0.00	6,617.84	0.00
410-4051-6521-4060-42804-4	BUILDINGS CARES K12 CRF - Biebaum	0.00	0.00	6,617.84	0.00
410-4051-6521-4070-42804-4	BUILDINGS CARES K12 CRF - Blades	0.00	0.00	6,617.84	0.00
410-4051-6521-4080-42804-4	BUILDINGS CARES K12 CRF - Forder	0.00	0.00	6,617.84	0.00
410-4051-6521-4090-42804-4	BUILDINGS CARES K12 CRF - Hagemann	0.00	0.00	6,617.84	0.00
410-4051-6521-5000-42804-4	BUILDINGS CARES K12 CRF - Oakville Elem	0.00	0.00	6,617.84	0.00
410-4051-6521-5020-42804-4	BUILDINGS CARES K12 CRF - Point	0.00	0.00	6,617.84	0.00
410-4051-6521-5040-42804-4	BUILDINGS CARES K12 CRF - Rogers	0.00	0.00	6,617.84	0.00
410-4051-6521-5060-42804-4	BUILDINGS CARES K12 CRF - Trautwein	0.00	0.00	6,617.84	0.00
410-4051-6521-5080-42804-4	BUILDINGS CARES K12 CRF - MOSAIC	0.00	0.00	6,617.84	0.00
410-4051-6521-5100-42804-4	BUILDINGS CARES K12 CRF - Wholwend	0.00	0.00	6,617.84	0.00
410-4051-6521-7500-42804-4	BUILDINGS CARES K12 CRF - John Cary	0.00	0.00	6,617.88	0.00
410-4051-6521-8100-42804-4	BUILDINGS CARES K12 CRF - Witzel	0.00	0.00	6,617.84	0.00
<b>OBJECT 6521 TOTAL</b>	<b>BUILDINGS</b>	<b>21,170,000.00</b>	<b>2,956,061.04</b>	<b>2,371,154.32</b>	<b>3,533,055.28</b>
410-4051-6531-1050-00103-1	SITE IMPROVEMENT Prop S - MHS	0.00	0.00	2,036.25	0.00
410-4051-6531-5040-00104-1	SITE IMPROVEMENT Prop S - Rogers	0.00	0.00	9,238.47	0.00
410-4051-6531-1075-00110-1	SITE IMPROVEMENT Prop S - OHS	0.00	495,908.60	1,357.50	0.00
410-4051-6531-5000-00111-1	SITE IMPROVEMENT Prop S - Oakville Elem	0.00	32,566.50	39,977.25	0.00
410-4051-6531-1050-00550-1	SITE IMPROVEMENT - MHS	0.00	20,399.72	0.00	656,182.40
410-4051-6531-1075-00550-1	SITE IMPROVEMENT - OHS	0.00	42,300.72	19,952.00	56,977.64
410-4051-6531-3000-00550-1	SITE IMPROVEMENT - Buerkle	0.00	17,321.72	15,325.35	0.00
410-4051-6531-3020-00550-1	SITE IMPROVEMENT - OMS	0.00	0.00	15,325.35	0.00
410-4051-6531-3040-00550-1	SITE IMPROVEMENT - WMS	0.00	7,945.72	0.00	17,399.63
410-4051-6531-3060-00550-1	SITE IMPROVEMENT - Bernard	0.00	28,026.82	104,577.66	23,375.63
410-4051-6531-4020-00550-1	SITE IMPROVEMENT - Beasley	0.00	17,731.75	0.00	13,609.63

All Expenditure Accounts FY23

Account Code	Account Description	Budget Requested	1St Prior Year Actual	2Nd Prior Year Actual	3Rd Prior Year Actual
410-4051-6531-4060-00550-1	SITE IMPROVEMENT - Bierbaum	0.00	0.00	15,325.35	10,617.63
410-4051-6531-4070-00550-1	SITE IMPROVEMENT - Blades	0.00	0.00	15,325.35	0.00
410-4051-6531-4080-00550-1	SITE IMPROVEMENT - Forder	0.00	0.00	15,325.35	0.00
410-4051-6531-4090-00550-1	SITE IMPROVEMENT - Hagemann	0.00	0.00	15,325.35	0.00
410-4051-6531-5000-00550-1	SITE IMPROVEMENT - Oakville Elem	0.00	0.00	15,325.35	0.00
410-4051-6531-5020-00550-1	SITE IMPROVEMENT - Point	0.00	0.00	15,325.35	0.00
410-4051-6531-5040-00550-1	SITE IMPROVEMENT - Rogers	0.00	14,032.72	15,325.35	0.00
410-4051-6531-5060-00550-1	SITE IMPROVEMENT - Trautwein	0.00	26,470.72	0.00	15,262.63
410-4051-6531-5080-00550-1	SITE IMPROVEMENT - MOSAIC	0.00	0.00	15,325.35	0.00
410-4051-6531-5100-00550-1	SITE IMPROVEMENT - Wohlwend	0.00	0.00	15,325.35	0.00
410-4051-6531-7500-00550-1	SITE IMPROVEMENT-ECC	0.00	39,789.72	0.00	7,388.59
410-4051-6531-8200-00550-1	SITE IMPROVEMENT - Transportation	0.00	0.00	15,325.35	75,979.66
410-4051-6531-8200-00550-3	SITE IMPROVEMENT-TRANSPORTATION	0.00	0.00	0.00	150.00
410-4051-6531-8400-00550-1	SITE IMPROVEMENT-JB	0.00	0.00	15,325.69	0.00
<b>OBJECT 6531 TOTAL</b>	<b>SITE IMPROVEMENT</b>	<b>0.00</b>	<b>742,494.71</b>	<b>376,369.02</b>	<b>876,943.44</b>
410-1151-6541-1050-00000-1	EQUIPMENT GENERAL-MHS	0.00	0.00	0.00	6,318.75
410-1151-6541-1075-00000-1	EQUIPMENT GENERAL-OHS	0.00	0.00	0.00	1,374.50
410-1151-6541-1050-00342-1	EQUIPMENT GENERAL - FURNITURE MHS	30,000.00	0.00	0.00	0.00
410-1151-6541-1075-00342-1	EQUIPMENT GENERAL-FURNITURE-OHS	0.00	35,334.40	0.00	0.00
410-1131-6541-3000-00342-1	EQUIPMENT GENERAL - Furniture Buerkle	0.00	0.00	10,185.30	0.00
410-1131-6541-3020-00342-1	EQUIPMENT GENERAL - Furniture OMS	0.00	0.00	0.00	11,059.00
410-1131-6541-3040-00342-1	EQUIPMENT GENERAL Furniture - WMS	0.00	0.00	0.00	11,613.00
410-1131-6541-3060-00342-1	EQUIPMENT GENERAL - Furniture Bernard	0.00	0.00	13,658.80	0.00
410-1111-6541-4020-00342-1	EQUIPMENT GENERAL - Furniture Beasley	0.00	0.00	0.00	6,718.25
410-1111-6541-4060-00342-1	EQUIPMENT GENERAL - FURNITURE BIERBAUM	10,800.00	0.00	0.00	0.00
410-1111-6541-4070-00342-1	EQUIPMENT GENERAL - Furniture Blades	0.00	0.00	8,650.00	0.00
410-1111-6541-4080-00342-1	EQUIPMENT GENERAL - Furniture Forder	0.00	0.00	7,550.00	0.00
410-1111-6541-4090-00342-1	EQUIPMENT GENERAL - Furniture Hagemann	0.00	0.00	0.00	7,383.70
410-1111-6541-5000-00342-1	EQUIPMENT GENERAL - Furniture Oakville Elem	0.00	0.00	1,976.29	3,956.00
410-1111-6541-5020-00342-1	EQUIPMENT GENERAL - Furniture Point	0.00	0.00	0.00	8,571.00
410-1111-6541-5040-00342-1	EQUIPMENT GENERAL - Furniture Rogers	0.00	0.00	7,063.41	0.00
410-1111-6541-5060-00342-1	EQUIPMENT GENERAL-FURNITURE-TRAUTWEIN	0.00	1,863.13	0.00	0.00
410-1111-6541-5080-00342-1	EQUIPMENT GENERAL-FURNITURE-MOSAIC	0.00	1,876.16	0.00	0.00
410-1111-6541-5100-00342-1	EQUIPMENT GENERAL - FURNITURE WOHLWEND	9,200.00	0.00	0.00	0.00
410-2134-6541-1050-00518-1	EQUIPMENT GENERAL - MHS	0.00	0.00	0.00	1,167.14
410-2134-6541-1075-00518-1	EQUIPMENT GENERAL - OHS	0.00	0.00	0.00	1,349.38
410-2134-6541-3000-00518-1	EQUIPMENT GENERAL - Buerkle	0.00	0.00	0.00	526.36
410-2134-6541-3020-00518-1	EQUIPMENT GENERAL - OMS	0.00	0.00	0.00	569.59
410-2134-6541-3040-00518-1	EQUIPMENT GENERAL - WMS	0.00	0.00	0.00	374.64
410-2134-6541-3060-00518-1	EQUIPMENT GENERAL - Bernard	0.00	0.00	0.00	561.96
410-2134-6541-4020-00518-1	EQUIPMENT GENERAL - Beasley	0.00	0.00	0.00	256.82
410-2134-6541-4060-00518-1	EQUIPMENT GENERAL - Bierbaum	0.00	0.00	0.00	444.99
410-2134-6541-4070-00518-1	EQUIPMENT GENERAL - Blades	0.00	0.00	0.00	364.47

**All Expenditure Accounts FY23**

Account Code	Account Description	Budget Requested	1St Prior Year Actual	2Nd Prior Year Actual	3Rd Prior Year Actual
410-2134-6541-4080-00518-1	EQUIPMENT GENERAL - Forder	0.00	0.00	0.00	289.03
410-2134-6541-4090-00518-1	EQUIPMENT GENERAL - Hagemann	0.00	0.00	0.00	322.93
410-2134-6541-5000-00518-1	EQUIPMENT GENERAL - Oakville Elem	0.00	0.00	0.00	344.12
410-2134-6541-5020-00518-1	EQUIPMENT GENERAL - Point	0.00	0.00	0.00	357.69
410-2134-6541-5040-00518-1	EQUIPMENT GENERAL - Rogers	0.00	0.00	0.00	358.53
410-2134-6541-5060-00518-1	EQUIPMENT GENERAL - Trautwein	0.00	0.00	0.00	331.41
410-2134-6541-5080-00518-1	EQUIPMENT GENERAL - MOSAIC	0.00	0.00	0.00	211.90
410-2134-6541-5100-00518-1	EQUIPMENT GENERAL - Wohlwend	0.00	0.00	0.00	358.53
410-2321-6541-8000-00526-1	EQUIPMENT GENERAL	0.00	0.00	0.00	7,085.92
410-2562-6541-8400-00531-1	EQUIPMENT GENERAL-FOOD SERVICE	666,000.00	54,992.17	120,174.00	20,115.46
410-2631-6541-8000-00533-1	EQUIPMENT GENERAL-COMMUNICATIONS	0.00	0.00	0.00	2,997.00
410-2552-6541-8200-00541-3	EQUIPMENT GENERAL-TRANSPORTATION	7,000.00	0.00	14,605.72	2,372.13
410-2542-6541-8400-00550-1	EQUIPMENT GENERAL-JB	67,000.00	22,498.00	6,100.00	11,203.85
410-2542-6541-8400-00560-1	EQUIPMENT GENERAL-OPERATIONS-CUSTODIAL	11,500.00	11,001.10	9,700.28	9,700.56
410-1281-6541-7500-12810-3	EQUIPMENT GENERAL - ECSE	0.00	0.00	0.00	286.49
<b>OBJECT 6541 TOTAL</b>	<b>EQUIPMENT GENERAL</b>	<b>801,500.00</b>	<b>127,564.96</b>	<b>199,663.80</b>	<b>118,945.10</b>
410-1151-6542-1050-00000-1	EQUIPMENT INSTRUCTIONAL-MHS	10,000.00	0.00	15,243.84	9,417.40
410-1151-6542-1075-00000-1	EQUIPMENT INSTRUCTIONAL-OHS	30,000.00	25,856.55	0.00	17,500.11
410-1131-6542-3000-00000-1	EQUIPMENT INSTRUCTIONAL-BUERKLE	0.00	0.00	6,322.19	0.00
410-1131-6542-3020-00000-1	EQUIPMENT INSTRUCTIONAL-OMS	0.00	5,400.00	18,754.67	1,870.00
410-1131-6542-3060-00000-1	EQUIPMENT INSTRUCTIONAL-BERNARD	0.00	0.00	14,100.00	0.00
410-1111-6542-4080-00000-1	EQUIPMENT INSTRUCTIONAL - Forder	0.00	0.00	2,529.98	0.00
410-1111-6542-4090-00000-1	EQUIPMENT INSTRUCTIONAL -HAGEMANN	0.00	0.00	8,067.35	0.00
410-1111-6542-5060-00000-1	EQUIPMENT INSTRUCTIONAL-TRAUTWEIN	0.00	1,884.97	0.00	0.00
410-1111-6542-5100-00000-1	EQUIPMENT INSTRUCTIONAL	8,300.00	3,062.00	0.00	0.00
410-2911-6542-8000-00331-1	EQUIPMENT INSTRUCTIONAL-CURRICULUM	0.00	10,922.05	38,731.63	53,765.86
410-2212-6542-1050-00334-1	EQUIPMENT INSTRUCTIONAL Fine Arts- MHS	0.00	0.00	10,765.00	17,132.00
410-2212-6542-1075-00334-1	EQUIPMENT INSTRUCTIONAL Fine Arts- OHS	0.00	0.00	18,610.00	9,130.00
410-2212-6542-3000-00334-1	EQUIPMENT INSTRUCTIONAL Fine Arts- Buerkle	0.00	0.00	14,562.00	11,750.00
410-2212-6542-3020-00334-1	EQUIPMENT INSTRUCTIONAL - OMS	0.00	3,180.00	9,955.00	10,427.50
410-2212-6542-3040-00334-1	EQUIPMENT INSTRUCTIONAL Fine Arts- WMS	0.00	4,495.00	6,275.00	17,231.00
410-2212-6542-3060-00334-1	EQUIPMENT INSTRUCTIONAL - Bernard	0.00	4,435.98	4,144.98	11,551.00
410-2212-6542-8000-00334-1	EQUIPMENT INSTRUCTIONAL-FINE ARTS	24,900.00	0.00	0.00	0.00
410-1151-6542-1050-00340-1	EQUIPMENT INSTRUCTIONAL-MHS	0.00	5,242.00	12,497.00	0.00
410-1131-6542-3020-00340-1	EQUIPMENT INSTRUCTIONAL-OMS	0.00	0.00	0.00	2,373.00
410-1111-6542-4080-00340-1	EQUIPMENT INSTRUCTIONAL-FORDER	0.00	0.00	0.00	6,814.26
410-1111-6542-4090-00340-1	EQUIPMENT INSTRUCTIONAL-HAGEMANN	0.00	0.00	4,954.00	0.00
410-1111-6542-5000-00340-1	EQUIPMENT INSTRUCTIONAL-OEM	0.00	0.00	1,617.20	0.00
410-2632-6542-8100-00340-1	EQUIPMENT INSTRUCTIONAL-IT-CLASS TECHNOLOGY	25,000.00	0.00	0.00	0.00
410-1151-6542-1050-00750-1	EQUIPMENT INSTRUCTIONAL	0.00	0.00	1,208.33	5,562.69
410-1281-6542-7500-12810-3	EQUIPMENT INSTRUCTIONAL-ECC	14,000.00	11,800.80	2,607.18	0.00
410-1331-6542-1050-33200-3	EQUIPMENT INSTRUCTIONAL - CTE FACS	0.00	0.00	0.00	2,204.99
410-1371-6542-1050-33200-3	EQUIPMENT INSTRUCTIONAL - CTE Tech & Engineer	0.00	2,799.00	4,079.01	6,651.00

*All Expenditure Accounts FY23*

Account Code	Account Description	Budget Requested	1St Prior Year Actual	2Nd Prior Year Actual	3Rd Prior Year Actual
410-1321-6542-1075-33200-3	EQUIPMENT INSTRUCTIONAL - CTE Business Ed	0.00	1,524.00	0.00	0.00
410-1331-6542-1075-33200-3	EQUIPMENT INSTRUCTIONAL - CTE FACS	0.00	0.00	1,141.84	9,145.00
410-1371-6542-1075-33200-3	EQUIPMENT INSTRUCTIONAL - CTE Tech & Engineer	0.00	0.00	0.00	10,450.05
410-1371-6542-8400-33200-3	EQUIPMENT INSTRUCTIONAL - CTE Tech & Engineer	5,000.00	0.00	0.00	0.00
410-1321-6542-1050-42701-4	EQUIPMENT INSTRUCTIONAL-MHS PERKINS BUSINESS	0.00	6,048.31	0.00	0.00
410-1371-6542-1050-42701-4	EQUIPMENT INSTRUCTIONAL-MHS TECH & ENGINEER	0.00	0.00	3,279.14	3,135.00
410-1371-6542-1075-42701-4	EQUIPMENT INSTRUCTIONAL-OHS TECH & ENGINEER	0.00	0.00	7,879.05	1,199.00
410-1371-6542-8400-42701-4	EQUIPMENT INSTRUCTIONAL-PERKISN-PLTW	8,000.00	0.00	0.00	0.00
<b>OBJECT 6542 TOTAL</b>	<b>EQUIPMENT INSTRUCTIONAL</b>	<b>125,200.00</b>	<b>86,650.66</b>	<b>207,324.39</b>	<b>207,309.86</b>
410-2331-6543-8100-00530-1	TECHNOLOGY HARDWARE	303,200.00	33,964.70	224,111.52	185,695.23
410-2191-6543-1050-46100-4	TECHNOLOGY HARDWARE	0.00	0.00	0.00	839.91
410-2191-6543-1075-46100-4	TECHNOLOGY HARDWARE	0.00	0.00	0.00	970.08
410-2191-6543-3000-46100-4	TECHNOLOGY HARDWARE	0.00	0.00	0.00	378.73
410-2191-6543-3020-46100-4	TECHNOLOGY HARDWARE	0.00	0.00	0.00	409.36
410-2191-6543-3040-46100-4	TECHNOLOGY HARDWARE	0.00	0.00	0.00	269.76
410-2191-6543-3060-46100-4	TECHNOLOGY HARDWARE	0.00	0.00	0.00	404.05
410-2191-6543-4020-46100-4	TECHNOLOGY HARDWARE	0.00	0.00	0.00	184.36
410-2191-6543-4060-46100-4	TECHNOLOGY HARDWARE	0.00	0.00	0.00	319.83
410-2191-6543-4070-46100-4	TECHNOLOGY HARDWARE	0.00	0.00	0.00	262.10
410-2191-6543-4080-46100-4	TECHNOLOGY HARDWARE	0.00	0.00	0.00	207.92
410-2191-6543-4090-46100-4	TECHNOLOGY HARDWARE	0.00	0.00	0.00	232.66
410-2191-6543-5000-46100-4	TECHNOLOGY HARDWARE	0.00	0.00	0.00	247.38
410-2191-6543-5020-46100-4	TECHNOLOGY HARDWARE	0.00	0.00	0.00	257.39
410-2191-6543-5040-46100-4	TECHNOLOGY HARDWARE	0.00	0.00	0.00	257.98
410-2191-6543-5060-46100-4	TECHNOLOGY HARDWARE	0.00	0.00	0.00	238.55
410-2191-6543-5080-46100-4	TECHNOLOGY HARDWARE	0.00	0.00	0.00	151.96
410-2191-6543-5100-46100-4	TECHNOLOGY HARDWARE	0.00	0.00	0.00	257.98
<b>OBJECT 6543 TOTAL</b>	<b>TECHNOLOGY HARDWARE</b>	<b>303,200.00</b>	<b>33,964.70</b>	<b>224,111.52</b>	<b>191,585.23</b>
410-2331-6551-8100-00530-1	VEHICLE REPLACEMENT - IT	29,000.00	0.00	0.00	2,200.00
410-2552-6551-8200-00541-3	VEHICLE REPLACEMENT - TRANSPORTATION	90,000.00	0.00	0.00	35,753.00
410-2542-6551-8400-00550-1	VEHICLE REPLACEMENT - OPERATIONS CUSTODIAL	272,000.00	0.00	116,162.47	67,461.00
<b>OBJECT 6551 TOTAL</b>	<b>VEHICLE REPLACEMENT</b>	<b>391,000.00</b>	<b>0.00</b>	<b>116,162.47</b>	<b>105,414.00</b>
410-2552-6552-8200-00541-3	SCHOOL BUS REPLACEMENT	550,049.00	510,924.00	491,749.00	587,070.00
<b>OBJECT 6552 TOTAL</b>	<b>SCHOOL BUS REPLACEMENT</b>	<b>550,049.00</b>	<b>510,924.00</b>	<b>491,749.00</b>	<b>587,070.00</b>
300-5111-6611-8000-00524-1	PRINCIPAL	1,450,000.00	0.00	0.00	0.00
<b>OBJECT 6611 TOTAL</b>	<b>PRINCIPAL</b>	<b>1,450,000.00</b>	<b>0.00</b>	<b>0.00</b>	<b>0.00</b>
410-5131-6613-8100-00532-1	PRINCIPAL-LEASE PURCHASE	0.00	0.00	116,933.70	112,636.24
450-5131-6613-8000-00524-1	PRINCIPAL	0.00	0.00	12,030,000.00	11,190,000.00
<b>OBJECT 6613 TOTAL</b>	<b>PRINCIPAL-LEASE PURCHASE</b>	<b>0.00</b>	<b>0.00</b>	<b>12,146,933.70</b>	<b>11,302,636.24</b>
300-5211-6621-8000-00524-1	DEBT SERVICE INTEREST	1,050,000.00	390,834.00	0.00	0.00
<b>OBJECT 6621 TOTAL</b>	<b>Interest - Bonded Indebtedness</b>	<b>1,050,000.00</b>	<b>390,834.00</b>	<b>0.00</b>	<b>0.00</b>
410-5231-6623-8100-00532-1	INTEREST-LEASE PURCHASE	0.00	0.00	2,388.90	6,686.36
450-5231-6623-8000-00524-1	INTEREST	0.00	0.00	266,808.74	471,882.51

*All Expenditure Accounts FY23*

Account Code	Account Description	Budget Requested	1St Prior Year Actual	2Nd Prior Year Actual	3Rd Prior Year Actual
<b>OBJECT 6623 TOTAL</b>	<b>INTEREST - LEASE PURCHASE</b>	<b>0.00</b>	<b>0.00</b>	<b>269,197.64</b>	<b>478,568.87</b>
450-5331-6633-8000-00524-1	FEES LEASE PURCHASE AGREEMENTS	0.00	0.00	9,839.24	11,764.21
<b>OBJECT 6633 TOTAL</b>	<b>FEES LEASE PURCHASE AGREEMENTS</b>	<b>0.00</b>	<b>0.00</b>	<b>9,839.24</b>	<b>11,764.21</b>